2017

ADOPTED BUDGET

Michael Martin Finance Director
WOOD COUNTY
11/15/2016

THIS PAGE LEFT BLANK INTENTIONALLY

WOOD COUNTY 2017 ADOPTED BUDGET

TABLE OF CONTENTS

INTRODUCTION

List of Officials 1

Organization of Wood County Government 2

Standing Committees and Wood County Government Profile 3

Budget Users Guide 7

BUDGET POLICIES AND STRUCTURE

Budget Process 11

Activity structure 19

Basis of Budgeting 23

SUMMARY NARATIVE

Wood County 2017 Adopted Budget Summary. 31

Analysis of Expenditures by Function/Purpose 35

Analysis of Expenditures by Type 47

Analysis of Revenues by Source 53

Summary 63

PUBLICATION OF ADOPTED BUDGET AND SUPPORT

2017 Adopted Budget 67

2016 Budget 68

2016 Actual through June 30, 2016 69

2016 Estimated 70

2015 Actual 71

SUMMARY OF 2017 ADOPTED BUDGET

Summary of Sources and Uses, Levy Computation and Funds Available 73
2016 and 2017 Budgets – Revenues, Expenditures and Tax Levies / Funds Applied 74
Pie Charts of 2017 Adopted Budget and 2016 Revised Budget 77
Equalized Valuations and Budgets – History 80
Revenues by Funding Sources 81
Expenditures by Function 101

PRESENTATION OF BUDGETS BY EXPENDITURE CATEGORY

General Government

Detail by Percentage 109
Non departmental 110
General / Contingency 111
Ho Chunk Donations 112
OPEB 113
Clerk of Courts 114
Circuit Court Branch I 121
Circuit Court Branch II 123
Circuit Court Branch III 125
Child Support 129
Systems 131
Finance 136
Treasurer 138
District Attorney and Victim Witness 140
Corporation Counsel 146

Register of Deeds 148
County Clerk 152
Human Resources & Employee Health Benefits 159
Risk Management 166
Coroner 170
Building Maintenance and Purchasing 172
Public Safety
Detail by Percentage 184
Dispatch 185
Emergency Management 187
Sheriff and Corrections 195
Health and Social Services
Detail by Percentage 207
Health Department 208
Veteran's Service Officer 214
Humane Officer 221
Human Services 223
Care of Aging 259
Edgewater Haven Nursing Home 266
Norwood Health Center 279
Culture, Recreation and Education
Detail by Percentage 294
Parks and Forestry 295
County Aid for Libraries 305
UW Wood County / Marshfield Campus 307

UW Extension 309
Marshfield Fairgrounds 315
Conservation and Development
Detail by Percentage 319
Land Conservation 320
Planning and Zoning 329
Transportation and Economic Development 336
Payments in Lieu of Taxes (PILOT) 340
Debt Service
Detail by Percentage 345
Principal and Interest on Debt 346
Capital Outlay
Detail by Percentage 351
Listing of Capital Outlay by Department 352
Public Works
Highway 356
STATISTICAL AND SUPPLEMENTAL DATA
Equalized Value – Last 10 Years 386
Operating and Total Tax Rate – Last 10 Years 387
Library and Debt Tax Rate – Last 10 Years 388
Operating Expenditures by Activity – Last 5 Years 389
Operating Revenues by Source – Last 5 Years 390
Revenues by Source Graphs 391
Glossary of Budget Terms 398

INTRODUCTION

THIS PAGE LEFT BLANK INTENTIONALLY

Wood County Board of Supervisors

November 2016

Lance A. Pliml – County Board Chairperson/Administrative Coordinator

Trent Miner – County Board Vice Chairperson

Executive Committee:

Trent Miner – Chairperson

Allen W Breu

Michael J Feirer

Hilde Henkel

Lance Pliml

Donna Rozar

Ed Wagner

Robert Ashbeck	Brad R Hamilton	Bill L Leichtnam	William Winch
William Clendenning	Marion Hokamp	Douglas Machon	Joseph Zurfluh
Kenneth A Curry	Dave LaFontaine	Dennis Polach	Adam Fischer

WOOD COUNTY ORGANIZATIONAL CHART

APPOINTED COMMITTEES

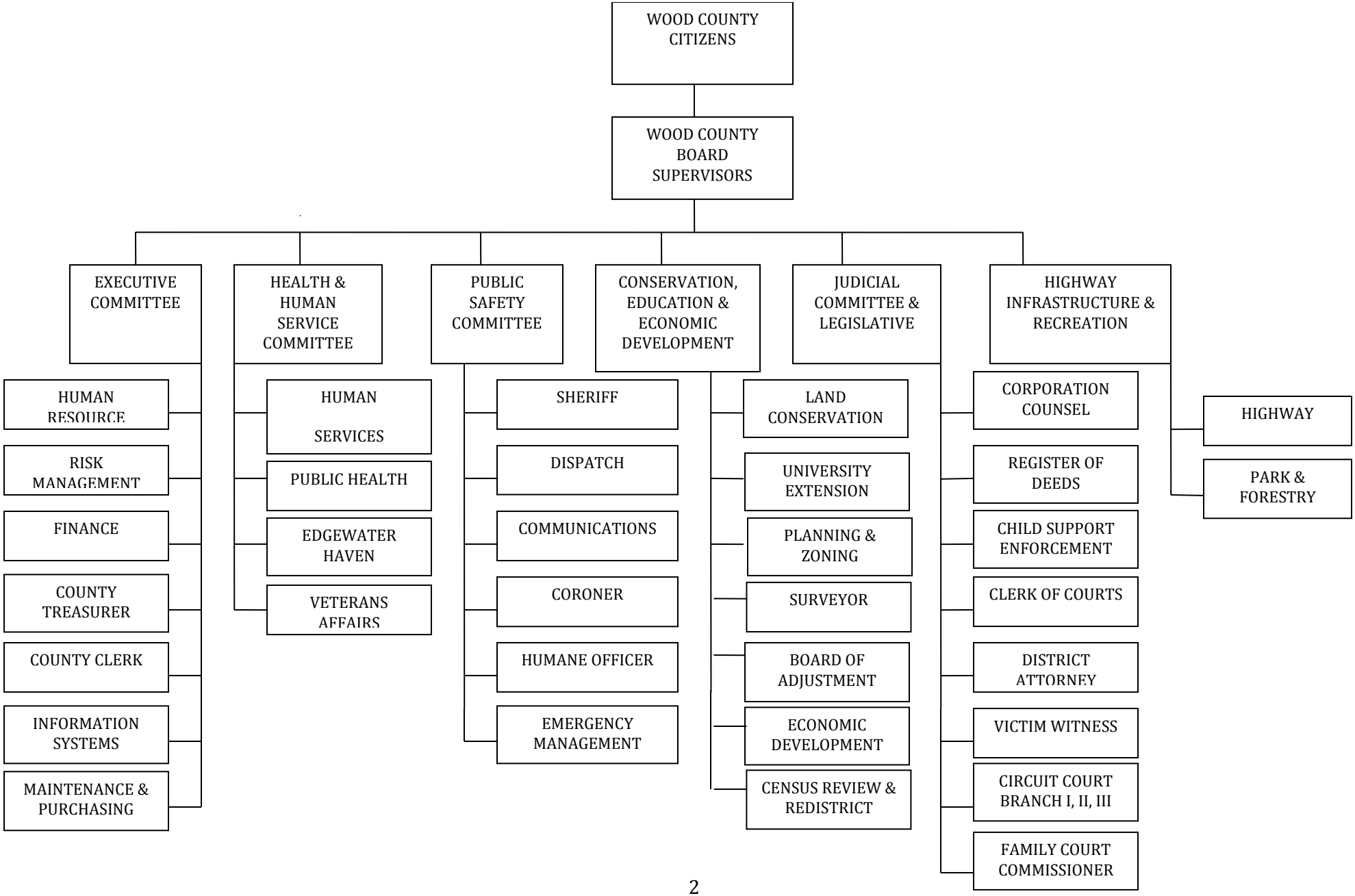

STANDING COMMITTEES FOR 2016-2017

HEALTH & HUMAN SERVICE COMMITTEE

Donna Rozar, Chairperson
Dennis Polach
Marion Hokamp, Secretary
Bill Clendenning
Lori Slattery-Smith
Tom Buttke
Jeffery Koszczuk, DO
Jessica Vicente
Adam Fischer

CONSERVATION, EDUCATION & ECONOMIC DEVELOPMENT

Hilde Henkel, Chairperson
Robert Ashbeck
Ken Curry, Secretary
Bill Leichtnam
Harvey Peterson, Farm Service Agency Representative
Adam Fischer

EXECUTIVE COMMITTEE

Trent Miner, Chairperson
Michael Feirer
Donna Rozar, Secretary
Al Breu
Ed Wagner
Lance Pliml
Hilde Henkel

JUDICIAL COMMITTEE & LEGISLATIVE

Ed Wagner, Chairperson
Bill Clendenning
Dave LaFontaine
Ken Curry, Secretary
Bill Leichtnam

PUBLIC SAFETY COMMITTEE

Michael Feirer, Chairperson
William Winch
Joseph Zurfluh
Dennis Polach
Brad Hamilton

HIGHWAY INFRASTRUCTURE & RECREATION COMMITTEE

Al Breu, Chairperson
Dave LaFontaine
Joseph Zurfluh
Marion Hokamp, Secretary
William Winch

WOOD COUNTY GOVERNMENTAL PROFILE

Wood County (the County) is a local governmental entity established under the laws of the State of Wisconsin and has the powers as defined in the Statutes. The County was incorporated in 1856 and operates under a County Board form of government. The Board of Supervisors is comprised of nineteen (19) members, elected by districts to serve concurrent two-year terms. The terms of the current Board expire in April 2018.

The County is located in central Wisconsin, approximately 160 miles northwest of Milwaukee and 180 miles southeast of Minneapolis/St Paul. The County has an area of 519,680 acres (812 sq. miles). The City of Wisconsin Rapids is the County Seat.

The County provides a full range of services. This includes judiciary services and legal counsel; general and financial administration, including tax collections; property records and register of deeds; county planning and zoning; public safety with sheriff, emergency government, shared dispatch and correction facilities; parks; health and human services; assistance to veterans and older Americans; library; forest conservation; coroner and surveyor; employment and training services; agricultural extension services; and the administration of federal, state and county elections. The County has proprietary fund operations for the Edgewater Nursing Home and Highway Department enterprise funds and the building maintenance, Employee Self-Funded Health Insurance, Workers Compensation, Other Post-Employment Employee Benefits (OPEB) and PC Replacement internal service funds.

Joint Ventures and Jointly Governed Organizations

Marshfield Fairgrounds Commission

The Marshfield Fairgrounds Commission is a joint venture between the Wood County Board of Supervisors and the City of Marshfield Common Council for the improvement, maintenance, repair and operation of the Marshfield Fairgrounds. The Commission Board consists of six members: three county board supervisors who are appointed by the chairman of the Wood County Board with the approval of the county board and three aldermen from the City of Marshfield who are appointed by the mayor with approval of the council.

University Commission: UW-Marshfield/Wood County

The University Commission: UW-Marshfield/Wood County (Commission) is a joint venture between the Wood County Board of Supervisors and the Common Council of the City of Marshfield for the purchase of the site and construction of said center, and the care, custody, maintenance, improvement and repair of the lands and buildings during its operation as a University Extension Center. The Commission Board consists of six members: three county board supervisors who are appointed by the chairman of the Wood County Board with approval of the county board and three aldermen from the City of Marshfield who are appointed by the mayor with approval of the council.

Joint Ventures and Jointly Governed Organizations (continued)

Aging and Disability Resource Center of Central Wisconsin (ADRC-CW)

Wood County joined with Marathon County to jointly administer an ADRC Grant from the State of Wisconsin in 2007. An intergovernmental agreement was signed setting up the structure of the Aging and Disability Resource Center of Central Wisconsin (ADRC-CW). Langlade and Lincoln Counties joined the ADRC-CW in 2011. The ADRC-CW Board consists of three representatives from each county, two of which need to be county board members. There are also three citizen members on the ADRC-CW board.

Community Care of Central Wisconsin

Wood County is a participant with two other Counties in the Community Care of Central Wisconsin (CCCW), a regional entity created to provide long-term care services to eligible residents in the three counties. Wood County appoints three of the nine-member CCCW Board.

THIS PAGE LEFT BLANK INTENTIONALLY

BUDGET USERS GUIDE

THIS PAGE LEFT BLANK INTENTIONALLY

The County's budget is a financial guide for its citizens, staff and elected officials. The purpose of the document is to communicate the initiatives authorized by the County Board. This plan accounts for the County's anticipated "income" from various revenue sources (e.g. property tax, sales tax, user fees, etc.) and how those resources are to be used during the fiscal year. The reader will also find background information on County government, the community, and other pertinent statistical data about Wood County. The budget document is organized into eight sections:

INTRODUCTION

This section lists the names of the County Board Chair and the other eighteen County Board Supervisors. There is an organizational chart of County government showing all of the county departments and county board committees. There is a profile of Wood County government, which discusses the County's elected officials, departments, and major facilities.

BUDGET POLICIES AND STRUCTURE

This section contains the financial and management policies of the County, a discussion of the budget activity structure, basis of budgeting and fund structure, and a description of the County's budget process.

SUMMARY NARATIVE

The budget overview provides a summary of program highlights and staff changes for the budget year, as well as a discussion of the County's major revenue sources. This section also provides an overview of revenues and expenditures for all funds for the budget year along with comparative data for the prior and current years. In this section, expenditures are summarized by function/purpose and type expenditure category. Revenues are summarized by revenue source category. There is also a schedule of budgeted positions by department and a schedule of changes in budgeted positions.

PUBLICATION OF ADOPTED BUDGET AND SUPPORT

This section contains the 2017 adopted budget, the 2016 budget, 2016 Actual activity through June 30, 2016, the 2016 estimated and the 2015 actual activity.

SUMMARY OF 2017 ADOPTED BUDGET

This section contains the summary of the Sources and Uses, the Tax Levy Computation and available Funds; the 2016 and 2017 Budgets by Revenues, Expenditures and Tax Levies / Funds Applied; charts of the 2017 adopted and the 2016 Amended budgets; the Equalized valuations and budgets history and the revenues by Funding Sources and the Expenditures by Function.

PRESENTATION OF BUDGETS BY EXPENDITURE CATEGORY

This section provides budget information for each of the program budget areas of the County. Each program budget area includes a mission and/or a description, and summary budget information for the prior years, current year and budget year. The County uses the decision item concept to build the program budgets. Under this concept a base budget is established for each program which fully funds all existing positions, including anticipated salary and benefit increases, funds operating and contractual services at current year adopted amounts, zeros out all operating capital and removes any one-time items included in the current year budget. Base budgets are also adjusted for any expenditure and revenue changes that are required based on approved commitments, such as debt service and depreciation. Departments then request increases or decreases to the base budget through decision items.

STATISTICAL AND SUPPLEMENTAL DATA

The statistical and supplemental data contains a variety of historical data and charts on operating expenditures by activity, operating revenues by source, equalized valuation, and county taxes for the past 10 years.

GLOSSARY

A glossary of common budget terms and acronyms.

BUDGET POLICIES

THIS PAGE LEFT BLANK INTENTIONALLY

INTRODUCTION

The purpose of this document is to identify various budgetary policies and procedures to assure compliance with Wisconsin Statute 65.90 and the rules adopted by the Wood County Board of Supervisors. The budgetary policies and procedures establish the authority and responsibility with regard to preparation, adoption and administration of the annual budget.

BUDGET CALENDAR

The County uses the following procedures when creating the annual budget:

A. By July 1 the Chairman of the Executive Committee will forward to each department head the Executive Committee's understanding of the parameters for the subsequent year's budget. The letter will also establish the deadlines for submission of their budget requests and other key dates in the budget process.

B. By July 15th the Finance Director will provide instructions for preparing the various budget documents along with six months actual data for the current year.

C. By August 15th the departments will submit their budget requests to the Finance Director.

D. Prior to the budget hearing date the oversight committee for each department will review, revise where appropriate and recommend approval of the departmental budget.

E. In September the department head and chairperson of the oversight committee will be scheduled to meet with the Executive Committee and the Finance Director to bring their budgets into balance with the parameters and established limits.

F. In October the Executive Committee reviews the entire county budget compiled by the Finance Department and sets the preliminary tax rate.

G. Not later than 15 days prior to the public hearing on the proposed budget the Finance Director will publish the proposed budget and notice of the public hearing in accordance with WI Stat 65.90. Copies of the proposed operating and capital outlay budgets, to include the means to finance the budget for the ensuing fiscal year commencing January 1, will be forwarded to the County Board of Supervisors prior to the public hearing.

H. A public hearing is conducted the third Tuesday in November to obtain citizen comments. The Chairman of the Executive Committee will provide an overview of the proposed ensuing fiscal year budget and with the Committee, address comments and questions from those in attendance. The budget is then adopted by a majority vote of the County Board of Supervisors at the November meeting of the County Board of Supervisors.

DATE	RESPONSIBILITY	REQUIREMENT
3/25/2016	Finance Department	5-Year Capital Improvement Plan (CIP) Letter to Departments
5/6/2016	Department Heads	5-Year (CIP) Requests due to Finance Department
6/7/2016	Executive Committee	Review Departmental CIP requests
7/1/2016	Executive Chairman	Letter to Department Heads on budget parameters & limits
7/15/2016	Finance Department	Provide Budget Instructions, parameters & assumptions to departments
8/15/2016	Department Heads	Department budget requests due to Finance Department
8/15 - 9/9/2016	Oversight Committee	Review & recommend approval of Department Budgets
9/12 & 9/22/2016	Executive Committee	Budget meetings with Department Heads and Chairperson of Oversight Committee
10/18/2016	Executive Committee	Approve Proposed Summary of Department Budgets
10/29/2016	Finance Director	Publish Proposed Budget
11/15/2016	County Board	Public Hearing on Proposed Budget Set Levy & Adopt Budget

DEFINITIONS OF EXPENDITURE/EXPENSE SEGMENTS

Budgeted accounts consist of five segments (fund, department, function, project and object). Unless a department needs to be accounted for as a separate fund, it will be in the General Fund (101). An example of social security expense of the County Clerk would be:

101-0601-51420-000-120

Segment	Segment Name	Segment Number
Fund	General Fund	101
Department	County Clerk	0601
Functions	County Clerk	51420
Project	None	000
Object	Social Security	120

A. Fund – A fiscal entity that is segregated for the purpose of accounting and budget reporting.

B. Department – This is a specialized division of Wood County with a distinct mission that supports the mission of the entire county.

C. Functions – the function is defined as the purpose or intent for incurring the expense. A function can be a department but a department can have multiple functions. Categories and Objects (B and C below) are encompassed in each function. The functions of Wood County are those as listed in the adopted budget published in the Official Proceedings of the Wood County Board of Supervisors.

D. Projects – A structure to identify transactions of a specific projects or programs.

E. Objects – these are specific "line item" elements of an account category. Departmental requested budgets are prepared at the object level. Examples are:

a) Categories-These are groupings of objects that have common characteristics. Wood County budgets for seven different categories of expense.

100 Personal Services – Wages and fringe benefits

200 Contractual Services – Professional services, utilities, repair & maintenance

300 Supplies and Expenses – Office supplies, publications & subscriptions, travel, repair & maintenance supplies

500 Fixed Charges – Insurance, rents & leases, depreciation & amortization, payments in lieu of taxes

600 Debt Service – Principal and interest on long-term obligations

700 Grants, Contributions & Other – Grants, donations, awards, losses on sales of fixed assets, bad debts

800 Capital Outlay – Office equipment, vehicles, machinery and equipment, furniture, buildings, land, land improvements

PREPARATION AND APPROVAL OF THE ANNUAL BUDGET

The departments will prepare their budget at the object (line item) level. The departmental budget is first approved by the respective oversight committee and then reviewed with and approved by the Executive Committee.

All budgets that include proposed building projects will be coordinated with the Building Maintenance Coordinator. The department will provide copies of proposed building projects to the Building Maintenance Coordinator prior to meeting with the Executive Committee. The Executive Committee must communicate changes in the proposed building projects to the Building Maintenance Coordinator prior to approval of the departmental budget.

ADOPTION OF THE ANNUAL BUDGET

A. General Rule - The budget will be adopted by the full county board at the function level. Amendments, supplemental appropriations or transfers will also be made at the function level.

B. Human Services – The Human Services Department has unique reporting requirements that require reporting at the function level while budgeting at a multifunction level. Human Services' budget will be adopted as follows:

Budget		Functions Included
54500	Miscellaneous Prior Year	54500
54501	Administration	54501
54502	Support & Overhead	54502, 54503
54504	DHFS	54504 and 54507, 54521, 54523, 54524, 54525, 54527, 54529
54505	DHFS LTS	54505, 54506, 54522, 54526, 54528
54530	Youth Aids	54530, 54533, 54535, 54536
54540	ESS	54540, 54542, 54544, 54546
54552	W2	54551, 54552, 54553, 54554, 54555, 54558, 54559, 54560, 54561, 54565, 54565
54572	LIEAP	54572, 54574
54581	Day Care Admin	54580, 54581, 54582
54595	General Relief	54595

AMENDMENTS TO THE ADOPTED BUDGET

Amendments to the budget will be by a vote of two-thirds of the entire county board membership. Amendments shall be published in a class 1 notice in accordance with WI Statute 65.90. These Amendments are required any time the amounts of the appropriations (at the function level) are to be changed.

The Executive Committee is authorized by the county board to transfer funds between budgeted functions within a department or to transfer funds from the contingency fund. Transfers between budgeted functions within a department are limited to the lesser of $5,000 or 10 percent of the funds originally budgeted in the function receiving the transfer. Requests for transfers from the contingent fund are required to be reviewed by the Finance Director so alternative solutions may be explored. Such transfers shall not exceed the balance of the contingent fund or 10 percent of the funds originally budgeted in the function receiving the transfer. Any transfers from the contingent fund require the publication of a class 1 notice within 10 days of the transfer.

ADMINISTRATIVE CONTROL OF THE ADOPTED BUDGET

Administrative control of the budget will usually be at the category level. Although the budget does not have to be officially amended at the category level, communication and approval of budget overages at the category level are required. The approval process and approval authority will vary depending on the category. Once again, any time excess spending at the category level leads to excess expenditures at the function level; an amendment to the budget by the full county board is required.

A. Personal Services: Once the budget for wages and fringes is adopted, most changes that would cause actual costs to exceed the budget are controlled by the Executive Committee and subsequent action by the full county board (when applicable). Most wage adjustments are based on actions approved by the Executive Committee. Overtime is a cost that is under the control of the department head. Overtime costs that cause this entire category to be over budget have to be communicated to the oversight committee and preapproved by the Executive Committee.

B. Contractual Services: Actual contractual service costs that exceed the budget at this category level are to be approved by the department head and communicated to the oversight committee.

C. Supplies Expenses: Similar to contractual services, costs in excess of budget at this category level are to be approved by the department head and communicated to the oversight committee.

D. Fixed Costs: The costs that are budgeted in this category (insurance, rents & leases, amortization and payments in lieu of taxes) should be determinable at the time the budget is adopted. Actions leading to increases in this category are typically the acquisition of new unbudgeted fixed assets, either by rent or purchase. Amendments to the budget involving the acquisition of fixed assets should include changes in the area of insurance and rents or leases.

E. Debt Service: All required debt service costs should be determinable at the time the budget is adopted.

F. Grants, Contributions & Other: Any grants or contributions approved after the adoption of the budget should be funded with transfers from contingency or deferred until the subsequent year's budget. Approval of new grants and contributions are approved in the form of a resolution approved by a 2/3 majority vote by the full county board.

G. Capital Outlay: Any changes to budgeted capital outlays or transfers between budgeted capital outlay objects will be based on the recommendation of the oversight committee and approval by the Executive Committee. The Executive Committee will inform the Building Maintenance Coordinator of proposed changes in budgeted capital outlays and seek his input, when appropriate.

REPORTING REQUIREMENTS

Periodic Reporting – Any oversight committee is authorized to request a report comparing budgeted versus actual expenditures/expenses at any time from the department head or the Finance Department. It is recommended that department heads provide their oversight committee a budget versus actual expenditure report at no less than a quarterly basis. Monthly reporting may be appropriate during the last quarter, especially when the actual expenditures appear that they may be exceeded by year-end.

Annual Reporting – At the conclusion of each fiscal year the county shall contract to have an independent external audit of the entire fiscal operations of the county. The report of the results of such audit will include a report on compliance with the annual budget. The report on compliance will indicate any actual expenditure that exceeded the budget at the function level. The audited financial statements will include a statement of Revenues, Expenditures, and Changes in Fund Balances Budget and Actual – All Budgeted Funds.

BUDGET ACTIVITY STRUCTURE

THIS PAGE LEFT BLANK INTENTIONALLY

Wood County's budget is structured into eight organizational units, or activities, which group operating departments providing similar services to the community. Each department is further broken down into its functional units, or programs. Programs summarize key statistics involving revenue, expenditures and personnel needed to perform a given function.

GENERAL GOVERNMENT

General Government agencies provide the Executive, Legislative, Administrative, Financial, Record Keeping, and Legal functions for Wood County.

Departments:	Building Maintenance and Purchasing	District Attorney
	Child Support	Finance
	Circuit Court Branch I	Human Resources and Employee Benefits
	Circuit Court Branch II	Register of Deeds
	Circuit Court Branch III	Risk Management
	Clerk of Courts	Systems
	Coroner	Treasurer
	Corporation Counsel	Victim Witness
	County Clerk	
Non-Departments:	General / Contingency	Ho Chunk Donations
	Other Post-Employment Benefits (OPEB)	

PUBLIC SAFETY

Public Safety agencies provide the Legal, Safety, Disaster Planning and Response, and Death Investigation functions for Wood County.

Departments:	Dispatch	Emergency Management
	Sheriff and Corrections	

HEALTH AND HUMAN SERVICES

These agencies provide the Human Service and Veterans' Assistance functions for Wood County.

Departments:	Care of Aging	Edgewater
	Health Department	Human Services – Community
	Human Services – Norwood	Humane Officer
	Veterans Service Office	

CULTURE, EDUCATION AND RECREATION

The Culture, Education and Recreation agencies provide Quality of Life Enhancement for Wood County.

Departments:	County Aid for Libraries	Marshfield Fairgrounds
	Parks and Forestry	UW Extension
	UW Wood County/ Marshfield Campus	

CONSERVATION AND ECONOMIC DEVELOPMENT

The Conservation and Economic Development agencies provide the Planning, Land Management, Land Protection, Waste Management and Recycling functions for Wood County.

Departments:	Economic Development	Land and Water Conservation
	Payments in Lieu of Taxes	Planning and Zoning

PUBLIC WORKS

Public Works agencies provide the Infrastructure Maintenance and Transportation functions for Wood County.

Departments: Highway

DEBT SERVICE

The Debt Service agency provides the Principal and Interest Repayment function for Wood County.

Departments: Debt Service

Department:

CAPITAL OUTLAY

Listing of Capital Outlay by Departments

BASIS OF BUDGETING AND FUND STRUCTURE

THIS PAGE LEFT BLANK INTENTIONALLY

The Wood County's budget is prepared in accordance with Generally Accepted Accounting Principles (GAAP). The accounts of the county are organized on the basis of funds and account groups, each of which is considered a separate accounting entity. The operations of each fund are accounted for with a separate set of self-balancing accounts that include its assets, liabilities, fund equity, revenues and expenditures or expenses, as appropriate. Government resources are allocated to and accounted for in individual funds based upon the purposes for which they are to be spent and the means by which the spending activities are controlled.

The use of fund accounting is one of the differences between GAAP for governmental entities and business enterprises. GAAP for government classifies funds into four broad categories: Governmental, Proprietary, Fiduciary and Account Groups. Each of these categories is further sub-divided into generic fund types.

GOVERNMENTAL FUND TYPES

GENERAL FUND

The General Fund accounts for the preponderance of the County's operations with the exception of the Human Services Department and the business type activities recorded in other major funds. It includes all resources not restricted legally to a specific use.

SPECIAL REVENUE FUNDS

Special revenue funds are used to account for the proceeds from specific revenue sources (other than expendable trust or major capital projects) that are either restricted or committed to use for specific purposes.

AGING AND DISABILITY RESOURCE CENTER

The Aging and Disability Resource Center is to account for the County's share of the joint venture with Marathon, Lincoln and Langlade to provide education, advocacy and access to services to lessen the impact of aging and disabilities in the lives of adults. Funding is provided through Tax Levy.

CHILD SUPPORT FUND

The Child Support Fund is to account for the provisions of services to County residents in the areas of child support enforcement, paternity establishment and medical support enforcement. Funding is provided through federal and state grants.

PARKS

Forestry Roads Fund – to account for the costs related to the improvement of public roads within the County forests, which are open and used for travel. Funding is provided through state grants.

Forests State Aid Fund – to account for the costs related to the purchase, development, preservation and maintenance of County forestlands. Funding is provided through state grants.

Parks State Aid Fund – to account for the costs related to the maintenance and construction of ATV and snowmobile trails. Funding is provided through state grants.

Wildlife Habitat Fund – to account for expenditures related to wildlife management operations on County forest lands, limited to approve projects designed to benefit wildlife and the natural environment. Funding is provided through state grants.

Parks Capital Projects – to account for the costs and funding of parks capital projects where the total project costs are shared between the County and the State. Funding is provided by state grants and parks revenues; typically timber sales.

PLANNING AND ZONING

Land Records Fund – to account for the modernization of land information using tools such as Geographic Information Systems (GIS) and document imaging software, and the costs related to GIS software training and other educational and informational programs. Funding is provided by recording fees collected by the Register of Deeds and state grants.

Private Sewage Fund – to account for the maintenance of safe and healthful conditions by regulating private onsite wastewater treatment systems (POWTS) use including location, installation, operation, management, inspection and repair. Revenues are provided by permit fees charged to property owners obtaining sanitary permits in Wood County.

LAND and WATER CONSERVATION

DNR Grants Fund – to account for services provided to landowners within the watershed, and others including farmers and units of government with water quality and soil erosion problems and the costs related to educational and informational programs. Funding is provided through state grants.

Nonmetallic Mining Reclamation Fund – to account for the costs related to the regulation and administration of the Wood County nonmetallic mining reclamation ordinance. Revenues are provided by permit fees charged to operators of all nonmetallic mining sites.

Land Conservation Fund – the contributions are to be used for environmental awareness, conservation or education involving land conservation.

TRANSPORTATION AND ECONOMIC DEVELOPMENT FUND

The Transportation and Economic Development Fund to account for the maintenance and enhancement of economic development of Wood County through the promotion and support of industrial development and transportation services. Funding is provided through state grants.

SHERIFF FUND

The Sheriff Fund is to account for specific elements of sheriff and corrections that are handled in a trust capacity. The Sheriff Fund is a non-budgeted fund. In 2016, the fund encompassed the following: rescue activities, drug investigations, bonds, canine operations, jail canteen and inmate deposits.

HO CHUNK DONATIONS

The Ho Chunk Donations is to account for contributions from, and uses of, proceeds by the Ho-Chunk Native American Nation. Wood County informs the Nation of the planned and actual uses of the revenue to assure them that the uses of revenue do not conflict with the interests of the Nation.

SALES TAX FUND

The Sales Tax Fund is to account for the collection of sales tax and is maintained as a special revenue fund for budgetary purposes only. Under GAAP, this fund does not meet the criteria to be reported as a special revenue fund and is reported as part of the General Fund.

DEBT SERVICE FUND

The Debt Service fund is used to account for the accumulation and use of financial resources to pay principal, interest, and related costs on general long-term debt.

CAPITAL PROJECTS FUND

The Capital Projects Fund is created to account for financial resources used for the acquisition or construction of major capital facilities other than those financed by proprietary funds.

Towers Capital Project Fund – to account for the construction and costs related to the communication towers project in the Town of Lincoln and City of Marshfield along with the necessary buildings and equipment.

Highway Capital Project Fund – to account for the construction and costs related to highway improvement projects.

Riverblock Building – to account for the purchase and remolding costs related to the Riverblock building project.

PROPRIETARY FUND TYPES

ENTERPRISE FUNDS

Enterprise Funds are used to account for operations where the intent of the governing body is that the costs of providing services to the general public on a continuing basis be financed or recovered primarily through user charges; or for which periodic measurement of net income is appropriate for capital maintenance, public policy, management control, accountability, or other purposes.

EDGEWATER HAVEN NURSING HOME

Edgewater Haven Nursing Home - Accounts for activity associated with the operations and maintenance of the County's health care facility.

HIGHWAY FUND

Highway - Accounts for funds used to maintain and improve roadways and alternative modes of transportation within the County's jurisdiction.

INTERNAL SERVICE FUNDS

Internal service funds are used to account for the financing and services provided by one department or agency to other departments or agencies of the County or to other governmental units on a cost-reimbursement basis.

WORKERS COMPENSATION FUND

Workers Compensation Fund is to account for the cost of the County employees' self-insured workers' compensation coverage. Revenues are provided by fees charged to user departments.

EMPLOYEE HEALTH PLAN FUND

Employee Health Plan Fund is to account for the cost of the County employees' self-insured health plan. Revenues are provided by fees charged to user departments and employee paid premiums based on actuarial evaluations.

BUILDING MAINTENANCE FUND

Building Maintenance Fund is to account for the costs of maintenance, repairs and improvements to the following county owned buildings: courthouse and jail, courthouse annex, joint use building, sheriff lockup and Unified Services Center. Revenues are provided by rent charged to user departments.

OTHER POST EMPLOYMENT BENEFITS (OPEB) FUND

Other Post-Employment Benefits (OPEB) – to account for the costs of the "pay-as-you-go" conversion of the value of employee sick leave to health coverage upon retirement. Revenues are provided by fees charged to user departments as a percentage of gross wages. This is a new-budgeted fund.

PC REPLACEMENT FUND

The PC Replacement is to account for the replacement of computers for county departments. Revenues are provided by fees charged to user departments.

FIDUCIARY FUND TYPES

TRUST FUNDS

Trust funds account for assets held by a governmental entity in a trustee capacity. For non-expendable trust funds, only the income derived from the principal may be expended in the course of the fund's designated operations - the principal must be preserved intact. For expendable trust funds, both the income and principal may be expended in the course of the fund's designated operations.

MAJOR AND NON-MAJOR FUNDS

For government-wide financial statements, funds are also classified as either major or non-major within the governmental and proprietary funds. A fund is considered major if it is the primary operating fund of the County or meets the following criteria:

- Total assets, liabilities, revenues, or expenditures/expenses of that individual governmental or proprietary fund are at least 10 percent of the corresponding total for all funds of that category type, and

- The same element of the individual governmental fund or proprietary fund that met the 10 percent test is at least 5 percent of the corresponding total for all governmental and proprietary funds combined.

- In addition, any other governmental or proprietary fund that the County believes is particularly important to financial statement users may be reported as a major fund.

ACCOUNTING AND BUDGETING BASIS

Governmental funds, expendable trust funds and agency funds follow the modified accrual basis of accounting. Under the modified accrual basis of accounting, revenues are recorded when they are both measurable and available. Available means collectible within the current period or soon enough thereafter to be used to pay liabilities of the current period.

ACCOUNTING AND BUDGETING BASIS (continued)

Expenditures are recorded when the related fund liability is incurred, except for unmatured interest on long-term debt, claims, judgments, compensated absences, and pension expenditures, which are recorded as a fund liability when expected to be paid with expendable available financial resources.

Proprietary funds and non-expendable trust funds are accounted for on the accrual basis. Revenues are recognized in the period in which they are earned; expenses are recognized in the period incurred.

Wood County budgets on a line item basis. The line item budget separately lists each expenditure and revenue item for each program, along with the dollar amount for each item. These line items are summarized into broad expenditure and revenue categories for presentation in the budget document. Expenditures are summarized as Personnel Costs, Operating Expenditures, Contractual Services and Operating Capital. Revenues are summarized as Federal, State, Program, Other and Equity.

SUMMARY NARRATIVE

THIS PAGE LEFT BLANK INTENTIONALLY

WOOD COUNTY 2017 ADOPTED BUDGET SUMMARY

THIS PAGE LEFT BLANK INTENTIONALLY

Wood County
WISCONSIN

Office of
Finance Director

Michael Martin
Finance Director

WOOD COUNTY 2017 ADOPTED BUDGET SUMMARY

October 29, 2016

To the Members of the Wood County Board of Supervisors, the Executive Committee and the citizens of Wood County

OVERVIEW

	2017 Adopted	2016 Amended	2016 Adopted
SOURCES			
General Property tax	$24,885,936	$23,382,057	$23,382,057
Revenues	77,410,674	76,031,313	76,006,196
Funds applied	8,628,099	7,566,804	7,566,804
Total Sources	$110,924,709	$106,980,174	$106,955,057
USES			
Operating Costs	$96,773,060	$96,295,543	$96,283,426
Debt Service	2,786,014	1,508,417	1,508,417
Capital Outlay (debt)	9,730,000	5,785,000	5,785,000
Capital Outlay (non-debt)	1,635,635	3,391,214	3,378,214
Total Uses	$110,924,709	$106,980,174	$106,955,057

The adopted budgeted expenditures for 2017 of $110,924,709 are $3,944,535 more than the 2016 budget (as currently amended) of $106,980,174 and $3,969,952 more than the 2016 budget (as adopted) of $106,955,057. The significant increases and decreases are concentrated in five areas:

- Health benefit expenses increase of $574,369
- Highway expenditures increase of $653,140
- Capital outlay increase of $2,189,421 with $3,250,000 due to the River Block Building project
- Debt Service increase of $1,277,597 which is related to principal and interest payments on the new highway construction debt and the River Block building project
- Health and Human Services expenditures decrease of ($1,113,310) mostly in Human Services and Edgewater Haven Nursing Home

400 Market Street • P.O. Box 8095 • Wisconsin Rapids, Wisconsin 54495-8095 • Telephone (715) 421-8576 • Facsimile (715) 421-8808

The adopted budgeted program revenues for 2017 of $77,410,674 are $1,379,361 more than the 2016 budget (as amended) of $76,031,313. The significant increases and decreases are concentrated in five areas:

- County sales tax decrease of ($506,816)
- State and Federal Aids decrease of ($501,338)
- Public charges decrease of ($1,613,311) mostly in Edgewater and Human Services
- Intergovernmental charges increase of $2,103,277 mostly in Highway charges and departmental charges for insurance and rent
- Debt proceeds increase of $1,805,741

The adopted property tax levy for 2017 of $24,885,936 is $1,503,879 higher than the 2016 property tax levy of $23,382,057. Wood County's property taxes and rates consist of three elements:

Tax Levy	2016	2017
Operating	$21,219,514	$21,423,221
Debt Service	1,309,742	2,575,612
Library	852,801	887,103
Total Levy	$23,382,057	$24,885,936

The operating taxes increased $203,707 because of a 0.96% increase in net new construction but because the equalized valuation increased by only .60%, this lead to an increase in the tax rate from $4.5286 to $4.5456. The debt service portion of the levy increased by $1,265,870 due to higher principal and interest on the new 2016 highway construction debt and the River Block building project debt. The debt service tax rate is increasing from $0.267 to $0.5465. The library taxes increased $34,302 from $852,801 to $887,103. The property tax rate for municipalities with a library increased $0.284 from $4.8081 to $5.0921 while the property tax for municipalities without a library increased $0.2949 from $5.1914 to $5.4863.

Wood County is using cash reserves of $8,628,099 to balance the 2017 budget. The breakdown is as follows:

Cash Reserves	2017
General Fund Designated	$ 820,189
General Fund Undesignated (increase)	(88,650)
Special Revenue Funds	100,218
Debt Service Funds	209,017
Capital Projects (debt proceeds)	7,980,000
Internal Service Funds (increase)	(174,255)
Enterprise & Trust (increase)	(18,420)
Total funds used	$8,628,099

Wood County is anticipating that cash reserves for working capital will be at 14.56% which is slightly below the targeted 15% of governmental fund budgeted expenditures plus proprietary fund (Edgewater and Highway) levies.

ANALYSIS OF EXPENDITURES BY FUNCTION/PURPOSE

THIS PAGE LEFT BLANK INTENTIONALLY

ANALYSIS OF EXPENDITURES

Governments usually show their allocation of expenditures in one of two ways:
By function/purpose, or type

ANALYSIS OF EXPENDITURES BY FUNCTION/PURPOSE

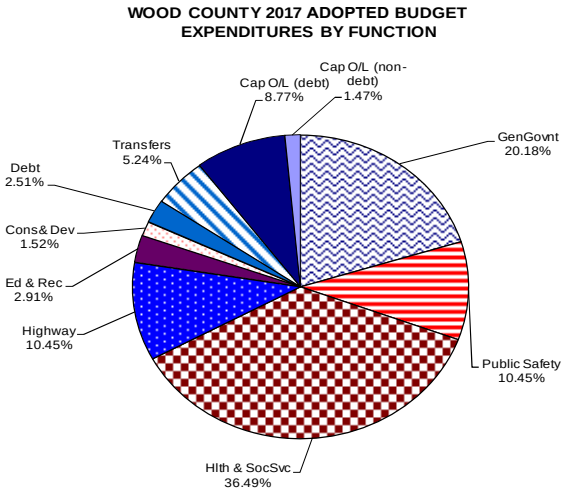

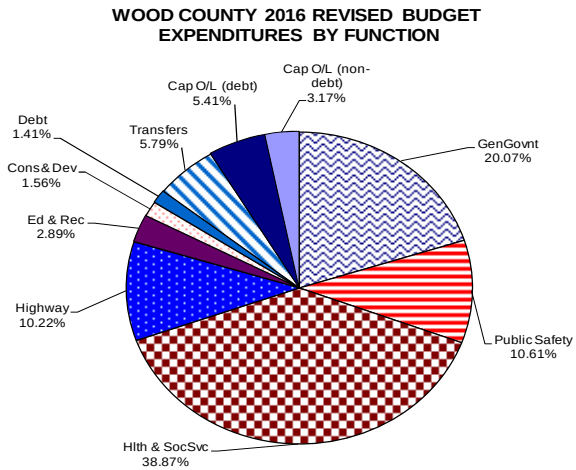

Uses			
GenGovnt	$	22,385,930	20.18%
Public Safety		11,596,531	10.45%
Hlth & SocSvc		40,475,142	36.49%
Highway		11,587,763	10.45%
Ed & Rec		3,232,796	2.91%
Cons& Dev		1,684,523	1.52%
Debt		2,784,629	2.51%
Transfers		5,811,760	5.24%
Cap O/L (debt)		9,730,000	8.77%
Cap O/L (non-debt)		1,635,635	1.47%
	$	110,924,709	100.00%

Uses			
GenGovnt	$	21,466,054	20.07%
Public Safety		11,353,432	10.61%
Hlth & SocSvc		41,588,452	38.87%
Highway		10,934,624	10.22%
Ed & Rec		3,088,587	2.89%
Cons& Dev		1,670,259	1.56%
Debt		1,503,132	1.41%
Transfers		6,199,420	5.79%
Cap O/L (debt)		5,785,000	5.41%
Cap O/L (non-debt)		3,391,214	3.17%
	$	106,980,174	100.00%

Health and Human Services

Health and Human Services expenditures are decreasing by ($1,113,310) and (2.68%). Health and Human Services is the largest expenditure category of County operations comprising about 36% of total expenditures. Human Services is the largest expenditure department at $30,737,502 which is 28% of the total County and 76% of this category. Human Services expenditures are decreasing ($497,927) and (1.59%).

Mental Health/AODA	decreased	($261,447)	and	(3.93%)
Children's Long-term Support	increased	$51,765	and	5.33%
Family Services	increased	$5,104	and	0.08%
Economic Support	decreased	($566,650)	and	(10.89%)
Community Administration	increased	$42,450	and	1.39%
Norwood	increased	$230,850	and	2.64%

Edgewater Haven Nursing Home decreased ($914,274) and (12.1%) mostly due to staffing reductions in Nursing/Rehabilitation. Health department expenditures increased $300,011 and 13.67% mostly due to new positions and wage and fringe increases.

Wood County 2017 Budgeted Expenditures-Health & Human Services

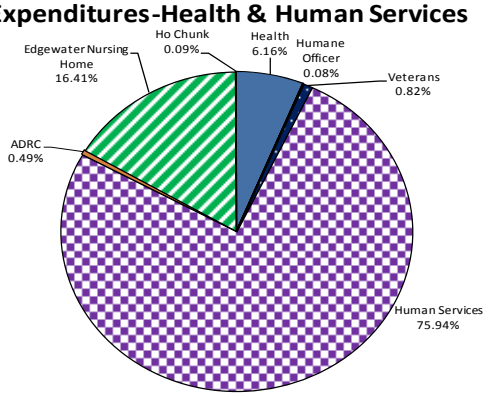

Health	$ 2,495,162
St Spec Chgs	424
Humane Officer	30,764
Veterans	333,074
Human Services	30,737,502
ADRC	198,278
Edgewater Nursing Hon	6,643,218
Ho Chunk	36,720
	$ 40,475,142

Wood County 2016 Budgeted Expenditures-Health & Human Services

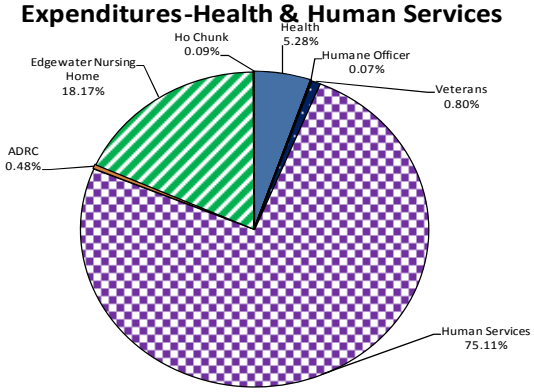

Health	$ 2,195,151
St Spec Chgs	1,957
Humane Officer	30,499
Veterans	332,926
Human Services	31,235,429
ADRC	198,278
Edgewater Nursing Hon	7,557,492
Ho Chunk	36,720
	$ 41,588,452

General Government

General Government expenditures are increasing by $919,876 and 4.29%. Employee Health benefits which account for nearly half of this category, are increasing $574,368 and 5.42% mostly due to higher expected claims for 2017. Building Maintenance costs are increasing $309,679 and 32.97% mostly due to the operating costs for the new River Block building. The remaining areas are increasing $35,829 and 0.36%.

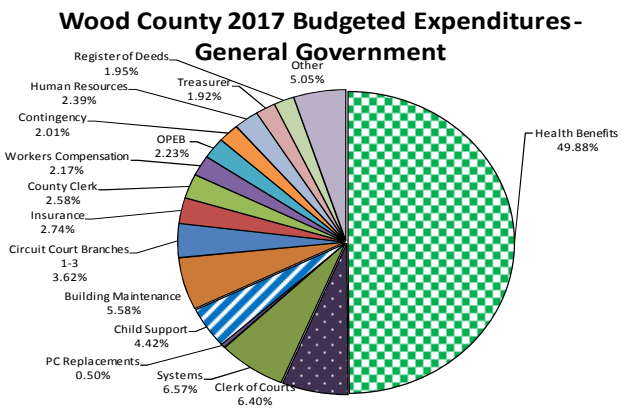

Health Benefits	$ 11,166,325
Clerk of Courts	1,431,643
Systems	1,471,214
PC Replacements	112,000
Child Support	990,221
Building Maintenance	1,248,816
Circuit Court Branches :	810,481
Insurance	612,622
County Clerk	576,956
Workers Compensatior	485,578
OPEB	500,000
Contingency	450,000
Human Resources	534,954
Treasurer	429,486
Register of Deeds	435,703
Other	1,129,931
	$ 22,385,930

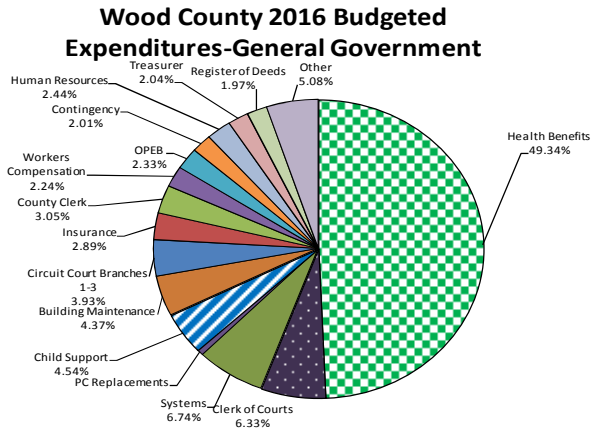

Health Benefits	$ 10,591,957
Clerk of Courts	1,358,328
Systems	1,446,861
PC Replacements	150,000
Child Support	973,742
Building Maintenance	939,137
Circuit Court Branches :	843,040
Insurance	619,461
County Clerk	655,034
Workers Compensatior	481,488
OPEB	500,000
Contingency	430,800
Human Resources	523,197
Treasurer	437,755
Register of Deeds	423,893
Other	1,091,361
	$ 21,466,054

Highway

Highway expenditures are increasing $653,140 and 5.97%. The presentation below includes the Highway Construction for 2016 and 2017 of $4,785,000 and $4,730,000 respectively that are accounted for in a Capital Project Fund. County road maintenance decreased ($308,508) and (5.36%) was mostly in bituminous operations related to maintenance. Buildings and Grounds deceased ($158,094) and (8.59%) mostly in machinery operation and bituminous operations within that area. Maintenance for State and Local Roads increased $1,142,081 to reflect higher expected requests for services to other governments. All costs in this area are covered by charges to the other governments for those services. The highway construction decreased $55,000.

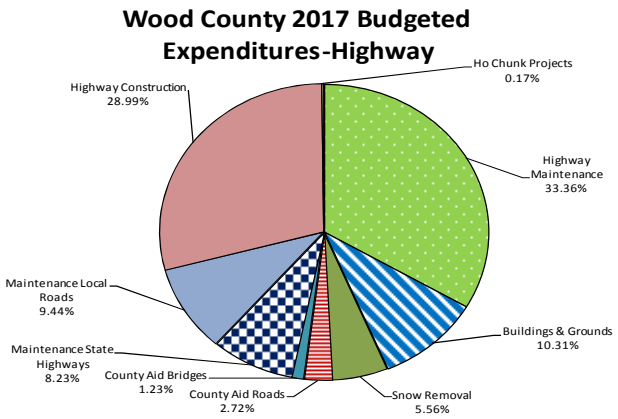

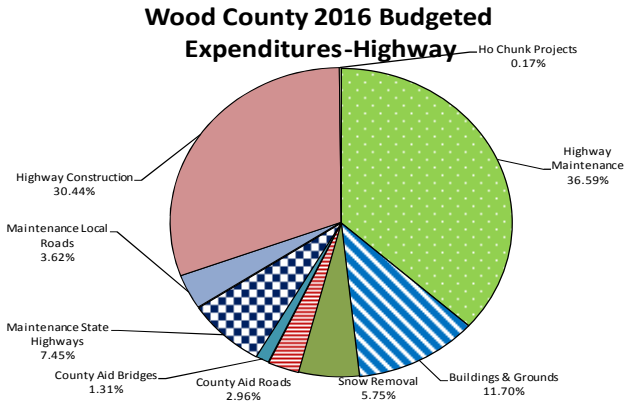

Highway Maintenance	$	5,443,466
Buildings & Grounds		1,681,668
Snow Removal		907,385
County Aid Roads		444,502
County Aid Bridges		200,000
Maintenance State Hig		1,343,223
Maintenance Local Roa		1,540,019
Highway Construction		4,730,000
Ho Chunk Projects		27,500
	$	16,317,763
Less amt in Capital Projects		(4,730,000)
Highway Operations	$	11,587,763

Highway Maintenance	$	5,751,974
Buildings & Grounds		1,839,762
Snow Removal		903,774
County Aid Roads		464,628
County Aid Bridges		205,824
Maintenance State Hig		1,171,372
Maintenance Local Roa		569,789
Highway Construction		4,785,000
Ho Chunk Projects		27,500
	$	15,719,623
Less amt in Capital Projects		(4,785,000)
Highway Operations	$	10,934,623

Public Safety

Public Safety expenditures are increasing $243,099 and 2.14%. Sheriff and Corrections is by far the largest of this category comprising approximately 80% of this category. Sheriff and Corrections increased $164,244 and 1.81% mostly due to wages and fringes. Emergency Management is increasing $42,657 and 6.63% also due to wages and fringes and radio equipment repairs. Shared Dispatch is increasing $36,198 and 2.17% mostly due to wages and fringes and increases in rent due to increased square footage.

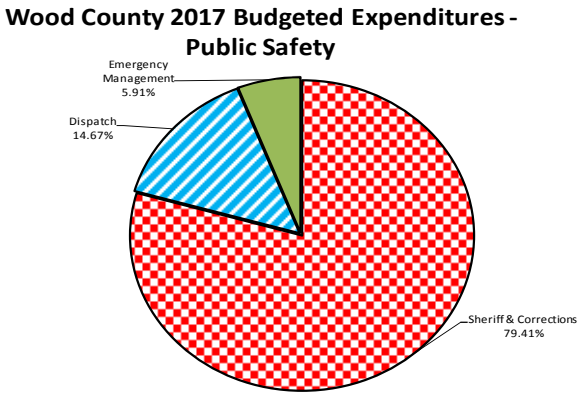

Sheriff & Corrections	$	9,209,309
Dispatch		1,701,515
Emergency Managemei		685,707
	$	11,596,531

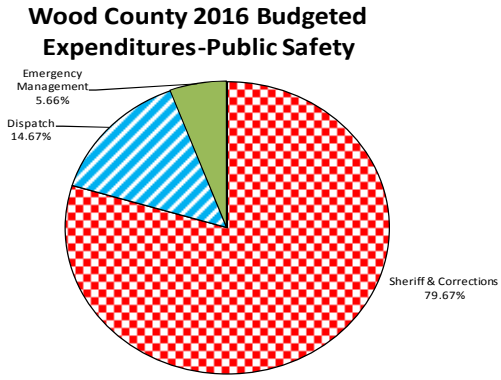

Sheriff & Corrections	$	9,045,065
Dispatch		1,665,317
Emergency Manageme		643,050
	$	11,353,432

Recreation and Education

Recreation and Education expenditures are increasing $144,209 and 4.67%. Parks and Forestry is increasing $77,643 and 5.20% mostly in wages, fringes and contractual services. UW Extension is increasing $27,659 and 4.72% also due to wages, fringes and contractual services. County Aid for Libraries increased $34,302 and 4.02%. All others increased $4,605 and 2.92%.

Wood County 2017 Budgeted Expenditures-Recreation & Education

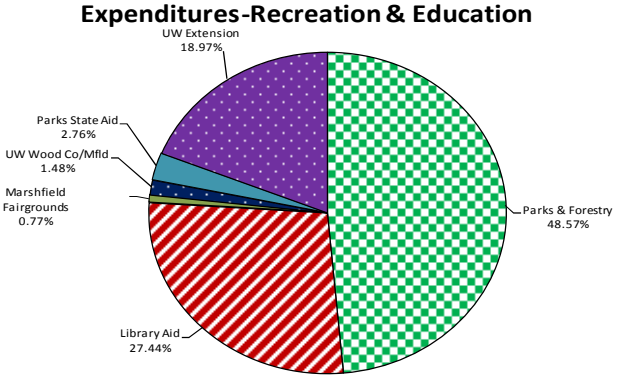

Parks & Forestry	$	1,570,296
Library Aid		887,103
Marshfield Fairgrounds		25,000
UW Wood Co/Mfld		47,727
Parks State Aid		89,300
UW Extension		613,370
	$	3,232,796

Wood County 2016 Budgeted Expenditures-Recreation & Education

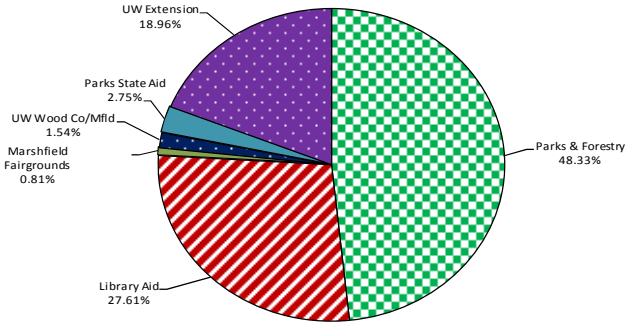

Parks & Forestry	$	1,492,653
Library Aid		852,801
Marshfield Fairgrounds		25,000
UW Wood Co/Mfld		47,452
Parks State Aid		84,970
UW Extension		585,711
	$	3,088,587

Conservation and Development

Conservation and development expenses are increasing $14,264 and 0.85%. Land Conservation increased $85,126 mostly due to a new position and wage and fringe rate increases. Planning & Zoning increased $15,428 and 3.94% due to wage and fringe increases. The $50,000 Forestry Grant in 2016 didn't materialize and wasn't budgeted in 2017. Appropriation of carryover funds decreased ($5,953) in Private Sewage and decreased ($40,180) in Land Record. All other costs increased $9,843.

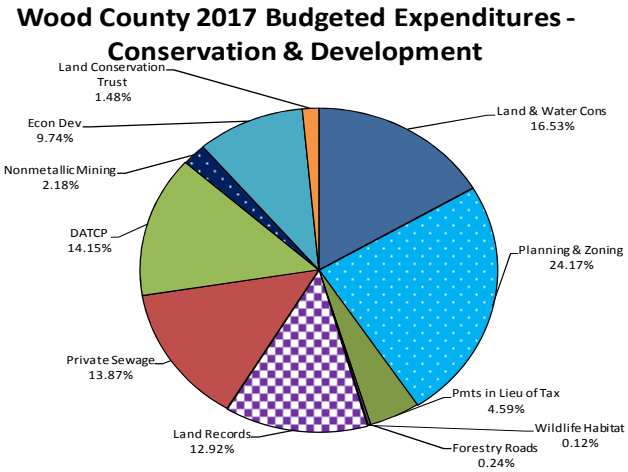

Land & Water Cons	$	278,515
Planning & Zoning		407,214
Pmts in Lieu of Tax		77,345
Forestry Roads		4,000
Wildlife Habitat		2,000
Forestry Roads		-
Land Records		217,664
Private Sewage		233,570
DATCP		238,334
Nonmetallic Mining		36,771
Econ Dev		164,110
Land Conservation Trus		25,000
	$	1,684,523

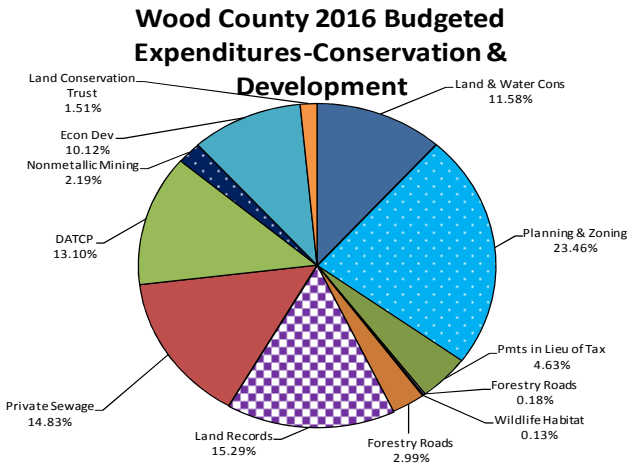

Land & Water Cons	$	193,389
Planning & Zoning		391,786
Pmts in Lieu of Tax		77,345
Forestry Roads		3,000
Wildlife Habitat		2,100
Forestry Roads		50,000
Land Records		255,344
Private Sewage		247,673
DATCP		218,840
Nonmetallic Mining		36,522
Econ Dev		169,110
Land Conservation Trus		25,150
	$	1,670,259

Debt Service

Debt service expenditures increased $1,281,497 and 85.25% from $1,503,132 to $2,784,629.

Debt	Issue	2016 Debt Service	2016 Debt Service Tax Rate	2017 Debt Service	2017 Debt Service Tax Rate
Edgewater Remodeling	2012A	$ 353,800	$ 0.075507	$ 347,500	$ 0.073733
Tower Debt	2012A	90,400	0.019293	88,800	0.018842
	2014	109,837	0.023441	106,325	0.022560
Highway Construction	2014	528,008	0.112686	531,158	0.112701
	2015	293,104	0.062554	630,075	0.133690
	2016			424,716	0.090116
UW STEM Building	2015	127,983	0.027314	123,900	0.026289
River Block	2016			532,155	0.112913
Total Debt Service		1,503,132	0.320795	2,784,629	0.590844
Premium applied		(193,390)	(0.041273)	(209,017)	(0.044349)
Net Debt Service		$ 1,309,742	$ 0.279522	$ 2,575,612	$ 0.546495

The County had one new debt issue during 2016 of $9,730,000 for three purposes;

- $4,730,000 for 2017 Highway construction
- $1,750,000 to refinance the remaining balance on the loan to purchase the River Block building
- $3,250,000 for construction and remodeling of the River Block building

The total outstanding general obligation debt at the end of 2016 of $21,840,000 is only 9.27% of the County's legal borrowing capacity of $236 million. The debt service tax levy was reduced by the debt premium of $193,390 in 2015 and $209,017 in 2016. The tax rate for debt service is increasing from $0.2795 to $0.5465 per thousand of equalized valuation. Debt service represents only 2.51% of the total budgeted expenditures.

Capital Outlay

Capital outlay expenditures increased $2,189,421 and 23.86% from $9,176,214 to $11,365,635. The largest capital outlays are the $4,730,000 of Highway construction projects and the $3,250,000 for construction and remodeling of the River Block building being funded with general obligation debt proceeds. Other significant capital appropriations are:

- $810,000 in Highway machinery and equipment,
- $305,000 for parks projects and equipment,
- $162,835 for Sheriff vehicles and equipment,
- $600,000 for improvements to General County buildings,
- $580,000 for Information Technology furnishings, software, equipment and other projects
- $432,355 for Dispatch equipment
- $131,150 for Norwood buildings, furnishings and equipment

Capital Outlay (continued)

Of the total capital outlay, $236,555 ($1,966,714 in 2016) is funded with tax levy, $910,000 funded with interdepartmental charges, $9,730,000 from debt and lease proceeds, $27,500 from grants and $461,580 from non-lapsed funding from prior years.

Transfers

Transfers decreased by ($387,660) and (6.25%) from $6,199,420 to $5,811,760. The transfers were/are as follows

	2016	2017
Sales Tax to General Fund	$5,837,422	$5,330,606
Health Fund to Wellness	194,761	266,256
Land Conservation SRF to Gen Fund	11,344	25,929
Sheriff non-lapsing to General Fund	155,893	188,969
	$6,199,420	$5,811,760

THIS PAGE LEFT BLANK INTENTIONALLY

ANALYSIS OF EXPENDITURES BY TYPE

THIS PAGE LEFT BLANK INTENTIONALLY

ANALYSIS OF EXPENDITURES BY TYPE

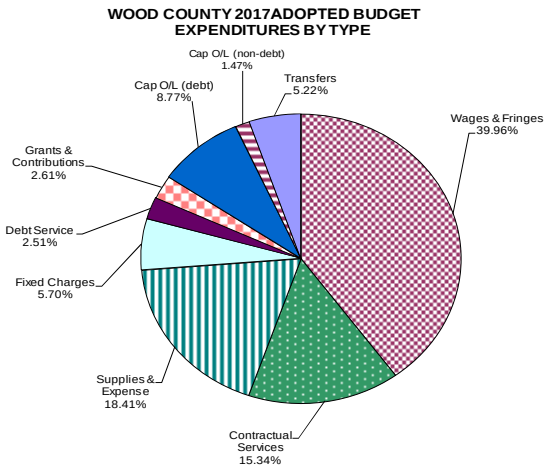

Uses		
Wages & Fringes	$ 44,322,938	39.96%
Contractual Services	17,017,718	15.34%
Supplies & Expense	20,418,162	18.41%
Fixed Charges	6,323,546	5.70%
Debt Service	2,786,014	2.51%
Grants & Contributions	2,899,572	2.61%
Cap O/L (debt)	9,730,000	8.77%
Cap O/L (non-debt)	1,635,635	1.47%
Transfers	5,791,124	5.22%
	$110,924,709	100.00%

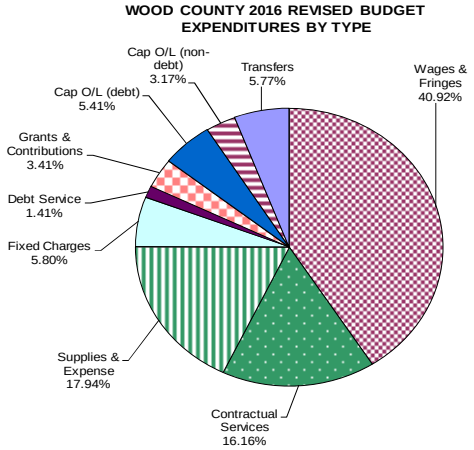

Uses		
Wages & Fringes	$ 43,776,654	40.92%
Contractual Services	17,289,794	16.16%
Supplies & Expense	19,193,003	17.94%
Fixed Charges	6,208,668	5.80%
Debt Service	1,508,417	1.41%
Grants & Contributions	3,653,002	3.41%
Cap O/L (debt)	5,785,000	5.41%
Cap O/L (non-debt)	3,391,214	3.17%
Transfers	6,174,420	5.77%
	$106,980,172	100.00%

Wages and Fringes

Wages and Fringes expenditures increased $546,284 and 1.25% from $43,776,654 to $44,322,938. The budgeted wages and fringes increased due to a combination of:

- FTEs decreased by (7.22) from 610.22 to 603.00 due to new position requests of 5.30 FTEs offset by departmental staffing decreases of 12.52
- Regular wages increased $687,502 and 2.49% mostly due to COLA and step increases for 2017 offset by the decrease in FTEs
- Health Insurance increased $571,047 and 6.8% due a 13% increase in premiums offset by the decrease in the regular FTEs
- Other fringes increased $201,770 and 3.85% due to a combination of a increase in retirement rates plus the increase in regular wages
- Wages and fringes related to new program improvement requests decreased ($697,339 from $1,088,211 in 2016 to $390,872 in 2017 with $175,034 of the 2017 improvements being for Health Department, $88,506 being for Norwood OT position and $78,651 being for Community CCS position
- Other pay and fringes decreased ($109,403) and (8.24%) from $1,327,302 to $1,217,899. Overtime decreased ($127,226) with in $91,297 in Highway and $27,830 in Sheriff

Wages and Fringes (continued)

- Part-time wages and fringes increased $94,930 and 14.2% from $668,387 to $763,317 mostly due to increases at Edgewater of $30,478, Health of $27,801 and Norwood of $27,578
- Human Services reduced their budgeted wages and fringes by ($188,161) for expected attrition

Contractual Services

Contractual Services expenditures decreased ($272,076) and (1.57%) from $17,289,794 to $17,017,718

The significant increases occurred in:

- Maintenance $261,270 and 45.77% from $570,830 to $832,100 mostly due to the River Block building
- Parks $30,540 and 10.39% from $294,075 to $324,615
- Emergency Management $18,950 and 19.5% from $97,190 to $116,140
- Human Resources Wellness services $14,475 from $105,940 to $120,415
- Clerk of Courts $31,783 and 7.42% from $428,165 to $459,948
- UW Extension $22,341 and 7.61% from $293,563 to $315,904
- Sheriff $8,300 and 0.49% from $1,677,108 to $1,685,408
- All other increases totaled $67,015

The decreases occurred in:

- Child Support ($22,476) from $132,540 to $110,064
- Drug Court ($70,506) from $222,570 to $152,064 (enhancement grant)
- Highway ($35,545) and 3.7% from $957,880 to $922,335
- Edgewater Nursing ($51,000) and 9.15% from $557,000 to $506,000
- Human Services Community ($77,810) from $8,410,892 to $8,333,082
- Human Services Institution ($462,033) from $1,919,394 to $1,457,361
- Information Technology ($7,380) from $341,610 to $334,230

Debt Service

Debt Service increased $1,277,597 and 84.70% from $1,508,417 to $2,786,014. This category includes the interdepartmental debt service for loans from Building Maintenance to Highway and Norwood in addition to the external principal and interest.

The increases were in:

- Highway principal & interest $764,837 from $821,112 to $1,585,949
- River Block principal & interest $532,155 (new)

The decreases were in:

- Interest Edgewater ($6,300) from $38,800 to $32,500
- Interest UW STEM ($4,083) from $22,983 to $18,900
- Interest Radio equipment ($5,112) from $30,237 to $25,125
- Interdepartmental interest ($3,900) from $5,285 to $1,385

Supplies and other Operating

Supplies and other Operating increased $1,225,159 and 6.38% from $19,193,003 to $20,418,162

Supplies and other Operating (continued)

The increases were in:

- Human Resources Health Benefits $374,987 from $8,060,861 to $8,436,848
- Wellness $57,288 from $77,105 to $134,393
- Highway $754,179 and 7.9% from $9,544,860 to $10,299,039 (mostly State & Local roads)
- Norwood Dietary (Marathon contract) $144,519 and 51% from $282,350 to $426,869

The decreases were in:

- County Clerk Elections ($91,650) from $143,100 to $51,450
- Other net decrease of ($14,164)

Fixed Charge

Fixed Charge expenditures increased $114,878 and 1.85% from $6,208,668 to $6,323,546. These expenditures consist mostly of rents, property and liability insurance, bad debt expense and depreciation.

Large increases and (decreases) were in:

- Interdepartmental rent increased $291,324 and 25.54% mostly due to the new River Block building
- Rents paid to external parties decreased ($280,374) mostly to the termination of the Health Department lease with Aspirus
- Property & Liability insurance charges to departments decreased ($93,723) and (17.9%)
- Health Benefits stop loss premium increased $131,477 and 6.49%
- Highway Bituminous Operations decreased ($49,635) and (6.42%) from $773,000 to $723,365

Grants and contributions

Grants and contributions decreased ($753,430) and (20.6%) from $3,653,002 to $2,899,572

The increases were in:

- Library Aid $34,302 and 4.02% from $852,801 to $887,103

The decreases were in:

- Human Services FSET ($692,000) and 49.7% from $1,392,000 to $700,000
- Economic Development ($45,000) from $167,500 to $122,500
- Private Sewage ($25,000) from $50,000 to $25,000

THIS PAGE LEFT BLANK INTENTIONALLY

ANALYSIS OF REVENUES BY SOURCE

THIS PAGE LEFT BLANK INTENTIONALLY

ANALYSIS OF REVENUES BY SOURCE

WOOD COUNTY 2017 ADOPTED BUDGET REVENUES BY SOURCE

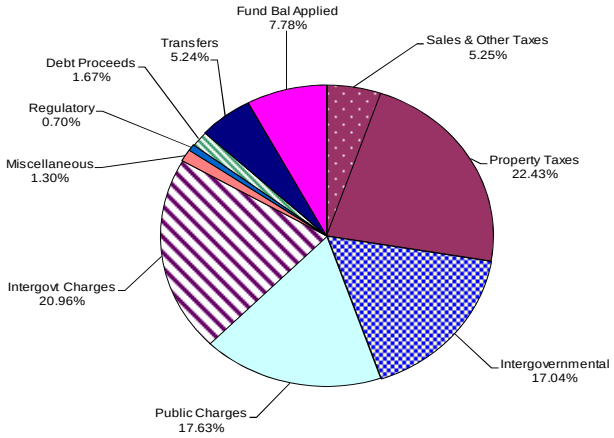

Sources		
Sales & Other Taxes	$ 5,827,560	5.25%
Property Taxes	24,885,936	22.43%
Intergovernmental	18,903,987	17.04%
Public Charges	19,550,623	17.63%
Intergovt Charges	23,245,004	20.96%
Miscellaneous	1,446,498	1.30%
Regulatory	778,243	0.70%
Debt Proceeds	1,846,999	1.67%
Transfers	5,811,760	5.24%
Fund Bal Applied	8,628,099	7.78%
	$ 110,924,709	100.00%

WOOD COUNTY 2016 REVISED BUDGET REVENUES BY SOURCE

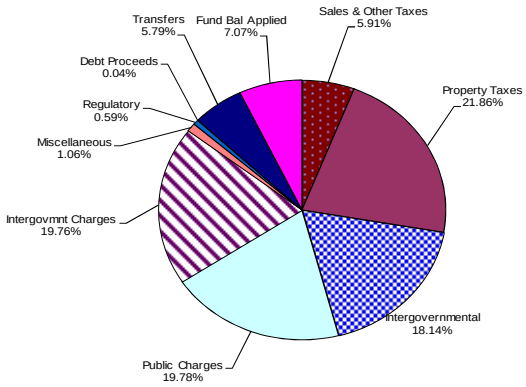

Sources		
Sales & Other Taxes	$ 6,317,909	5.91%
Property Taxes	23,382,057	21.86%
Intergovernmental	19,405,325	18.14%
Public Charges	21,163,934	19.78%
Intergovmnt Charges	21,141,727	19.76%
Miscellaneous	1,130,690	1.06%
Regulatory	631,050	0.59%
Debt Proceeds	41,258	0.04%
Transfers	6,199,420	5.79%
Fund Bal Applied	7,566,804	7.07%
	$ 106,980,174	100.00%

Property taxes

Property taxes increased $1,503,879 and 6.43%. The operating tax levy increased by $203,707 and 0.96% due to net new construction. The debt service tax levy increased by $1,265,870 due to the principal and interest on the new debt for Highway construction and the River Block building project. The library levy increased $34,302 from $852,801 to $887,103. The tax rate assessed over the entire County for operations increased $0.017 from $4.5286 to $4.5456 because the total equalized valuation increase was less than the net new construction. The tax rate for debt service is increasing $0267 from $0.2795 to $0.5465. The library tax rate is increasing from $0.38329 to $0.39423. The equalized valuation increased $27,323,800 and 0.60%.

The recent history of property tax rates (per thousand dollars of equalized valuation) for Wood County is as follows:

Budget Year	Municipalities With a Library	Municipalities Without a Library
2003	$5.71	$6.08
2004 (Co Sales Tax)	$4.83	$5.18
2005	$4.83	$5.18
2006 (Shared Dispatch)	$4.95	$5.29
2007	$4.81	$5.12
2008	$4.78	$5.09
2009	$4.70	$5.03
2010	$4.70	$5.03
2011	$4.70	$5.03
2012	$4.69	$5.04
2013	$4.69	$5.05
2014	$4.69	$5.04
2015	$4.80	$5.18
2016	$4.81	$5.19
2017 (adopted)	$5.09	$5.49

Sales and other taxes

Sales and other taxes decreased ($490,349) and (7.76%). The county sales tax is projected to decrease ($506,816) and (8.68%) over the 2016 budget and increase $52,779 and 1.00% over the 2016 estimate. Interest and penalties on delinquent taxes is budgeted to increase $18,000 and 5.0%. State special charges are decreasing from $2,137 to $604. Real estate transfer fees, Managed Forest Lands and Payments in lieu of taxes are all unchanged.

Wood County 2017 Budgeted Revenues -Sales and Other Taxes

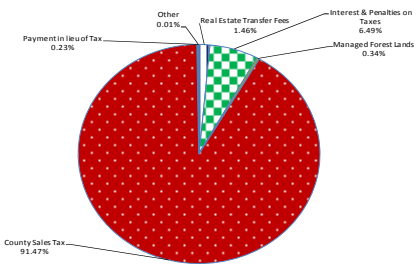

Real Estate Transfer Fees	$ 85,000
Interest & Penalties on Ta	378,000
Managed Forest Lands	20,000
County Sales Tax	5,330,606
Payment in lieu of Tax	13,350
Other	604
	$ 5,827,560

Wood County 2016 Budgeted Revenues -Sales and Other Taxes

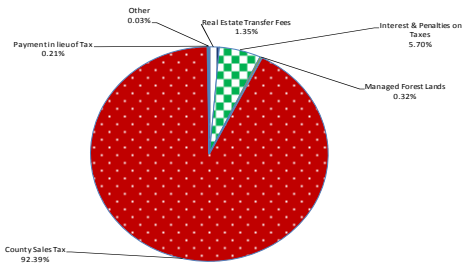

Real Estate Transfer Fee	$ 85,000
Interest & Penalties on Ta	360,000
Managed Forest Lands	20,000
County Sales Tax	5,837,422
Payment in lieu of Tax	13,350
Other	2,137
	$ 6,317,909

Intergovernmental

Intergovernmental state and federal aids decreased ($501,338) and (2.58%) from $19,405,325 to $18,903,987.

- Shared Revenues increased $45,064 from $3,305,633 to $3,350,697
- Drug Court enhancement grant decreased ($80,000) (discontinued)
- Sheriff traffic grants decreased ($50,472) and (31.4%) from $57,972 to $7,500
- Health Department state aids decreased ($22,273) and (4.4%) from $505,853 to $483,580
- Highway General Transportation Aids decreased ($25,665) from $1,700,000 to $1,674,335
- Human Services state aid decreased ($218,677) and (1.93%) from $11,348,561 to $11,129,884
- State Aid for Parks decreased ($158,822) and (45.1%) from $351,930 to $193,108

Wood County 2017 Budgeted Revenues - Intergovernmental

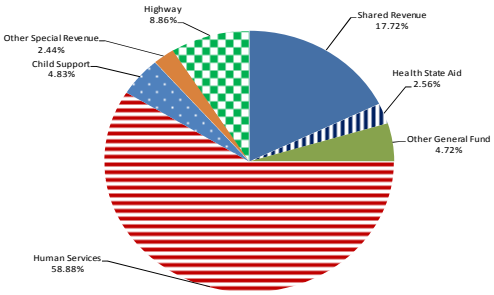

Shared Revenue	$ 3,350,697
Health State Aid	483,580
Other General Fund	892,048
Human Services	11,129,884
Child Support	912,617
Other Special Revenue	460,826
Highway	1,674,335
	$ 18,903,987

Wood County 2016 Budgeted Revenues - Intergovernmental

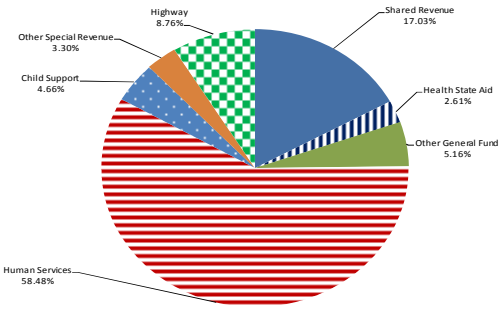

Shared Revenue	$ 3,305,633
Health State Aid	505,853
Other General Fund	1,000,785
Human Services	11,348,561
Child Support	904,803
Other Special Revenue	639,690
Highway	1,700,000
	$ 19,405,325

Public Charges

Public Charges decreased by ($1,613,311) and (7.62%) from $21,163,934 to $19,550,623.

- Park charges increased $70,000 and 8.86% from $790,000 to $860,000
- Employee charges for health coverage increased $48,765 and 3.69% from $1,323,235 to $1,372,000
- Edgewater charges decreased ($1,019,030) and (16.66%) from $6,116,151 to $5,097,121
- Sheriff charges decreased ($84,900) and (13.33%) from $636,829 to $551,929 mostly in Jail
- Human Services Community charges decreased ($418,432) and (9.77%) mostly in Mental Health AODA
- Human Services Institution charges decreased ($179,400) and (2.55%) mostly in SNF-TBI

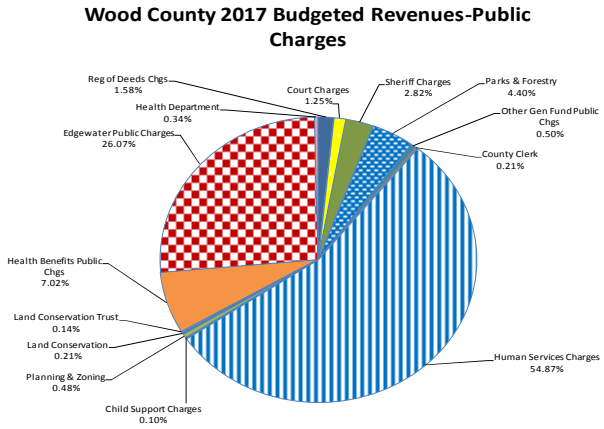

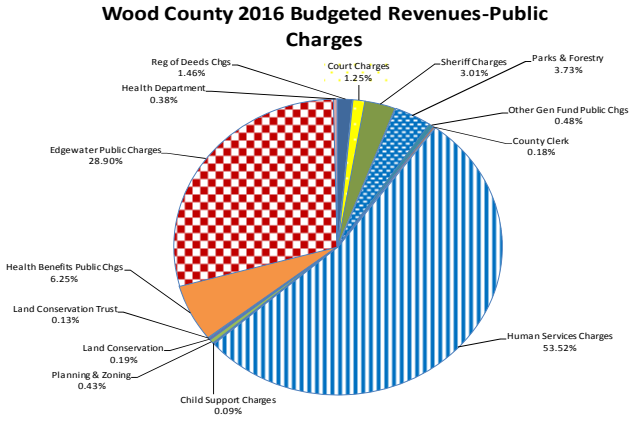

Reg of Deeds Chgs	$	309,000
Court Charges		244,935
Sheriff Charges		551,929
Parks & Forestry		860,000
Other Gen Fund Public Ch		98,110
County Clerk		41,400
Human Services Charges		10,728,265
Child Support Charges		19,270
Planning & Zoning		94,348
Land Conservation		40,845
Land Conservation Trust		27,900
Health Benefits Public Ch		1,372,000
Edgewater Public Charge		5,097,121
Health Department		65,500
	$	19,550,623

Reg of Deeds Chgs	$	309,000
Court Charges		264,242
Sheriff Charges		636,829
Parks & Forestry		790,000
Other Gen Fund Public Ch		101,260
County Clerk		38,800
Human Services Charges		11,326,097
Child Support Charges		19,270
Planning & Zoning		91,100
Land Conservation		40,050
Land Conservation Trust		27,900
Health Benefits Public Ch		1,323,235
Edgewater Public Charge		6,116,151
Health Department		80,000
	$	21,163,934

Intergovernmental Charges

Intergovernmental Charges increased by $2,103,277 and 9.95% from $21,141,727 to $23,245,004

- Departmental charges for property & liability insurance essentially unchanged at $486 thousand
- Edgewater Intergovernmental Transfer Program decreased ($30,610) and (4.93%) from $620,370 to $589,760
- Highway charges increased $978,496 and 22% in projects for State and local governments
- Highway interdepartmental charges for bituminous decreased ($274,200) and (7.43%)
- Health fund departmental charges increased $768,131 and 9% from $8,534,786 to $9,302,917
- Human Services congregate meal charges increased $284,177 and 101.5%
- Interdepartmental rent charges increased $340,403 due to the new River Block building

Wood County 2017 Budgeted Revenues - Intergovernmental Charges

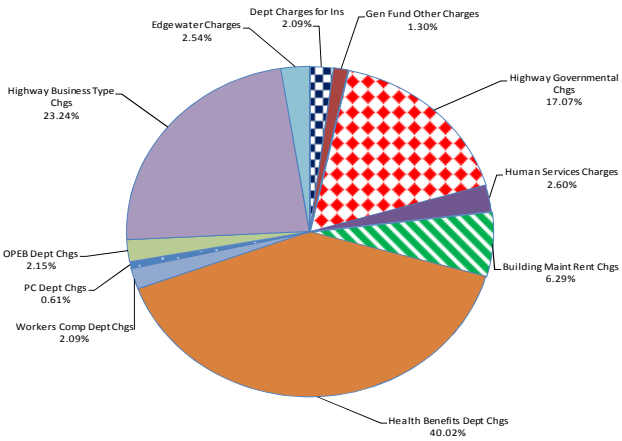

Dept Charges for Ins	$	486,200
Gen Fund Other Charges		303,154
Highway Governmental Chgs		3,968,207
Human Services Charges		604,177
Building Maint Rent Chgs		1,462,103
Health Benefits Dept Chgs		9,302,917
Workers Comp Dept Chgs		485,000
PC Dept Chgs		142,170
OPEB Dept Chgs		500,000
Highway Business Type Chgs		5,401,316
Edgewater Charges		589,760
	$	23,245,004

Wood County 2016 Budgeted Revenues - Intergovernmental Charges

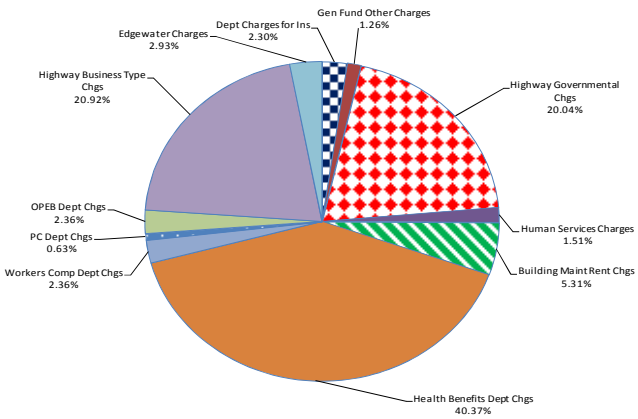

Dept Charges for Ins	$	486,174
Gen Fund Other Charges		265,870
Highway Governmental Chgs		4,235,827
Human Services Charges		320,000
Building Maint Rent Chgs		1,121,700
Health Benefits Dept Chgs		8,534,786
Workers Comp Dept Chgs		500,000
PC Dept Chgs		134,180
OPEB Dept Chgs		500,000
Highway Business Type Chgs		4,422,820
Edgewater Charges		620,370
	$	21,141,727

Regulatory

Regulatory increased $147,193 and 23.33% from $631,050 to $778,243 mostly due to Health Department environmental health licenses

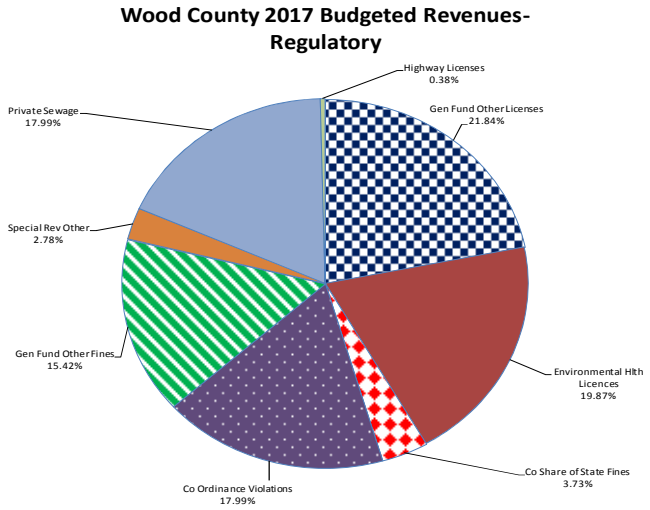

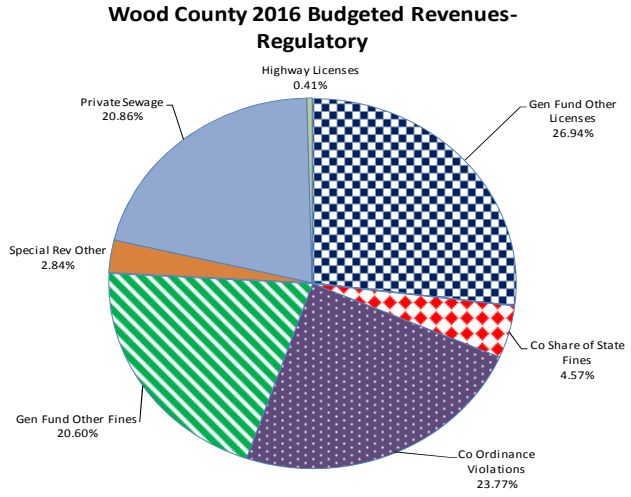

Gen Fund Other Licenses	170,000
Environmental Hlth Licences	154,658
Co Share of State Fines	29,000
Co Ordinance Violations	140,000
Gen Fund Other Fines	120,000
Special Rev Other	21,650
Private Sewage	140,000
Nonmetallic Mining	-
Highway Licenses	2,935
	$ 778,243

Gen Fund Other Licenses	170,000
Environmental Hlth Licences	-
Co Share of State Fines	28,850
Co Ordinance Violations	150,000
Gen Fund Other Fines	130,000
Special Rev Other	17,950
Private Sewage	131,650
Nonmetallic Mining	-
Highway Licenses	2,600
	$ 631,050

Miscellaneous Revenues

Miscellaneous Revenues increased by $315,808 and 27.93% from $1,130,690 to $1,446,498.

- Interest on general fund investments decreased ($20,000) and (12%) from $165,303 to $145,303
- Health Department private grants increased $35,402
- Powers Bluff Capital Projects donations (new) increased $250,000
- CDBG loan repayments increased $40,000
- Maintenance gain on disposal of capital assets increased $20,000

Wood County 2017 Budgeted Revenues-Miscellaneous

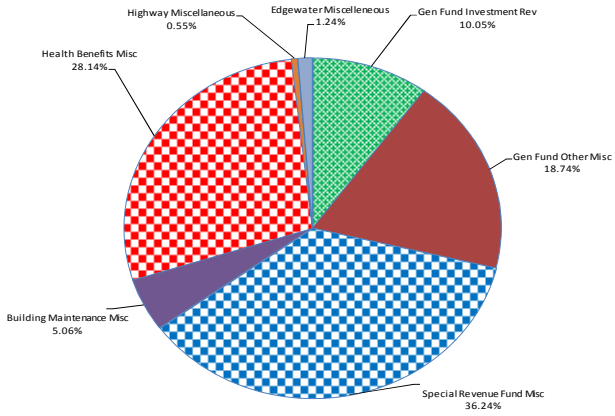

Gen Fund Investment Rev	$	145,303
Gen Fund Other Misc		271,043
Special Revenue Fund Mi		524,172
Building Maintenance Mis		73,185
Health Benefits Misc		407,000
Highway Miscellaneous		7,895
Edgewater Miscelleneous		17,900
	$	1,446,498

Wood County 2016 Budgeted Revenues-Miscellaneous

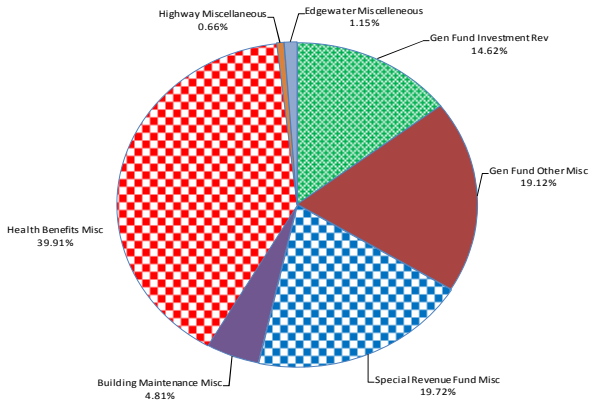

Gen Fund Investment Rev	$	165,303
Gen Fund Other Misc		216,153
Special Revenue Fund Mi		223,009
Building Maintenance Mis		54,425
Health Benefits Misc		451,300
Highway Miscellaneous		7,500
Edgewater Miscelleneous		13,000
	$	1,130,690

THIS PAGE LEFT BLANK INTENTIONALLY

SUMMARY

THIS PAGE LEFT BLANK INTENTIONALLY

Summary

The 2017 budget had its familiar challenges:

- The County remains under an operating tax levy freeze
- State funding in many areas remains flat or declining with any new funding being matched by additional expenditures
- In many cases, departments could only estimate the state aid to be received in 2017 as they wait confirmation of program funding levels from the State.

The 2017 budget marks the third year of ten-year plan on the funding of the County's road construction. The County traditionally funded the annual highway construction through an allocation of tax levy. With the tax rate and levy freezes, the number of miles of construction able to be funded within those limitations became smaller and smaller and caused the County to fall behind the planned and responsible highway replacement schedule. The Highway and Finance Departments presented the proposal of replacing the tax levy funding with long-term debt proceeds to the Executive Committee and the County Board in early 2014. The County Board approved the proposal with the justification being:

- There is a fiscal responsibility to both current and future taxpayers to maintain the County's highway infrastructure
- Financing a long lived asset by spreading the cost with long term debt service has the taxpayers that are using the highway over its economic life, paying for that asset through the taxes levied for debt service
- The financing fills the budgetary shortfall that was being funded with unsustainable undesignated cash reserves

The balancing of the budget involves the balancing of revenues and "other sources" with total County expenditures. Sources of funding that are common to governments but aren't normally considered revenues in typical business enterprises are:

- Proceeds from long-term borrowing, and
- Use of cash reserves

<u>The use of proceeds from borrowing</u>
As mentioned earlier, the County will be in the third year of a ten-year plan for maintaining the County's highway infrastructure. The County borrowed:

- $4,825,000 in 2014 for 2015 projects
- $4,785,000 in 2015 for 2016 projects
- $4,730,000 in 2016 for 2017 projects

This will complete the "catch up" phase of the ten-year plan and the borrowing in 2017 for 2018 projects is expected to decrease significantly.

The County also borrowed $5,000,000 in 2016 related to the purchase and remodeling of the River Block building. $1,750,000 of this debt will be used to refinance the remaining balance of the note with the Mead Foundation for the purchase and the remaining $3,250,000 is to be used for the remodeling and refurbishing of the building early in 2017. The building is expected to be ready for operation in the Spring of 2017.

The balancing of the budget was also achieved with the plan to borrow an additional $1,750,000 to replenish the cash reserves of the Building Maintenance Internal Service Fund

($750,000) and to finance 2017 capital outlay in excess of the County's ability to "pay-as-you-go" approach.

The use of cash reserves

It has been a typical approach for the County to apply undesignated/unrestricted General Fund reserves to balance our annual budgets. The Executive Committee has endeavored to maintain undesignated/unrestricted General Fund reserves of 15% of budgeted governmental fund expenditures and levy subsidies to Highway and Edgewater.

The 2016 budget had forecasted these cash reserves at 15.74% as of 12/31/16 when we balanced the budget in the fall of 2015. There was a small positive variance between the forecasted and actual cash reserves for 12/31/15.

The forecast for 2016 budget and actual has four significant negative issues that made the balancing of the 2017 budget a challenge:

- A recoupment by the State of $805,000 of prior year sales tax proceeds in 2016
- 2016 forecasted sales tax expected to be $500,000 under budget prior to the recoupment of prior year's sales tax
- 2016 levy subsidy for Norwood expected to be significantly over budget
- 2016 levy subsidy for Edgewater expected to be significantly over budget

All four of these issues are resulting in lower expected cash reserves as of 12/31/16. This left us with no available reserves to be used to balance the 2017 budget.

We did two things as a result of this situation:

- Lowered targeted cash reserves from 15% to 14.5%
- Budgeted to borrow an additional $1,000,000 for the financing of 2017 capital outlay.

The 2017 adopted budget that follows, balances the cost of all county programs with available resources. The cash reserves are projected to be at 14.56% at the end of 2017.

Wood County departments are to be commended for submitting budgets that, with very few exceptions, complied with the parameters set by the Wood County Executive Committee.

I invite the reader to examine the following summary of the Adopted Wood County 2017 Budget. This document summarizes the budget, and therefore the financial plan, of essentially every aspect of Wood County operations for 2017. If any questions arise after reviewing this summary, please contact the Finance Department for answers and/or more detailed budget information.

I thank all of the department heads and their staff, the oversight committees and the members of the Executive Committee in the successful completion of the 2017 Adopted Wood County Budget. Special thanks go out to Wood County Deputy Finance Director Marla Cummings for the detailed review, analysis and organization needed to take all of the individual pieces that result in the 2017 Wood County Budget.

Michael F. Martin, CPA
Wood County Finance Director

PUBLICATION OF BUDGET

THIS PAGE LEFT BLANK INTENTIONALLY

Notice is hereby given that the Executive Committee of the Wood County Board of Supervisors will hold a public hearing on the adopted 2017 budget as approved by the Executive Committee of said Board, a summary of which is printed below; at the Wood County Courthouse in the City of Wisconsin Rapids, on November 15, 2016 commencing at 8:30 AM as required by Wisconsin Statutes.

2017 BUDGET SUMMARY - WOOD COUNTY

	GOVERNMENTAL FUND TYPES					INTERNAL SERVICE					ENTERPRISE FUNDS		TRUST & AGENCY	GRAND TOTAL	BUDGET (2017/2016) % CHANGE
Expenditures for Operation & Maintenance	General Fund	Special Revenue	Debt Service	Capital Projects	Total Governmental	Building Maintenance	Health Benefits	Workers Compensation	OPEB Funding	PC Replacement	Highways	Edgewater Nursing Home	Land Conservation		
General Government	7,882,990	990,221	-	-	8,873,211	1,248,816	11,166,325	485,578	500,000	112,000	-	-	-	22,385,930	4.29%
Public Safety	11,596,531	-	-	-	11,596,531	-	-	-	-	-	-	-	-	11,596,531	2.14%
Public Works/Highways	6,995,353	27,500	-	-	7,022,853	-	-	-	-	-	4,564,910	-	-	11,587,763	5.97%
Health & Human Services	2,859,424	30,972,500	-	-	33,831,924	-	-	-	-	-	-	6,643,218	-	40,475,142	-2.68%
Education & Recreation	3,143,496	89,300	-	-	3,232,796	-	-	-	-	-	-	-	-	3,232,796	4.67%
Conservation & Development	763,074	896,449	-	-	1,659,523	-	-	-	-	-	-	-	25,000	1,684,523	0.85%
Indebtedness	-	-	2,784,629	-	2,784,629	-	-	-	-	-	-	-	-	2,784,629	85.26%
Transfers and Other Financing Uses	199,617	5,330,606	-	-	5,530,223	-	266,256	-	-	-	-	-	15,281	5,811,760	-6.25%
Subtotal	33,440,485	38,306,576	2,784,629	-	74,531,690	1,248,816	11,432,581	485,578	500,000	112,000	4,564,910	6,643,218	40,281	99,559,074	1.79%
Capital Outlay	314,635	411,000	-	9,730,000	10,455,635	70,000	-	-	-	30,000	810,000	-	-	11,365,635	23.86%
Total Expenditures and Other Financing Uses	33,755,120	38,717,576	2,784,629	9,730,000	84,987,325	1,318,816	11,432,581	485,578	500,000	142,000	5,374,910	6,643,218	40,281	110,924,709	3.69%
Less: All Revenues (Other than Property Tax)															
Taxes-Other than Property	496,954	5,330,606	-	-	5,827,560	-	-	-	-	-	-	-	-	5,827,560	-7.76%
Intergovernmental	6,400,660	12,503,327	-	-	18,903,987	-	-	-	-	-	-	-	-	18,903,987	-2.58%
Licenses and Permits	356,593	120,000	-	-	476,593	-	-	-	-	-	-	-	-	476,593	47.51%
Fines, Forfeits and Penalties	281,650	20,000	-	-	301,650	-	-	-	-	-	-	-	-	301,650	-2.05%
Public Charges for Services	2,175,674	10,877,928	-	-	13,053,602	-	1,372,000	-	-	-	-	5,097,121	27,900	19,550,623	-7.62%
Intergovernmental Charges for Services	4,757,561	604,177	-	-	5,361,738	1,462,103	9,302,917	485,000	500,000	142,170	5,401,316	589,760	-	23,245,004	9.95%
Miscellaneous	419,846	524,172	-	-	944,018	73,185	407,000	-	-	-	4,395	17,900	-	1,446,498	27.93%
Proceeds From Long-term Borrowing	-	54,400	-	1,750,000	1,804,400	42,599	-	-	-	-	-	-	-	1,846,999	4376.71%
Transfers and Other Financing Sources	5,534,488	11,016	-	-	5,545,504	-	266,256	-	-	-	-	-	-	5,811,760	-6.25%
Total Revenues & Other Financing Sources	20,423,426	30,045,626	-	1,750,000	52,219,052	1,577,887	11,348,173	485,000	500,000	142,170	5,405,711	5,704,781	27,900	77,410,674	1.81%
Less: Unencumbered Funds Applied (Surplus)	531,539	100,218	209,017	7,980,000	8,820,774	(259,071)	84,408	578	-	(170)	(30,801)	-	12,381	8,628,099	14.03%
Adopted County Tax Levy	12,800,155	8,571,732	2,575,612	-	23,947,499	-	-	-	-	-	-	938,437	-	24,885,936	6.43%

Available Fund Balances Dec. 31	2015 Actual	Estimated 2016 Increase (Decrease)	2016 Projected	Adopted 2017 Increase (Decrease)	2017 Projected
General Fund - Undesignated	$ 10,399,020	$ (992,301)	$ 9,406,719	$ 88,650	$ 9,495,369
- Designated	3,243,384	(458,330)	2,785,054	(620,189)	2,164,865
- Gov Highway	733,274	(16,516)	716,758	-	716,758
Special Revenue Funds	2,075,177	(925,078)	1,150,099	(100,218)	1,049,881
Debt Service Fund	213,811	(4,794)	209,017	(209,017)	-
Capital Projects Fund	6,762,966	1,217,034	7,980,000	(7,980,000)	-
Enterprise Fund (Highway)	686,923	1,913,023	2,599,946	30,801	2,630,747
Internal Service Fujnd (Workers Comp)	1,210,094	204,766	1,414,860	(578)	1,414,282
Internal Service Fund (Health)	5,313,632	(1,314,749)	3,998,883	(84,408)	3,914,475
Internal Service Fund (Building Maint)	1,188,405	(477,462)	710,943	259,071	970,014
Internal Service Fund (OPEB)	410,110	100,000	510,110	-	510,110
Internal Service Fund (PC Replacement)	162,798	(25,820)	136,978	170	137,148
Trust and Agency(Land Conservation Trust))	15,975	(1,694)	14,281	(12,381)	1,900
	$ 32,415,569	$ (781,921)	$ 31,633,648	$ (8,628,099)	$ 23,005,549

Outstanding Indebtedness	Balance 12/31/2016
General Obligation Corp Purpose Bonds Series 2012A	$ 2,065,000
General Obligation Corp Purpose Bonds Series 2014A	3,740,000
General Obligation Corp Purpose Bonds Series 2015A	6,305,000
General Obligation Corp Purpose Bonds Series 2016A	9,730,000
	$ 21,840,000

	Operating Levy	Debt Levy	Library Levy	Total Levy	Operating Tax Rate	Debt Tax Rate	Operating & Debt Tax Rate	Library Levy Rate
Actual 2008 Tax Levy (for 2009 Budget)	20,059,531	1,588,755	736,055	22,384,341	4.3524	0.3447	4.6971	0.3334
Actual 2009 Tax Levy (for 2010 Budget)	20,716,005	801,500	741,169	22,258,674	4.5238	0.1750	4.6988	0.3358
Actual 2010 Tax Levy (for 2011 Budget)	20,829,067	770,000	740,513	22,339,580	4.5313	0.1675	4.6988	0.3357
Actual 2011 Tax Levy (for 2012 Budget)	20,805,659	735,000	772,707	22,313,366	4.5313	0.1601	4.6914	0.3535
Actual 2012 Tax Levy (for 2013 Budget)	20,833,807	466,267	772,860	22,072,934	4.5887	0.1027	4.6914	0.3612
Actual 2013 Tax Levy (for 2014 Budget)	20,887,947	454,800	746,261	22,089,008	4.5914	0.1000	4.6914	0.3446
Actual 2014 Tax Levy (for 2015 Budget)	21,019,826	970,700	805,042	22,795,568	4.5914	0.2120	4.8034	0.3717
Actual 2015 Tax Levy (for 2016 Budget)	21,219,514	1,309,712	852,801	23,382,027	4.5286	0.2795	4.8081	0.3833
Actual 2016 Tax Levy (for 2017 Budget)	21,423,221	2,575,612	887,103	24,885,936	4.5456	0.5465	5.0921	0.3942

Notice is further given that a detailed copy of this budget is on file in the County Clerk's Office, and is open for public inspection
Given under my hand and official seal at the Courthouse in the City of Wisconsin Rapids, Wisconsin, this 29th day of October, A.D. 2016

	2016 BUDGET SUMMARY-WOOD COUNTY													2016
	GOVERNMENTAL FUND TYPES					INTERNAL SERVICE					ENTERPRISE FUNDS		TRUST & AGENCY	BUDGET
Expenditures for Operation & Maintenance	General Fund	Special Revenue	Debt Service	Capital Projects	Total Governmental	Building Maintenance	Health Benefits	Workers Compensation	OPEB Funding	PC Replacement	Highways	Edgewater Nursing Home	Land Conservation	All Funds
General Government	7,829,730	973,742		-	8,803,472	939,137	10,591,957	481,488	500,000	150,000				21,466,054
Public Safety	11,353,432	-			11,353,432									11,353,432
Public Works/Highways	7,326,200	27,500			7,353,700						3,580,924			10,934,624
Health & Social Services	2,560,533	31,470,427			34,030,960							7,557,492		41,588,452
Education & Recreation	3,003,617	84,970			3,088,587									3,088,587
Conservation & Development	662,520	982,589			1,645,109								25,150	1,670,259
Indebtedness			1,503,132	-	1,503,132	-						-		1,503,132
Other Financing Uses	167,237	5,837,422		-	6,004,659	-	194,761	-				-	-	6,199,420
					-									
Subtotal	32,903,269	39,376,650	1,503,132	-	73,783,051	939,137	10,786,718	481,488	500,000	150,000	3,580,924	7,557,492	25,150	97,803,960
					-						-	-		-
Depreciation & Amortization														
Capital Outlay	1,500,714	645,500	-	5,785,000	7,931,214	250,000	-	-		10,000	808,000	177,000	-	9,176,214
Total Expenditures and Other Financing Uses	34,403,983	40,022,150	1,503,132	5,785,000	81,714,265	1,189,137	10,786,718	481,488	500,000	160,000	4,388,924	7,734,492	25,150	106,980,174
Less: All revenues (Other than Property Tax)														
Taxes	480,487	5,837,422			6,317,909									6,317,909
Intergovernmental	6,512,271	12,893,054		-	19,405,325						-	-	-	19,405,325
Licenses and Permits	201,450	121,650			323,100						-			323,100
Fines, Forfeits and Penalties	297,950	10,000			307,950									307,950
Public Charges for Services	2,220,631	11,476,517			13,697,148		1,322,735				-	6,116,151	27,900	21,163,934
Intergovernmental Charges for Services	4,987,871	320,000	-		5,307,871	1,121,700	8,534,786	500,000	500,000	134,180	4,422,820	620,370	-	21,141,727
Miscellaneous	381,456	223,009		-	604,465	54,425	451,300				7,500	13,000	-	1,130,690
Proceeds from long-term borrowing	-		-	-	-	41,258								41,258
Transfers and other financing sources	6,004,659	-			6,004,659	-	194,761			-	-	-		6,199,420
Total Revenues & Other Financing Sources	21,086,775	30,881,652	-	-	51,968,427	1,217,383	10,503,582	500,000	500,000	134,180	4,430,320	6,749,521	27,900	76,031,313
Less: Unencumbered Funds Applied(Surplus)	1,093,407	271,955	193,390	5,785,000	7,343,752	(28,246)	283,136	(18,512)		25,820	(36,396)	-	(2,750)	7,566,804
Adopted County Tax Levy	12,223,801	8,868,543	1,309,742	-	22,402,086	-	-	-	-	-	(5,000)	984,971	-	23,382,057

	6/30/2014 ACTUAL													
	GOVERNMENTAL FUND TYPES					INTERNAL SERVICE					ENTERPRISE FUNDS		TRUST & AGENCY	ACTUAL 6/30/2014
Expenditures for Operation & Maintenance	General Fund	Special Revenue	Debt Service	Capital Projects	Total Governmental	Building Maintenance	Health Benefits	Workers Compensation	OPEB Funding	PC Replacement	Highways	Edgewater Nursing Home	Land Conservation	All Funds
General Government	3,745,627	432,013		-	4,177,640	501,505	5,153,184	163,907	186,014	44,214				10,226,463
Public Safety	4,765,232			0	4,765,232									4,765,232
Public Works/Highways	2,568,861	-			2,568,861						1,169,701			3,738,562
Health & Social Services	1,159,409	13,499,569		-	14,658,978							3,345,885		18,004,863
Education & Recreation	1,518,114	101,749		-	1,619,863									1,619,863
Conservation & Development	248,060	344,738			592,799								10,442	603,241
Indebtedness			425,931		425,931	-						-		425,931
Other Financing Uses	252,854	-			252,854			-					-	252,854
Subtotal	14,258,156	14,378,069	425,931	0	29,062,157	501,505	5,153,184	163,907	186,014	44,214	1,169,701	3,345,885	10,442	39,637,010
Depreciation & Amortization												127,332		127,332
Capital Outlay	228,370	-	-	1,491,040	1,719,410	-	-	-			-	-	-	1,719,410
Total Expenditures and Other Financing Uses	14,486,526	14,378,069	425,931	1,491,040	30,781,567	501,505	5,153,184	163,907	186,014	44,214	1,169,701	3,473,218	10,442	41,483,752
Less: All revenues (Other than Property Tax)														
Taxes	302,356	1,901,865			2,204,221									2,204,221
Intergovernmental	922,012	4,308,798			5,230,810								-	5,230,810
Licenses and Permits	138,897	27,330			166,227									166,227
Fines, Forfeits and Penalties	120,464	18,032			138,496									138,496
Public Charges for Services	991,648	3,054,633			4,046,281		567,019				-	2,205,708	16,390	6,835,399
Intergovernmental Charges for Services	1,502,365	112,974			1,615,339	586,050	4,278,589	287,868	254,781	134,180	2,097,366	312,500	-	9,566,674
Miscellaneous	178,705	164,622		-	343,327	25,764	315,572				3,204	8,620	-	696,486
Proceeds from long-term borrowing	-		-	-	-									-
Transfers and other financing sources	-	-	252,854		252,854						-			252,854
Total Revenues & Other Financing Sources	4,156,447	9,588,253	252,854	-	13,997,554	611,814	5,161,180	287,868	254,781	134,180	2,100,570	2,526,828	16,390	25,091,166
Less: Unencumbered Funds Applied(Surplus)	N/A	N/A	N/A	N/A	-	N/A	-	-			N/A	73,368	N/A	N/A
Adopted County Tax Levy	N/A	N/A	N/A	N/A	16,784,014	N/A	(7,996)	(123,962)	(68,768)	(89,966)	N/A	873,021	N/A	N/A

	2016 ESTIMATED													2016
	GOVERNMENTAL FUND TYPES					INTERNAL SERVICE					ENTERPRISE FUNDS		TRUST & AGENCY	ESTIMATED
Expenditures for Operation & Maintenance	General Fund	Special Revenue	Debt Service	Capital Projects	Total Governmental	Building Maintenance	Health Benefits	Workers Compensation	OPEB Funding	PC Replacement	Highways	Edgewater Nursing Home	Land Conservation	All Funds
General Government	7,040,906	930,141			7,971,047	1,194,205	11,615,927	370,234	400,000	128,000				21,679,413
Protection of Person & Property	10,883,201				10,883,201									10,883,201
Highways & Other Transportation	7,050,257	27,500			7,077,757						3,865,253			10,943,010
Health & Social Services	2,582,280	29,662,842			32,245,122							7,154,711		39,399,833
Education & Recreation	2,971,726	117,374			3,089,100									3,089,100
Conservation & Development	643,053	901,790			1,544,843								23,694	1,568,537
Indebtedness			3,508,831		3,508,831	-						-		3,508,831
Other Financing Uses	-	4,471,887		8,515,666	12,987,553	-	216,651						-	13,204,204
Subtotal	31,171,423	36,111,534	3,508,831	8,515,666	79,307,454	1,194,205	11,832,578	370,234	400,000	128,000	3,865,253	7,154,711	23,694	104,276,129
Depreciation & Amortization					-									-
Capital Outlay	1,201,165	1,012,069	-	-	2,213,234	500,740	-	-		32,000	-	83,050	-	2,829,024
Total Expenditures and Other Financing Uses	32,372,588	37,123,603	3,508,831	8,515,666	81,520,688	1,694,945	11,832,578	370,234	400,000	160,000	3,865,253	7,237,761	23,694	107,105,153
Less: All revenues (Other than Property Tax)														
Taxes	536,137	4,471,887			5,008,024									5,008,024
Intergovernmental	6,487,719	12,311,371			18,799,090						-		-	18,799,090
Licenses and Permits	207,589	125,000			332,589						-			332,589
Fines, Forfeits and Penalties	271,068	25,000			296,068									296,068
Public Charges for Services	2,150,231	9,300,561			11,450,792		1,233,000				-	5,295,450	22,000	18,001,242
Intergovernmental Charges for Services	4,746,053	324,466	188,596		5,259,115	1,121,700	8,557,178	575,000	500,000	134,180	5,773,871	620,370	-	22,541,414
Miscellaneous	452,333	354,998		-	807,331	54,525	511,000				4,405	15,977	-	1,393,238
Proceeds from long-term borrowing	-		1,752,846	9,732,700	11,485,546	41,258								11,526,804
Transfers and other financing sources	4,573,231	-	252,854		4,826,085		216,651			-	-	-		5,042,736
Total Revenues & Other Financing Sources	19,424,361	26,913,283	2,194,296	9,732,700	58,264,640	1,217,483	10,517,829	575,000	500,000	134,180	5,778,276	5,931,797	22,000	82,941,205
Less: Unencumbered Funds Applied(Surplus)	1,467,147	925,078	4,794	(1,217,034)	1,179,985	477,462	1,314,749	(204,766)	(100,000)	25,820	(1,913,023)	-	1,694	781,921
Adopted County Tax Levy	11,481,080	9,285,242	1,309,741	-	22,076,063	-	-	-	-	-	-	1,305,964	-	23,382,027

	2015 ACTUAL													2015
	GOVERNMENTAL FUND TYPES					INTERNAL SERVICE					ENTERPRISE FUNDS		TRUST & AGENCY	ACTUAL
Expenditures for Operation & Maintenance	General Fund	Special Revenue	Debt Service	Capital Projects	Total Governmental	Building Maintenance	Health Benefits	Workers Compensation	OPEB Funding	PC Replacement	Highways	Edgewater Nursing Home	Land Conservation	All Funds
General Government	7,372,708	894,553			8,267,261	908,413	11,396,183	412,465	259,300	109,827				21,353,449
Public Safety	10,148,246				10,148,246									10,148,246
Public Works/Highways	6,577,449	27,500			6,604,949						4,544,507			11,149,456
Health & Social Services	2,451,606	26,856,469			29,308,075							7,251,866		36,559,941
Education & Recreation	3,124,844	462,461			3,587,305									3,587,305
Conservation & Development	823,496	1,022,842			1,846,339								19,270	1,865,609
Indebtedness			2,182,568	70,933	2,253,501	-						-		2,253,501
Other Financing Uses	522,606	5,821,874		322,477	6,666,956								-	6,666,956
														-
Subtotal	31,020,955	35,085,699	2,182,568	393,410	68,682,632	908,413	11,396,183	412,465	259,300	109,827	4,544,507	7,251,866	19,270	93,584,463
Depreciation & Amortization						387,076					465,907	357,965		1,210,949
Capital Outlay	538,158	27,500	-	7,584,313	8,149,971	-	-	-		-	-	-		8,149,971
Total Expenditures and Other Financing Uses	31,559,113	35,113,199	2,182,568	7,977,723	76,832,603	1,295,490	11,396,183	412,465	259,300	109,827	5,010,414	7,609,831	19,270	102,945,383
Less: All revenues (Other than Property Tax)														
Taxes	566,673	5,691,874			6,258,546									6,258,546
Intergovernmental	6,682,925	10,917,129			17,600,054								-	17,600,054
Licenses and Permits	211,995	113,184			325,179						-			325,179
Fines, Forfeits and Penalties	278,531	9,932			288,463									288,463
Public Charges for Services	2,333,468	7,924,482			10,257,950		1,359,517				110,623	5,379,052	23,164	17,130,306
Intergovernmental Charges for Services	4,932,298	318,886	24,975		5,276,159	1,117,348	8,252,186	486,055	516,357	123,925	5,766,412	625,595	-	22,164,037
Miscellaneous	296,328	324,628		608,415	1,229,372	2,057,236	334,343				133,062	14,833	24,423	3,793,268
Proceeds from long-term borrowing	-	171,672		7,805,000	7,976,672		-							7,976,672
Transfers and other financing sources	5,837,660	143,072	1,082,477		7,063,209		-				-	494,861		7,558,070
Total Revenues & Other Financing Sources	21,139,877	25,614,859	1,107,452	8,413,415	56,275,602	3,174,584	9,946,046	486,055	516,357	123,925	6,010,097	6,514,341	47,587	83,094,595
Less: Unencumbered Funds Applied(Surplus)	(2,001,521)	(479,981)	104,416	(435,692)	(2,812,778)	(1,823,016)	1,450,137	(73,590)	(257,057)	(14,098)	(999,682)	347,165	10,772	(4,172,147)
Adopted County Tax Levy	12,420,757	9,978,321	970,700	-	23,369,778	(56,078)	(0)	0	(0)	0	(1)	748,325	(39,089)	24,022,935

THIS PAGE LEFT BLANK INTENTIONALLY

SUMMARY OF BUDGET

THIS PAGE LEFT BLANK INTENTIONALLY

ADOPTED 2017 BUDGET
SUMMARY OF SOURCES & USES, LEVY COMPUTATION AND FUNDS AVAILABLE

2017 BUDGET-SUMMARY OF SOURCES AND USES OF FUNDS

SOURCES	Adopted	USES	Adopted
General Property Tax	$ 24,885,936	Operating Costs (excl debt svc)	$ 96,323,060
Funds Applied	8,628,099	Debt Service (Principal and Int)	2,786,014
Revenues (excluding debt proceeds)	77,410,674	Outlay (debt funded)	9,730,000
		Outlay (non-debt)	1,635,635
Proceeds from long-term borrowing and capital leases		Contingency Fund	450,000
	$ 110,924,709		$ 110,924,709

2017 BUDGET-CALCULATION OF LEVIES AND RATES

		Equal Value With Library	Equal Value Without Library	Equalized Value		Tax Rate		Tax Levy
2016 Levy-Operating Expenses		2,462,751,100	2,250,215,100	4,712,966,200	X	5.355205	=	$ 25,238,901
Adjustment for shared dispatch expenditures		2,462,751,100	2,250,215,100	4,712,966,200	X	0.155145		731,193
Allowable Operating Levy and adjustments						5.510350		25,970,093
Applied from Sales Tax	**$ 5,330,606**	2,462,751,100	2,250,215,100	4,712,966,200	X	-0.565526		(2,665,303)
Base 2016 Operating Tax Levy						4.944824		23,304,790
Additional reductions by Executive Committee		2,462,751,100	2,250,215,100	4,712,966,200	X	-0.399232		(1,881,569)
Adjusted 2016 base						4.545592		21,423,221
Levy-Debt Service		2,462,751,100	2,250,215,100	4,712,966,200	X	0.546495	=	2,575,612
Total Operating & Debt Service Levy						5.092087		23,998,833
2016 Library Levy			2,250,215,100	2,250,215,100		0.394230		887,103
Total Tax Levy				With Library Levy		5.486317		$ 24,885,936
				Without Library Levy		5.092087		

2017 BUDGET-FUNDS AVAILABLE TO APPLY TO REDUCE TAX LEVY

CALCULATION OF MARGIN AFTER APPLICATION OF FUNDS

Total Estimated Funds Available @ 12/31/16		$ 18,316,143	
Less Amount Needed for Working Capital			
GOVERNMENTAL BUDGETS			
General Fund	33,755,120		
Less Highway	(6,995,353)		
Special Revenue	38,717,576		
Debt Service	2,784,629		
Less Tfr from Sales Tax	(5,330,606)		
PROPRIETARY LEVIES			
Highway	1,346,376		
Edgewater	938,437		
	65,216,179		
Targeted Working Capital %	15.00%	9,782,427	
Add'l lowering of w/c percent	-0.50%	(326,081)	
Projected	14.50%	9,456,346	
Net Funds Available		8,859,797	
Total Funds Applied	(8,628,099)		
(Incr) decrease in Enterprise	(30,801)		
Plus decrease in Internal Svc	(174,255)		
Plus decrease in Trust & Agency	12,381	(8,820,774)	
Working Capital Margin (Shortfall)		39,023	14.56%
Breakdown of Funds Applied			
General Fund Designated		620,189	
General Fund Undesignated		(88,650)	
Special Revenue Funds	100,218		
Dept Services Fund	209,017		
Highway Governmental	-		
Capital Project Fund	7,980,000	8,289,235	
Internal Service Funds		(174,255)	
Enterprise Funds		(30,801)	
Trust & Agency Fund		12,381	
Total Funds Used (Increased)		$ 8,628,099	

DETAIL OF ESTIMATED AVAILABLE FUNDS AS OF 12/31/16

General Fund-Unreserved/Undesignated			$ 9,406,719
Carryover Applied to 2017 Budget			
51440	Elections	(38,151)	
51450	Information Technology	-	
51451	Voice-Over IP	(3,000)	
51711	Reg of Deeds-Redaction	30,987	
51931	Property & Liability Ins	86,800	
52131	Indian Law Enforcement	15,137	
52712	Electronic Monitoring	130,113	
52721	Jail Surcharge	172,090	
52130	Police Radio	5,439	
52601	Dispatch	147,580	
52530	Building Numbering	(3,250)	
54128	Grants	9,011	
54130	Dental Sealants	15,985	
54710	Veteran's Relief	500	
54730	Veteran's Relief Donations	50	
55630	UW Ext Ctr-Mfld	-	
55660	UW Ext Project Accounts	(1,400)	
55661	Farm Technology Days	43,000	
59210	Permits & Fines	9,648	
56315	Census Redistricting	-	620,189
Other Governmental Fund Balances Applied to 2017 Budget			
HIGHWAY GOVERNMENTAL		-	
HUMAN SERVICES-Community		(22,346)	
STATE FORESTRY ROAD ACCOUNT		720	
STATE WILDLIFE HABITAT FUND		222	
COUNTY FORESTS STATE AID		-	
PARKS STATE AID		-	
PARKS CAPITAL PROJECTS		230,000	
LAND RECORD		74,064	
PRIVATE SEWAGE		66,570	
POWERS BLUFF CAPITAL PROJECTS		(250,000)	
DATCP GRANT		272	
NONMETTALIC MINING		726	
TRANSPORTATION & ECON DEV		(10)	
TOTAL DEBT SERVICE		209,017	
TOTAL CAPITAL PROJECTS		7,980,000	8,289,235
Total Estimated Funds Available 12/31/16			$ 18,316,143

Computation of Operating Levy under 0% Levy Freeze Limitation

2016 Actual Levy		$ 23,382,057
Less Library		(852,801)
2015 Debt Service		(1,309,742)
Net Levy		21,219,514
Net New Constr	0.960%	203,707
		21,423,221
2017 Debt Service		2,575,612
Allowable Levy	21,300,074	
Rate allowed	1.50%	
Allowable levy limit 2017		23,998,833
Add increase in Debt Service		
Add Library		887,103
Allowable Levy		24,885,936
Actual Levy 2017		24,885,936
Amount under limitation		$ (0)
Total Debt Service		$ 2,786,014
Less interdepartmental loans		
Highway		(1,385)
Less Debt Issuance Costs		-
Less premium applied		-
Less Debt Service Fund Balance		(209,017)
Net Tax levy for Debt Service		$ 2,575,612
Operating Levy Rate Calculation		
Equalized Value		4,712,966,200
Allowable Operating Rate		0.00551035
Allowable Operating Levy		25,970,093
Actual Operating Levy		21,423,221
Amount under limitation		$ 4,546,872
Debt Levy Rate Calculation		
Equalized Value		4,712,966,200
Allowable Debt Levy Rate		0.00043573
Allowable Debt Levy		2,053,581
Add Debt Svc Unfunded Pension		
Total Allowable Debt Levy		2,053,581
Actual Debt Levy		2,575,612
Amount under (over) limitation		$ (522,031)

73

WOOD CO - 2016 AND 2017
DEPARTMENTAL BUDGET SUMMARIES
REVENUES, EXPENDITURES AND TAX LEVY/FUNDS APPLIED

10/25/16

DEPARTMENT	REVENUES			EXPENDITURES 2016			EXPENDITURES 2017			PERCENT CHANGE TOTAL	RESERVE FUNDS APPLIED		TAX LEVY		
	2016 BUDGET	2017 BUDGET	PERCENT CHANGE	OPERATING BUDGET	OUTLAY BUDGET	TOTAL	OPERATING BUDGET	OUTLAY BUDGET	TOTAL		2016	2017	2016	2017	PERCENT CHANGE
GENERAL GOVERNMENT															
GENERAL COUNTY															
Contingency	-	-	N/A	430,800	-	430,800	450,000	-	450,000	4.46	-	-	430,800	450,000	4.46
Shared Revenues	3,305,633	3,350,697	1.36	-	-	-	-	-	-	N/A	-	-	(3,305,633)	(3,350,697)	1.36
Transfer from Sales Tax	5,837,422	5,330,606	(8.68)	-	-	-	-	-	-	N/A	-	-	(5,837,422)	(5,330,606)	8.68
Interest on Investments	165,000	145,000	(12.12)	-	-	-	-	-	-	N/A	-	-	(165,000)	(145,000)	12.12
Other/State Special Charges	2,137	604	(71.74)	1,957	-	1,957	424	-	424	(78.33)	-	-	(180)	(180)	0.00
	9,310,192	8,826,907	(5.19)	432,757	-	432,757	450,424	-	450,424	4.08	-	-	(8,877,435)	(8,376,483)	(5.64)
CIR CRT BR I	91,328	90,496	(0.91)	370,828	-	370,828	382,751	-	382,751	3.22	-	-	279,500	292,255	4.56
CIR CRT BR II	60,354	60,306	(0.08)	124,685	-	124,685	117,844	-	117,844	(5.49)	-	-	64,331	57,538	(10.56)
CIR CRT BR III	250,200	205,387	(17.91)	347,527	-	347,527	309,886	-	309,886	(10.83)	-	-	97,327	104,499	7.37
COUNTY CLERK	52,300	54,900	4.97	655,034	-	655,034	576,956	-	576,956	(11.92)	47,491	(38,151)	555,243	560,207	0.89
HUMAN RESOURCES	403	403	0.00	523,197	-	523,197	534,954	-	534,954	2.25	-	-	522,794	534,551	2.25
CLERK OF COURTS	641,427	589,500	(8.10)	1,358,328	13,000	1,371,328	1,431,643	-	1,431,643	4.40	-	-	729,901	842,143	15.38
CORPORATION COUNSEL	14,500	15,500	6.90	219,129	-	219,129	226,995	-	226,995	3.59	-	-	204,629	211,495	3.36
DISTRICT ATTORNEY	15,200	16,700	9.87	269,435	-	269,435	281,899	-	281,899	4.63	-	-	254,235	265,199	4.31
PURCHASING	-	-	N/A	55,774	-	55,774	54,454	-	54,454	(2.37)	-	-	55,774	54,454	(2.37)
RISK MANAGEMENT	498,674	498,200	(0.10)	619,461	-	619,461	612,622	-	612,622	(1.10)	94,826	86,800	25,961	27,622	6.40
REGISTER OF DEEDS	394,000	394,020	0.01	423,893	-	423,893	435,703	-	435,703	2.79	29,913	30,987	(20)	10,696	53,580.00
SYSTEMS/VOICE OVER IP	137,920	143,000	3.68	1,446,861	565,000	2,011,861	1,471,214	-	1,471,214	(26.87)	3,000	(3,000)	1,870,941	1,331,214	(28.85)
FINANCE	-	-	N/A	276,289	-	276,289	285,095	-	285,095	3.19	-	-	276,289	285,095	3.19
TREASURER	422,910	440,910	4.26	437,755	-	437,755	429,486	-	429,486	(1.89)	-	-	14,845	(11,424)	(176.96)
VICTIM WITNESS	85,287	86,622	1.57	142,913	-	142,913	148,719	-	148,719	4.06	(700)	(350)	58,326	62,447	7.07
CORONER	80,400	81,000	0.75	127,821	-	127,821	132,769	-	132,769	3.87	-	-	47,421	51,769	9.17
TOTAL GENERAL GOVERNMENT	12,055,095	11,503,851	(4.57)	7,831,687	578,000	8,409,687	7,883,414	-	7,883,414	(6.26)	174,530	76,286	(3,819,938)	(3,696,723)	(3.23)
PUBLIC SAFETY															
SHERIFF	1,071,319	944,808	(11.81)	9,200,958	285,664	9,486,622	9,398,278	162,835	9,561,113	0.79	230,738	317,340	8,184,565	8,298,965	1.40
SHARED DISPATCH	5,000	5,000	0.00	1,665,317	216,000	1,881,317	1,701,515	147,580	1,849,095	(1.71)	-	147,580	1,876,317	1,696,515	(9.58)
EMERGENCY MGMT/RADIO	177,000	191,060	7.94	643,050	31,050	674,100	685,707	4,220	689,927	2.35	(3,250)	2,189	500,350	496,678	(0.73)
TOTAL PUBLIC SAFETY	1,253,319	1,140,868	(8.97)	11,509,325	532,714	12,042,039	11,785,500	314,635	12,100,135	0.48	227,488	467,109	10,561,232	10,492,158	(0.65)
PUBLIC WORKS															
HIGHWAY	5,938,427	5,648,977	(4.87)	7,326,200	-	7,326,200	6,995,353	-	6,995,353	(4.52)	36,396	-	1,351,377	1,346,376	(0.37)
HEALTH & SOCIAL SERVICES															
HEALTH DEPARTMENT	865,353	1,079,344	24.73	2,195,151	4,000	2,199,151	2,495,162	-	2,495,162	13.46	21,335	24,996	1,312,463	1,390,822	5.97
HUMANE OFFICER	10,000	10,000	0.00	30,499	-	30,499	30,764	-	30,764	0.87	-	-	20,499	20,764	1.29

WOOD CO - 2016 AND 2017
DEPARTMENTAL BUDGET SUMMARIES
REVENUES, EXPENDITURES AND TAX LEVY/FUNDS APPLIED

10/25/16

DEPARTMENT	REVENUES			EXPENDITURES 2016			EXPENDITURES 2017			PERCENT CHANGE TOTAL	RESERVE FUNDS APPLIED		TAX LEVY		
	2016 BUDGET	2017 BUDGET	PERCENT CHANGE	OPERATING BUDGET	OUTLAY BUDGET	TOTAL	OPERATING BUDGET	OUTLAY BUDGET	TOTAL		2016	2017	2016	2017	PERCENT CHANGE
VETERANS SERVICE OFFICER	11,750	11,750	0.00	332,926	-	332,926	333,074	-	333,074	0.04	550	550	320,626	320,774	0.05
TOTAL HEALTH & SOCIAL SVCS	887,103	1,101,094	24.12	2,558,576	4,000	2,562,576	2,859,000	-	2,859,000	11.57	21,885	25,546	1,653,588	1,732,360	4.76
LEISURE ACTIVITIES & EDUCATION															
PARKS & FORESTRY	851,333	921,141	8.20	1,492,653	270,000	1,762,653	1,570,296	-	1,570,296	(10.91)	-	-	911,320	649,155	(28.77)
LIBRARY AID	-	-	N/A	852,801	-	852,801	887,103	-	887,103	4.02	-	-	852,801	887,103	4.02
UW EXTENSION	12,038	10,100	(16.10)	585,711	-	585,711	613,370	-	613,370	4.72	39,500	41,600	534,173	561,670	5.15
FAIRGROUNDS	-	-	N/A	25,000	-	25,000	25,000	-	25,000	0.00	-	-	25,000	25,000	0.00
UW MFLD/WOOD CO	-	-	N/A	47,452	116,000	163,452	47,727	-	47,727	(70.80)	-	-	163,452	47,727	(70.80)
TOTAL LEISURE & EDUCATION	863,371	931,241	7.86	3,003,617	386,000	3,389,617	3,143,496	-	3,143,496	(7.26)	39,500	41,600	2,486,746	2,170,655	(12.71)
CONSERVATION & DEVELOPMENT															
LAND CONSERVATION	68,360	80,145	17.24	204,733	-	204,733	289,163	-	289,163	41.24	10,344	9,648	126,029	199,370	58.19
PLANNING & ZONING	7,750	3,900	(49.68)	391,786	-	391,786	407,214	-	407,214	3.94	-	-	384,036	403,314	5.02
PAYMENT IN LIEU OF TAX	13,350	13,350	0.00	77,345	-	77,345	77,345	-	77,345	0.00	-	-	63,995	63,995	0.00
TOTAL COSERV & DEVELOPMENT	89,460	97,395	8.87	673,864	-	673,864	773,722	-	773,722	14.82	10,344	9,648	574,060	666,679	16.13
TOTAL GENERAL FUND	21,086,775	20,423,426	(3.15)	32,903,269	1,500,714	34,403,983	33,440,485	314,635	33,755,120	(1.89)	510,143	620,189	12,807,065	12,711,505	(0.75)
SPECIAL REVENUE FUNDS															
HUMAN SERVICES															
Norwood	7,398,384	7,588,966	2.58	8,728,445	310,000	9,038,445	8,959,294	1,500	8,960,794	(0.86)	-	-	1,640,061	1,371,828	(16.36)
Community	15,718,898	15,049,372	(4.26)	22,506,984	26,000	22,532,984	21,778,208	68,000	21,846,208	(3.05)	2,661	(22,346)	6,811,425	6,819,182	0.11
AGING	-	-	N/A	198,278	-	198,278	198,278	-	198,278	0.00	-	-	198,278	198,278	0.00
CHILD SUPPORT	924,073	931,887	0.85	973,742	-	973,742	990,221	-	990,221	1.69	-	-	49,669	58,334	17.45
STATE FORESTRY ROAD ACCN	3,267	3,280	0.40	3,000	-	3,000	4,000	-	4,000	33.33	(267)	720	-	-	N/A
STATE WILDLIFE HABITAT FUN	1,778	1,778	0.00	2,100	-	2,100	2,000	-	2,000	(4.76)	322	222	-	-	N/A
COUNTY FORESTS STATE AID	50,000	-	(100.00)	50,000	-	50,000	-	-	-	(100.00)	-	-	-	-	N/A
PARKS STATE AID	80,640	80,640	0.00	80,640	-	80,640	80,640	-	80,640	0.00	-	-	-	-	N/A
PARKS CAPITAL PROJECTS	180,330	83,660	(53.61)	4,330	262,000	266,330	8,660	305,000	313,660	17.77	86,000	230,000	-	-	N/A
POWERS BLUFF CAP PROJ	-	250,000	N/A	-	-	-	-	-	-	N/A		(250,000)	-	-	
LAND RECORD	151,100	151,100	0.00	255,344	10,000	265,344	217,664	7,500	225,164	(15.14)	114,244	74,064	-	-	N/A
PRIVATE SEWAGE	185,150	168,500	(8.99)	247,673	10,000	257,673	233,570	1,500	235,070	(8.77)	72,523	66,570	-	-	N/A
DATCP GRANT	218,840	238,062	8.78	218,840	-	218,840	238,334	-	238,334	8.91		272	-	-	N/A
NONMETALLIC MINING	40,050	36,045	(10.00)	36,522	-	36,522	36,771	-	36,771	0.68	(3,528)	726	-	-	N/A

WOOD CO - 2016 AND 2017
DEPARTMENTAL BUDGET SUMMARIES
REVENUES, EXPENDITURES AND TAX LEVY/FUNDS APPLIED

10/25/16

DEPARTMENT	REVENUES			EXPENDITURES 2016			EXPENDITURES 2017			PERCENT CHANGE TOTAL	RESERVE FUNDS APPLIED		TAX LEVY		
	2016 BUDGET	2017 BUDGET	PERCENT CHANGE	OPERATING BUDGET	OUTLAY BUDGET	TOTAL	OPERATING BUDGET	OUTLAY BUDGET	TOTAL		2016	2017	2016	2017	PERCENT CHANGE
TRANSPORTATION & ECON DEV	-	40,010	N/A	169,110	-	169,110	164,110	-	164,110	(2.96)	-	(10)	169,110	124,110	(26.61)
HO CHUNK DONATIONS	91,720	91,720	0.00	64,220	27,500	91,720	64,220	27,500	91,720	0.00	-	-	-	-	N/A
SALES TAX	5,837,422	5,330,606	(8.68)	5,837,422	-	5,837,422	5,330,606	-	5,330,606	(8.68)	-	-	-	-	N/A
TOTAL SPECIAL REVENUE	30,881,652	30,045,626	(2.71)	39,376,650	645,500	40,022,150	38,306,576	411,000	38,717,576	(3.26)	271,955	100,218	8,868,543	8,571,732	(3.35)
DEBT SERVICE FUND	-	-	N/A	1,503,132	-	1,503,132	2,784,629	-	2,784,629	85.26	193,390	209,017	1,309,742	2,575,612	96.65
CAPITAL PROJECT FUNDS	-	1,750,000	N/A	4,785,000	1,000,000	5,785,000	4,730,000	5,000,000	9,730,000	68.19	5,785,000	7,980,000	-	-	N/A
TOTAL GOVERNMENTAL	51,968,427	52,219,052	0.48	78,568,051	3,146,214	81,714,265	79,261,690	5,725,635	84,987,325	4.01	6,760,488	8,909,424	22,985,350	23,858,849	3.80
PROPRIETARY FUND TYPES															
EDGEWATER NURSING HOME	6,749,521	5,704,781	(15.48)	7,557,492	177,000	7,734,492	6,643,218	-	6,643,218	(14.11)	-	-	984,971	938,437	(4.72)
HIGHWAY DEPARTMENT	4,430,320	5,405,711	22.02	3,580,924	808,000	4,388,924	4,564,910	810,000	5,374,910	22.47	(36,396)	(30,801)	(5,000)	-	(100.00)
WORKERS COMPENSATION	500,000	485,000	(3.00)	481,488	-	481,488	485,578	-	485,578	0.85	(18,512)	578	-	-	N/A
HEALTH BENEFITS	10,503,582	11,348,173	8.04	10,786,718	-	10,786,718	11,432,581	-	11,432,581	5.99	283,136	84,408	-	-	N/A
BUILDING MAINTENANCE	1,217,383	1,577,887	29.61	939,137	250,000	1,189,137	1,248,816	70,000	1,318,816	10.91	(28,246)	(259,071)	-	-	N/A
OPEB FUNDING	500,000	500,000	0.00	500,000	-	500,000	500,000	-	500,000	0.00			-	-	N/A
PC REPLACEMENT FUND	134,180	142,170	5.95	150,000	10,000	160,000	112,000	30,000	142,000	(11.25)	25,820	(170)	-	-	N/A
TOTAL PROPRIETARY	24,034,986	25,163,722	4.70	23,995,759	1,245,000	25,240,759	24,987,103	910,000	25,897,103	2.60	225,802	(205,056)	979,971	938,437	(4.24)
TRUST AND AGENCY FUNDS															
LAND CONSERVATION TRUST	27,900	27,900	0.00	25,150	-	25,150	40,281	-	40,281	60.16	(2,750)	12,381	-	-	N/A
TOTAL TRUST & AGENCY	27,900	27,900	0.00	25,150	-	25,150	40,281	-	40,281	60.16	(2,750)	12,381	-	-	N/A
TOTAL DEPARTMENTS	76,031,313	77,410,674	1.81	102,588,960	4,391,214	106,980,174	104,289,074	6,635,635	110,924,709	3.69	6,983,540	8,716,749	23,965,321	24,797,286	3.47
UNENCUMBERED FUNDS APPLIED	-	-	N/A	-	-	-	-	-	-	N/A	583,264	(88,650)	(583,264)	88,650	(115.20)
NET	76,031,313	77,410,674	1.81	102,588,960	4,391,214	106,980,174	104,289,074	6,635,635	110,924,709	3.69	7,566,804	8,628,099	23,382,057	24,885,936	6.43
	76,031,313	77,410,674	1.81	102,588,960	4,391,214	106,980,174	104,289,074	6,635,635	110,924,709	3.69	7,566,804	8,628,099	23,382,057	24,885,936	6.43

WOOD COUNTY 2017 REQUESTED BUDGET
REVENUES BY SOURCE

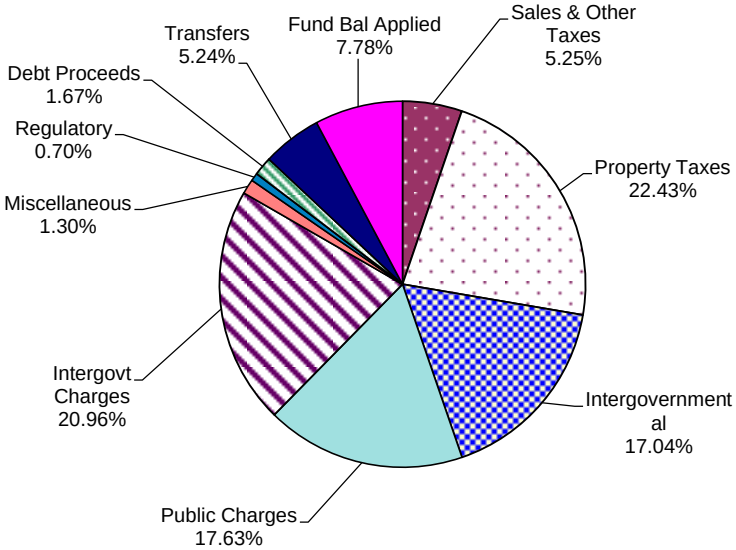

Sources			
Sales & Other Taxes	$	5,827,560	5.25%
Property Taxes		24,885,936	22.43%
Intergovernmental		18,903,987	17.04%
Public Charges		19,550,623	17.63%
Intergovt Charges		23,245,004	20.96%
Miscellaneous		1,446,498	1.30%
Regulatory		778,243	0.70%
Debt Proceeds		1,846,999	1.67%
Transfers		5,811,760	5.24%
Fund Bal Applied		8,628,099	7.78%
	$	110,924,709	100.00%

WOOD COUNTY 2016 REVISED BUDGET
REVENUES BY SOURCE

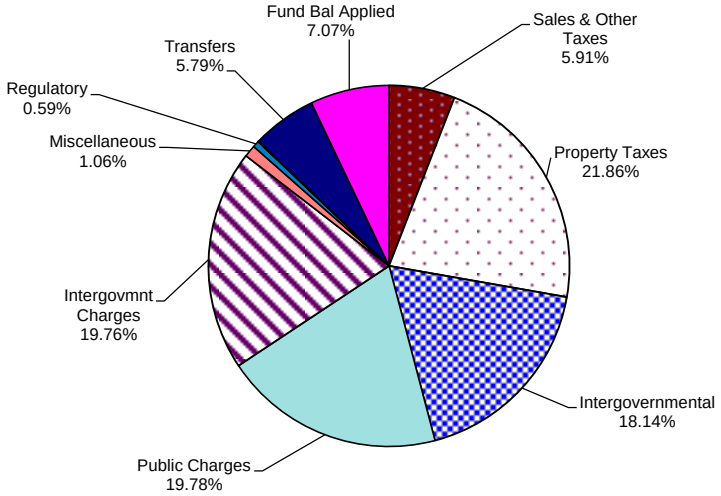

Sources			
Sales & Other Taxes	$	6,317,909	5.91%
Property Taxes		23,382,057	21.86%
Intergovernmental		19,405,325	18.14%
Public Charges		21,163,934	19.78%
Intergovmnt Charges		21,141,727	19.76%
Miscellaneous		1,130,690	1.06%
Regulatory		631,050	0.59%
Debt Proceeds		41,258	0.04%
Transfers		6,199,420	5.79%
Fund Bal Applied		7,566,804	7.07%
	$	106,980,174	100.00%

WOOD COUNTY 2017 REQUESTED BUDGET EXPENDITURES BY FUNCTION

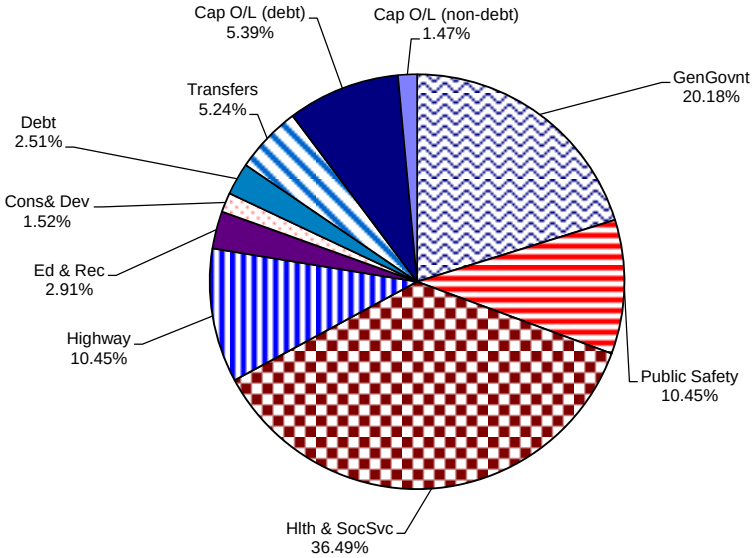

Uses			
GenGovnt	$	22,385,930	20.18%
Public Safety		11,596,531	10.45%
Hlth & SocSvc		40,475,142	36.49%
Highway		11,587,763	10.45%
Ed & Rec		3,232,796	2.91%
Cons& Dev		1,684,523	1.52%
Debt		2,784,629	2.51%
Transfers		5,811,760	5.24%
Cap O/L (debt)		9,730,000	8.76%
Cap O/L (non-debt)		1,635,635	1.47%
	$	110,924,709	100.00%

WOOD COUNTY 2016 REVISED BUDGET EXPENDITURES BY FUNCTION

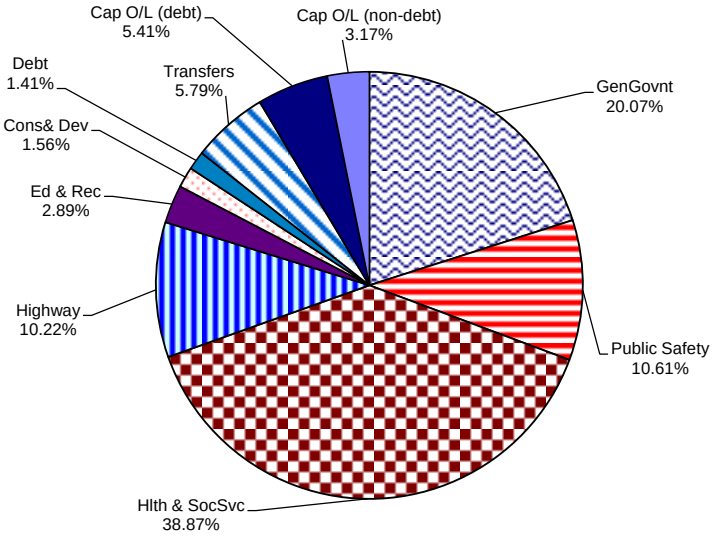

Uses			
GenGovnt	$	21,466,054	20.07%
Public Safety		11,353,432	10.61%
Hlth & SocSvc		41,588,452	38.87%
Highway		10,934,624	10.22%
Ed & Rec		3,088,587	2.89%
Cons& Dev		1,670,259	1.56%
Debt		1,503,132	1.41%
Transfers		6,199,420	5.79%
Cap O/L (debt)		5,785,000	5.41%
Cap O/L (non-debt)		3,391,214	3.17%
	$	106,980,174	100.00%

WOOD COUNTY 2017 REQUESTED BUDGET EXPENDITURES BY TYPE

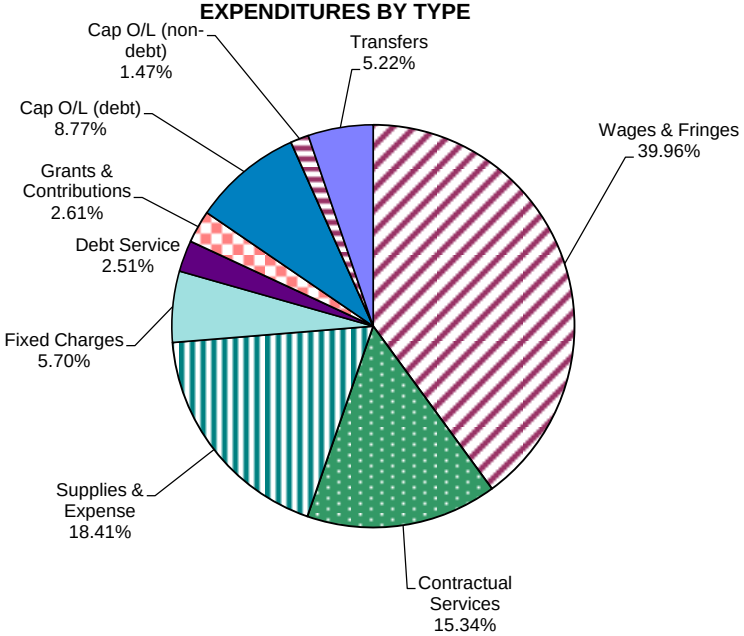

Uses			
Wages & Fringes	$	44,322,938	39.96%
Contractual Services		17,017,718	15.34%
Supplies & Expense		20,418,162	18.41%
Fixed Charges		6,323,546	5.70%
Debt Service		2,786,014	2.50%
Grants & Contributions		2,899,572	2.61%
Cap O/L (debt)		9,730,000	8.77%
Cap O/L (non-debt)		1,635,635	1.47%
Transfers		5,791,124	5.22%
	$	110,924,709	100.00%

WOOD COUNTY 2016 REVISED BUDGET EXPENDITURES BY TYPE

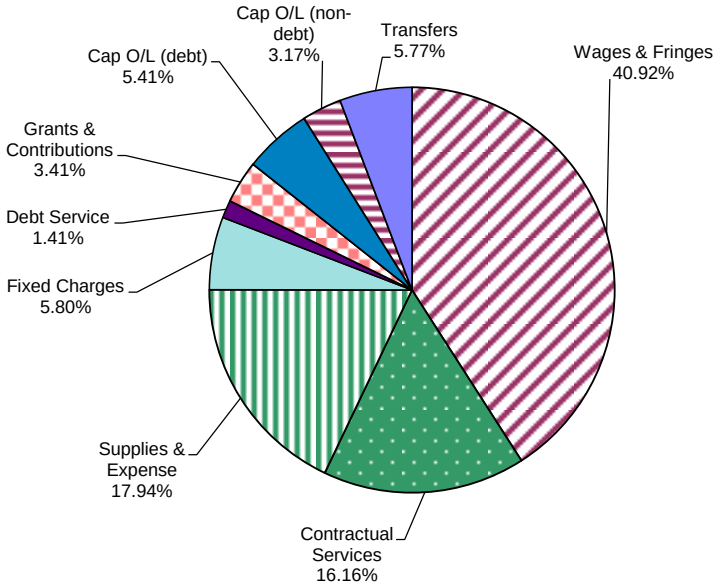

Uses			
Wages & Fringes	$	43,776,654	40.92%
Contractual Services		17,289,794	16.16%
Supplies & Expense		19,193,003	17.94%
Fixed Charges		6,208,668	5.80%
Debt Service		1,508,417	1.41%
Grants & Contributior		3,653,002	3.41%
Cap O/L (debt)		5,785,000	5.41%
Cap O/L (non-debt)		3,391,214	3.17%
Transfers		6,174,420	5.77%
	$	106,980,172	100.00%

WOOD COUNTY
EQUALIZED VALUATIONS AND BUDGETS HISTORY

EQUALIZED VALUES & COMPUTATION OF LEVIES

10/25/2016 14:41

Budget Year		Equalized Valuation	Change	Percentage Change	Total Levy	Mil Rate	Levy Increase (Decrease)
1998		2,644,117,600	167,951,700	6.78%	15,166,228	5.7358	705,260
1999		2,810,608,300	166,490,700	6.30%	16,073,759	5.7190	907,531
2000		2,968,558,750	157,950,450	5.62%	17,408,501	5.8643	1,334,742
2001		3,166,622,100	198,063,350	6.67%	18,526,656	5.8506	1,118,155
2002		3,308,997,500	142,375,400	4.50%	19,404,704	5.8642	878,048
2003		3,517,998,750	209,001,250	6.32%	20,691,180	5.8815	1,286,476
2004		3,633,278,650	115,279,900	3.28%	18,156,212	4.9972	(2,534,968)
2005		3,921,408,950	288,130,300	7.93%	19,563,489	4.9889	1,407,277
2006		4,039,296,950	117,888,000	3.01%	20,632,701	5.1080	1,069,212
2007		4,301,671,950	262,375,000	6.50%	21,341,443	4.9612	708,742
2008		4,486,873,550	185,201,600	4.31%	22,120,785	4.9301	779,342
2009		4,608,889,150	122,015,600	2.72%	22,384,341	4.8568	263,556
2010		4,579,362,650	(29,526,500)	-0.64%	22,258,674	4.8606	(125,667)
2011		4,596,721,050	17,358,400	0.38%	22,339,580	4.8599	80,906
2012		4,591,555,250	(5,165,800)	-0.11%	22,313,366	4.8597	(26,215)
2013		4,540,273,250	(51,282,000)	-1.12%	22,072,934	4.8616	(240,432)
2014		4,549,369,350	9,096,100	0.20%	22,089,008	4.8554	16,074
2015		4,578,092,050	28,722,700	0.63%	22,795,568	4.9793	706,560
2016		4,685,642,400	107,550,350	2.36%	23,382,027	4.9901	586,459
2017		4,712,966,200	27,323,800	0.60%	24,885,936	5.2803	2,090,368

Year		Equalized Valuation	5.3552051 Operating Tax Rate	Operating Levy	Reductions through Sales Tax and Levy Limits	Reduction in Op Tax Rate	Net Operating Levy	Net Operating Tax Rate	Debt Service Requirement	0.435731 Debt Service Levy Rate	Net Operating & Debt Svc Levy	Net Operating & Debt Levy Rate	Library Levy	Total Levy	Library Levy Rate	Equalized Value Without Library	Mil Rate
1999	Budget	2,810,608,300	5.3552051	15,051,384	-	-	15,051,384	5.3552051	1,022,375	0.3638	16,073,759	5.7190051	-	16,073,759	-	-	5.7190051
2000	Budget	2,968,558,750	5.3552051	15,897,241	-	-	15,897,241	5.3552051	1,006,260	0.3390	16,903,501	5.6942051	505,000	17,408,501	0.36034	1,401,442,600	6.0545481
2001	Budget	3,166,622,100	5.3552052	16,957,911	-	-	16,957,911	5.3552052	1,015,110	0.3206	17,973,021	5.6758052	553,635	18,526,656	0.36663	1,510,084,700	6.0424303
2002	Budget	3,308,997,500	5.3552051	17,720,360	-	-	17,720,360	5.3552051	1,128,820	0.3411	18,849,180	5.6963051	555,524	19,404,704	0.35572	1,561,692,300	6.0520243
2003	Budget	3,517,998,750	5.3552051	18,839,605	-	-	18,839,605	5.3552051	1,242,645	0.353225	20,082,250	5.7084301	608,930	20,691,180	0.37047	1,643,653,300	6.0789036
2004	Budget	3,633,278,650	5.3552051	19,456,952	(3,340,268)	(0.9193537)	16,116,684	4.4358514	1,423,890	0.391902	17,540,574	4.8277534	615,638	18,156,212	0.35645	1,727,114,800	5.1842080
2005	Budget	3,921,408,950	5.3552051	20,999,949	(3,626,710)	(0.9248487)	17,373,239	4.4303564	1,558,355	0.397397	18,931,594	4.8277534	631,895	19,563,489	0.34847	1,813,335,500	5.1762245
2006	Budget	4,039,296,950	5.5103503	22,257,941	(3,897,852)	(0.9649828)	18,360,089	4.5453675	1,629,130	0.403320	19,989,219	4.9486875	643,482	20,632,701	0.33845	1,901,241,300	5.2871411
2007	Budget	4,301,671,950	5.5418001	23,839,006	(4,959,615)	(1.1529505)	18,879,391	4.3888496	1,818,339	0.422705	20,697,730	4.8115546	643,713	21,341,443	0.31309	2,056,024,300	5.1246408
2008	Budget	4,486,873,550	5.5103500	24,724,244	(5,102,335)	(1.1371693)	19,621,909	4.3731807	1,842,431	0.410627	21,464,340	4.7838077	656,445	22,120,785	0.30345	2,163,273,600	5.0872575
2009	Budget	4,608,889,150	5.5103500	25,396,592	(5,337,061)	(1.1579929)	20,059,531	4.3523571	1,588,755	0.344715	21,648,286	4.6970721	736,055	22,384,341	0.33339	2,207,765,900	5.0304657
2010	Budget	4,579,362,650	5.5103500	25,233,891	(4,517,886)	(0.9865753)	20,716,005	4.5237747	801,500	0.175024	21,517,505	4.6987987	741,169	22,258,674	0.33578	2,207,280,200	5.0345825
2011	Budget	4,596,721,050	5.5103500	25,329,542	(4,500,475)	(0.9790620)	20,829,067	4.5312880	770,000	0.167511	21,599,067	4.6987990	740,513	22,339,580	0.33574	2,205,615,400	5.0345388
2012	Budget	4,591,555,250	5.5103500	25,301,076	(4,495,418)	(0.9790621)	20,805,659	4.5312879	735,000	0.160076	21,540,659	4.6913639	772,707	22,313,366	0.35351	2,185,843,800	5.0448691
2013	Budget	4,540,273,250	5.5103500	25,018,495	(4,184,688)	(0.9216820)	20,833,807	4.5886680	466,267	0.102696	21,300,074	4.6913640	772,860	22,072,934	0.36124	2,139,485,600	5.0526004
2014	Budget	4,549,369,350	5.5103500	25,068,617	(4,180,670)	(0.9189558)	20,887,947	4.5913942	454,800	0.099970	21,342,747	4.6913640	746,261	22,089,008	0.34456	2,165,807,900	5.0359240
2015	Budget	4,578,092,050	5.5103500	25,226,890	(4,207,064)	(0.9189557)	21,019,826	4.5913943	970,700	0.212032	21,990,526	4.8034263	805,042	22,795,568	0.37173	2,165,662,200	5.1751564
2016	Budget	4,685,642,400	5.5103500	25,819,530	(4,600,016)	(0.9817258)	21,219,514	4.5286242	1,309,712	0.279516	22,529,226	4.8081402	852,801	23,382,027	0.38329	2,224,942,500	5.1914315
2017	Budget	4,712,966,200	5.5103500	25,970,093	(4,546,872)	(0.9647580)	21,423,221	4.5455920	2,575,612	0.546495	23,998,833	5.0920870	887,103	24,885,936	0.39423	2,250,215,100	5.4863173

BUDGET SUMMARIES 2014 - 2000

	2016 Adopted	2015 Adopted	2014 Adopted	2013 Adopted	2012 Adopted	2011 Adopted	2010 Adopted	2009 Adopted	2008 Adopted	2007 Adopted	2006 Adopted	2005 Adopted	2004 Adopted	2003 Adopted	2002 Adopted	2001 Adopted
Uses																
Operating & Debt Svc	99,109,074	91,650,568	87,280,982	86,785,790	87,767,410	89,351,187	91,481,300	91,710,039	100,726,471	96,244,583	88,714,074	88,629,304	85,795,947	81,651,241	75,207,718	62,554,776
Outlay (debt funded)	9,730,000	8,586,917	4,622,720	6,021,886	3,113,804	2,103,322	1,783,972	1,829,619	2,249,291	2,778,076	4,512,778	2,833,780	3,273,272	3,531,569	7,044,403	5,841,222
Outlay (non-debt)	1,635,635															
Contingency	450,000	450,000	450,000	450,000	450,000	450,000	450,000	450,000	450,000	450,000	450,000	450,000	1,330,849	450,000	500,000	600,000
Total	110,924,709	100,687,485	92,353,702	93,257,676	91,331,214	91,904,509	93,715,272	93,989,658	103,425,762	99,472,659	93,676,852	91,913,084	90,400,068	85,632,810	82,752,121	68,995,998
Sources																
Revenues (incl debt)	77,410,674	71,390,762	66,364,339	66,174,858	66,466,887	68,447,154	70,253,235	71,092,854	78,442,416	76,121,033	72,448,504	69,498,288	70,213,054	60,299,444	60,555,299	47,510,626
Funds Applied	8,628,099	6,501,155	3,900,354	5,009,884	2,550,961	1,117,775	1,203,363	512,462	2,862,562	2,010,183	595,647	2,851,307	2,030,802	4,642,187	2,792,118	2,958,716
Tax Levy	24,885,936	22,795,568	22,089,009	22,072,934	22,313,366	22,339,580	22,258,674	22,384,342	22,120,784	21,341,443	20,632,701	19,563,489	18,156,212	20,691,179	19,404,704	18,526,656
Total	110,924,709	100,687,485	92,353,702	93,257,676	91,331,214	91,904,509	93,715,272	93,989,658	103,425,762	99,472,659	93,676,852	91,913,084	90,400,068	85,632,810	82,752,121	68,995,998

WOOD CO 2016 AND 2017 BUDGET
REVENUES BY FUNDING SOURCE

Account Number	10/25/2016 14:46 ACCOUNT TITLE	2013 ACTUAL	2014 ACTUAL	2015 ACTUAL	6/30/2015 ACTUAL	2016 ESTIMATED	2016 BUDGET	2017 BUDGET	Percent Increase (Decrease)
GENERAL FUND (101)									
TAXES									
41150	Taxes - County Share of Managed Forest Land	26,296	60,419	18,357	13,936	18,000	20,000	20,000	0.00%
41110	Taxes - State Special Charges	515	842	1,074		1,957	1,957	424	-78.33%
41120	Taxes - Tax Increments	-	1,981	-		-	-	-	N/A
41220	Taxes - General Sales and Retailers' Discount	201	181	185	64	180	180	180	0.00%
01-41230	Real Estate Transfer Fees	103,217	100,358	124,063	52,914	120,000	85,000	85,000	0.00%
41800	Taxes - Interest and Penalties on Taxes	423,014	490,099	413,624	219,620	380,000	360,000	378,000	5.00%
41910	Taxes - Payments in Lieu of Taxes	13,121	13,642	9,371	15,823	16,000	13,350	13,350	0.00%
	TOTAL TAXES	566,363	667,522	566,673	302,356	536,137	480,487	496,954	3.43%
INTERGOVERNMENTAL									
43300-002	#N/A	-	-	-	-	-	-	-	N/A
01-43528-000	State Aid-SARA Title III	32,604	33,004	32,635	-	33,250	33,250	33,250	0.00%
01-43243	#N/A	-	-	-	-	-	-	-	N/A
43552	#N/A	-	-	-	-	-	-	-	N/A
43410	State Shared Taxes-Shared Revenue	3,015,555	3,031,720	3,060,265		3,063,806	3,025,633	3,059,556	1.12%
43430	Other State Shared Taxes	214,123	244,949	294,361		294,141	280,000	291,141	3.98%
03-43210	Fed Aid Crime Witness Rights	-	-	2,039		-	-	-	N/A
02-43210	State Aid Victim Witness Task Force	-	-	-	-	1,250	-	1,250	N/A
01-43511	State Aid-Victim Witness	66,054	70,412	75,360		75,208	76,687	75,372	-1.71%
01-43512	State Grants-Courts	53,128	53,069	59,824	29,927	59,806	59,853	59,806	-0.08%
01-43512	State Grants-Courts	53,128	53,069	59,824	29,927	59,852	59,852	59,852	0.00%
02-43512	Adult Drug Treatment State Aid	103,506	104,018	104,006		104,006	104,006	140,000	34.61%
43512-000-000	State Grants-Courts	53,128	53,069	59,824	29,927	59,806	59,854	59,806	-0.08%
03-43512	State Grants-Courts	53,128	53,069	59,824	29,927	59,806	59,824	59,000	-1.38%
01-43514	#N/A	-	-	-	-	-	-	-	N/A
									N/A
02-43512-001	State Aid-Drug Court Enhancement	24,531	63,339	78,434	19,514	80,000	80,000	-	-100.00%
03-43514	Clerk of Courts State Aid Court Support Services	50,812	50,221	58,803		57,972	58,803	57,000	-3.07%
43519	#N/A	-	-	-	-	-	-	-	N/A
01-43521	State Aid - Law Enforcement	20,465	17,219	11,840	6,046	13,000	27,000	14,000	-48.15%
04-43521	State Aid-Traffic	36,798	-	80,050	22,216	35,000	57,972	7,500	-87.06%
06-43521	State Aid - Corrections	68,099	97,436	113,080	25,756	110,000	115,000	110,000	-4.35%
06-43211	SCAAP Grant	2,753	723	1,094		800	1,000	800	-20.00%
03-43523	State Aid-Indian Law Enforcement	18,027	18,027	18,027	18,027	18,027	18,000	18,000	0.00%
02-43528-001	State Grants-Emergency Management	71,741	85,515	70,526	93	56,000	56,000	56,000	0.00%
02-43528-003	State Aid - Pre-Disaster Mitigation Planning Grant	-	14,179	-	-	-	-	-	N/A
07-43214-000	#N/A	-	-	-	-	-	-	-	N/A
0	#N/A	-	-	-	-	-	-	-	N/A
0	#N/A	-	-	-	-	-	-	-	N/A
									N/A

WOOD CO 2016 AND 2017 BUDGET
REVENUES BY FUNDING SOURCE

Account Number	10/25/2016 14:46 ACCOUNT TITLE	2013 ACTUAL	2014 ACTUAL	2015 ACTUAL	6/30/2015 ACTUAL	2016 ESTIMATED	2016 BUDGET	2017 BUDGET	Percent Increase (Decrease)
01-43551	State Grants-Health Other	93,084	72,820	75,399	33,560	67,630	84,986	67,843	-20.17%
02-43554	State Grants-Health WIC Program	289,438	313,081	338,146	158,355	337,900	348,951	345,858	-0.89%
43555	#N/A	-	-	-	-	-	-	-	N/A
43556	#N/A	-	-	-	-	-	-	-	N/A
03-43557	State Aid-Health Consolidated Grant	94,688	91,716	82,167	26,797	69,879	71,916	69,879	-2.83%
43558	#N/A	-	-	-	-	-	-	-	N/A
43559	#N/A	-	-	-	-	-	-	-	N/A
02-43569	State Aid-Veterans Service Officer	11,500	11,500	11,500	812	8,817	11,500	11,500	0.00%
01-43571	State Grants-UW Extension	2,688	5,682	-		-	2,688	-	-100.00%
04-43571	State Aid-Clean Sweep	-	-	1,500	29,834	29,834		6,000	#VALUE!
43572	State Aid-ATV Maint	-	-	-	-	-	-	-	N/A
43574	State Aid-Snowmobile Trail Maint	-	-	-	-	-	-	-	N/A
43575	St Aid ATV Construct	-	-	-	-	-	-	-	N/A
01-43576	#N/A	-	-	-	-	-	-	-	N/A
43580	0	-	-	-	-	-	-	-	N/A
43581	State Aid Planning & Zoning	3,750	-	3,570	-	-	-	-	N/A
01-43581	State Grants-Forestry	38,495	39,272	41,881	42,413	42,413	44,080	44,080	0.00%
01-43578	State Grants-Education	-	2,770	-	-	-	-	-	N/A
03-43586-481	State Grants-Wildlife Damage Abatement	39,885	40,502	147,145		55,181	55,416	58,832	6.16%
43640	State Aid- Managed Forest Lands	20,668	20,652	20,471	300	20,000	20,000	20,000	0.00%
43691	911 Grant	-	-	-	-	-	-	-	N/A
	TOTAL INTERGOVERNMENTAL	4,531,772	4,641,032	4,961,595	503,428	4,813,384	4,812,271	4,726,325	-1.79%
LICENSES & PERMITS									
01-44100	Licenses/Permits - Business and Occupational	179,418	178,285	172,267	128,187	174,104	170,000	170,000	0.00%
01-44200	Licenses/Permits - ML & DP Fees	13,418	12,988	13,708	4,921	12,500	12,500	12,500	0.00%
01-44201	Licenses/Permits - Dog License Fund	1,000	1,000	1,000		1,000	1,000	1,000	0.00%
44200	Licenses/Permits - Humane Officer Nonbusiness	10,000	10,000	10,000		10,000	10,000	10,000	0.00%
44410	Licenses/Permits - County Planner Document Sales	96	-	-	-	-	-	-	N/A
01-44410	Licenses/Permits - EH Adams/Juneau	-	-	-	-	-	-	154,658	N/A
44411	Plat Review Fees P&Z	2,145	1,780	1,460	895	1,600	1,500	1,650	10.00%
01-44413	Licenses/Permits - Animal Waste Ordinance Permit	600	600	600	600	600	600	600	0.00%
07-44413	Licenses/Permits - Land/Water Conserv Nonlapsing	1,350	9,177	7,865	1,170	2,600	1,000	1,000	0.00%
44413	Shoreland zoning fees & permits	2,145	3,065	2,160	1,149	2,250	2,250	2,250	0.00%
	TOTAL LICENSES	210,171	216,896	209,060	136,922	204,654	198,850	353,658	77.85%
FINES & FORFEITURES									
01-45110	Fines/Forfeitures - Circuit Court Branch I Violat	2,339	2,074	1,387	373	1,273	2,500	1,700	-32.00%
01-45120	Fines/Forfeitures - Share of State Victim Witness	7,575	10,158	12,857	4,437	8,900	7,000	10,000	42.86%
03-45115	Fines/Forfeitures - Share of Occupational Driver	400	320	260	140	200	200	200	0.00%
03-45120	Fines/Forfeitures - Share of State County	157,358	143,554	128,422	60,102	133,822	150,000	140,000	-6.67%
45120	Fines/Forfeitures - Share of State District Atty	7,575	10,158	12,857	4,437	9,000	7,500	9,000	20.00%
01-45123	Fines/Forfeitures - County Parks Violation Fee	750	925	1,075	200	750	750	750	0.00%
45129	Dog Licensing Tax	781	-	-		-	-	-	N/A
03-45130	Fines/Forfeitures - County Revenue	121,214	127,297	121,673	50,775	117,123	130,000	120,000	-7.69%
	TOTAL FINES & FORFEITURES	297,990	294,486	278,531	120,464	271,068	297,950	281,650	-5.47%

Account Number	10/25/2016 14:46 ACCOUNT TITLE	2013 ACTUAL	2014 ACTUAL	2015 ACTUAL	6/30/2015 ACTUAL	2016 ESTIMATED	2016 BUDGET	2017 BUDGET	Percent Increase (Decrease)
PUBLIC CHARGES FOR SERVICES									
01-46143	Other Professional Reimbursements	-	423	645	238	-	500	-	-100.00%
01-46110	Public Charges-County Clerk Passports	12,960	16,305	21,530	13,295	26,000	12,800	20,000	56.25%
01-46191	Public Charges-Clerk	8,540	8,320	8,800	3,200	8,000	8,000	8,000	0.00%
01-46192	DMV Services	6,334	7,464	8,112	3,981	8,100	5,000	7,000	40.00%
01-46194	County Clerk Copy Fees	7,254	2,442	407	211	400	500	400	-20.00%
03-46141	Public Charges-Clerk	12,543	12,527	12,500	10,153	12,540	12,500	6,000	-52.00%
01-46130	Public Chgs-Reg of Deeds	315,622	283,123	281,508	142,470	292,000	309,000	309,000	0.00%
02-46130	Public Chgs-Redaction	62,375	51,710	-	-	-	-	-	N/A
01-46144	Court Fees and Costs-Circuit Court Br I	21,866	27,534	23,409	10,293	28,600	28,600	28,600	0.00%
02-46146	Public Charges for Services-Drug Court	5,250	5,007	4,514	2,820	5,640	5,842	4,835	-17.24%
03-46140	Public Charges-Court Fees	172,857	173,001	171,779	73,294	171,980	190,000	172,000	-9.47%
02-46141	Family Counseling Fees Filing Fees	6,425	7,467	6,745	3,650	8,590	7,000	9,000	28.57%
03-46142	Clerk of Courts Attorney Fee Reimbursement	40,248	33,413	32,254	11,492	25,321	32,000	25,000	-21.88%
02-46143	Other Prof Reim-Clerk of Courts-Family Counseling	-	20	1,385	2,140	4,940	300	5,000	1566.67%
46143-000-000	Other Professional Reimbursements	775	679	313	75	700	500	500	0.00%
01-46210	Sheriff-Public Charges	1,645	1,336	175	176	250	1,500	500	-66.67%
01-46211	Sheriff Revenue-Civil Process Fees	63,575	60,502	56,260	28,190	56,380	65,000	60,000	-7.69%
01-46212	Sheriff Cost Reimbursement/Witness Fees	50,383	53,487	52,285	20,844	52,000	55,000	53,000	-3.64%
01-46214	Reserve Deputy Revenue	9,756	10,174	10,101	1,384	10,200	12,000	12,000	0.00%
04-46215	Public Charges-Sheriff Prisoner Bounties	26,227	35,955	28,595	8,190	28,600	35,000	30,000	-14.29%
01-46216	Restitution	222	434	1,179	15	100	2,500	600	-76.00%
06-46216	Restitution	886	998	-		-		-	#VALUE!
01-46217	OWI Restitution	930	858	1,523	983	1,966	1,000	1,500	50.00%
10-46241	Jail Surcharge	45,418	43,814	40,829	17,501	42,003	45,000	42,000	-6.67%
01-46143	Other Professional Reimbursements	100	431	393	113	375	375	390	4.00%
06-46242	Jail-Board of Prisoners Meals	82,753	71,017	54,284	33,483	80,360	100,000	80,000	-20.00%
06-46243	Inmate Booking/Processing Fee	24,312	19,964	19,909	9,239	22,174	25,000	23,000	-8.00%
08-46242	Electronic Monitoring-Public Charges	162,578	146,350	152,809	52,420	125,808	182,044	182,044	0.00%
06-46244	Jail-Other County Transports	22,303	20,846	19,351	8,518	20,444	27,000	22,000	-18.52%
06-46245	Jail Stay Fee	24,094	21,640	26,669	18,117	43,481	85,410	44,895	-47.44%
01-46510	Public Charges-Health	58,108	53,585	34,154	11,724	15,085	40,000	15,500	-61.25%
04-46510	Public Charges Public Health	42,885	43,281	51,359	21,250	43,136	40,000	50,000	25.00%
01-46721	County Parks Revenue	441,067	452,481	476,331	206,430	455,000	425,000	475,000	11.76%
01-46813	County Forest Revenue	510,423	390,673	639,801	227,394	450,000	365,000	385,000	5.48%
46143	District Attorney Public Charges	8,225	6,892	6,612	3,350	6,800	7,000	7,000	0.00%
46194	Co Treas-Copy and Fax Fees	21	9	4	3	50	10	10	0.00%
46140	Court Fees and Costs	5,850	3,500	3,150	3,700	5,000	2,000	3,000	50.00%
46196	Public Charges-Human Resources	1,416	867	654	30	255	400	400	0.00%
01-46110	Public Charges-Systems Tax List	630	102	60	45	-		-	#VALUE!
46121	Treasurer Fees-Redemption Notices	3,341	4,435	3,725	1,558	2,500	2,500	2,500	0.00%
46122	Public Charges-Property Conversion Charges	-	-	45	2,409	2,409	100	100	0.00%
01-46771	UW-Extension Publication Revenue	121	60	-		-	150	-	-100.00%
04-46772-001	UW-Extension Project Revenue-Soils	1,564	2,152	3,681	522	1,000	3,000	2,000	-33.33%
01-46772-005	Kitchen & Demonstration Materials	-	-	56		-		-	#VALUE!
04-46772-007	UW-Extension Project Revenue-Groundwater	212	69	3		100	200	100	-50.00%
04-46772-008	UW-Extension Project Revenue-Master Gardener	1,290	2,000	-		1,000	1,500	1,000	-33.33%
04-46772-009	Contributions for Parenting Newletter	4,463	7,169	-		-		-	#VALUE!
01-46772-010	BELL	529	328	-	57	250	1,000	1,000	0.00%
04-46772-004	UW Ext Project Rev Ag Programs	4,275	-	-	223	223	-	-	N/A

Account Number	10/25/2016 14:46 ACCOUNT TITLE	2013 ACTUAL	2014 ACTUAL	2015 ACTUAL	6/30/2015 ACTUAL	2016 ESTIMATED	2016 BUDGET	2017 BUDGET	Percent Increase (Decrease)
04-46772-011	UW Extension Project Revenue-4H Community Youth Fu	-	-	4,300	795	795	-	-	N/A
04-46772-013	Family Living Programs	-	2,647	3,800	1,500	1,500	3,000	-	-100.00%
46221	Public Chgs-Cremation	50,115	67,755	60,970	19,600	66,000	66,000	66,000	0.00%
46230	Public Chgs-Death Certificates	-	-	6,500	6,800	14,400	14,400	15,000	4.17%
01-46825-001	Public Charges-Land Cons HSWS				7,776	7,776		4,800	#VALUE!
	TOTAL PUBLIC CHARGES	2,322,762	2,155,247	2,333,468	991,648	2,150,231	2,220,631	2,175,674	-2.02%
INTERGOVERNMENTAL CHARGES									
01-47210	State Chgs-Interpreter Reimbursement		-	-	180	700		700	#VALUE!
01-47250	Intergovernment Charges-State	645	660	-		-	-	-	N/A
02-47415	Local Department Charges-Systems	123,493	125,511	127,413	44,482	123,000	124,000	130,000	4.84%
01-47320	Local Government Charges-Public Safety	29,244	27,294	26,326	15,124	30,100	32,000	32,000	0.00%
47321	Local Government Charges-Public Safety	-	137	-	-	-	-	-	N/A
47421	Local Department Charges-Public Safety	91	347	-		-	-	-	N/A
01-47350	Intergovernment Charges-Sanitation	18,405	18,259	19,521	15,060	20,323	18,200	21,050	15.66%
47351	Local Govmt Chgs-Planning Assistance	-	-	67,436		-	4,000	-	-100.00%
03-47391-000	Local Government Chgs-BNI(Mat'ls)	16,911	2,117	3,418	2,493	4,500	3,500	3,500	0.00%
03-47392-000	Local Government Chgs-BNI(Staff)	819	590	792	89	200	1,250	1,250	0.00%
04-47393-000	Local Government Chgs-Work Relief	1,790	1,638	2,466	1,225	2,500	2,000	3,500	75.00%
02-47395-000	Intergovernment Chgs-EM Vehicles	7,104	8,223	5,144	3,063	4,500	4,500	4,500	0.00%
02-47396-000	Intergovernmental Chgs-EM Equipment	619	295	693	495	500	500	800	60.00%
47410	Local Department Charges-Gen Government	591	418	665	216	700	700	700	0.00%
04-47410	Family Court Commissioner Local Dept Charges	16,374	9,469	5,719	1,941	4,420	7,000	-	-100.00%
03-47411	Local Dept Charges-Clerk of Courts	16,266	13,018	11,009	4,642	5,000	6,000	2,000	-66.67%
2302-47412	Local Dept Chgs-Ins	523,272	500,434	543,886	486,095	487,000	486,174	486,200	0.01%
47413	Corporation Counsel Local Department Charges	13,280	12,251	11,316	5,073	12,000	12,500	12,500	0.00%
01-47415	Local Department Charges-Systems	7,920	7,920	8,444	3,300	13,920	13,920	13,000	-6.61%
47421	Local Department Charges-Public Safety	91	347	-		-		-	#VALUE!
47421	Local Department Charges	-	3,271	10,841	2,515	5,000	5,000	5,000	0.00%
01-47421	Local Department Charges-Public Safety	6,817	7,224	8,926	2,830	5,660	18,000	12,000	-33.33%
04-47421	Departmental Charges-Traffic	10,411	9,903	9,570	9,900	9,900	10,000	10,000	0.00%
01-47410	Intergovernment Charges-Adams/Juneau	-	-	-	-	-	-	40,360	N/A
01-47440	Local Department Charges-Sanitation	1,881	3,369	3,031	3,298	3,298	2,800	3,298	17.79%
01-47360	Intergovernment Charges-Radon JIC	-	-	-	-	-	-	6,996	N/A
47410	Local Gov Planning Assistance	-	-	-	6,237	6,237		-	#VALUE!
	TOTAL INTERGOVERNMENTAL CHARGES	796,023	752,697	866,617	608,258	739,458	752,044	789,354	4.96%
MISCELLANEOUS									
1907-48000	Miscellaneous	1,076	677	1,453		-	500	-	-100.00%
01-48200	Forestry DNR Lease Revenue	8,156	8,156	-	16,311	16,311	16,503	16,311	-1.16%
01-48100	Register of Deeds Interest Revenue	26	20	56	9	21	-	20	N/A
48113	Unrealized Gain/Loss on Investment-ICM	(74,345)	25,929	(11,367)	10,197	40,000	40,000	40,000	0.00%
48114	Investment Income	51,384	72,919	48,881	34,704	80,000	100,000	80,000	-20.00%
48115	Interest-General Investment	14,838	14,780	28,280	5,095	25,000	25,000	25,000	0.00%
48116	Interest-Section 125	2	1	1	0	2	3	3	0.00%
03-48117	Interest-Clerk of Courts	392	308	348	153	360	300	300	0.00%
48200	Tower Rental Income	74,112	73,400	70,854	42,077	84,000	73,000	85,260	16.79%
48300	Gain on Sale of Prop-Tax Deed	(21,216)	80,924	20,968	(22,138)	(50,000)	20,000	20,000	0.00%

Account Number	10/25/2016 14:46 ACCOUNT TITLE	2013 ACTUAL	2014 ACTUAL	2015 ACTUAL	6/30/2015 ACTUAL	2016 ESTIMATED	2016 BUDGET	2017 BUDGET	Percent Increase (Decrease)
01-48900	Sheriff Dept Miscellaneous Revenue	43	30	-		-		-	#VALUE!
04-48300-000	Wood Sales	4,438	4,775	230		-	1,000	1,000	0.00%
06-48300-000	Property Sales-Highway Safety	40	-	-	-	-	-	-	N/A
02-48320-000	Property Sales-Surplus Property	85	1,257	145	210	700	500	500	0.00%
06-48500-000	Donations & Contributions-Highway Safety					-	1,500	1,500	0.00%
03-48500	Vets Donations for Outreach & Grave Flags/holders	-	350	-	200	600	250	250	0.00%
02-48501	Donations & Contributions-Task Force	1,720	1,388	1,375	640	-	1,600	-	-100.00%
02-48500-000	Donations & Contributions	-	1,450	(1,400)	950	950	-	-	N/A
01-48440	Insurance Recoveries	5,694	3,401	-	-	-	-	-	N/A
2302-48440	Insurance Recoveries-Other	21,244	21,123	20,357	20,175	20,175	12,000	12,000	0.00%
01-48440	Insurance Recoveries	-	7,008	-		-		-	#VALUE!
48500	Dispatch Donations	(58)	20	-		-	-	-	N/A
01-48300	Sheriff-Property Sales	2,673	1,615	4,655		-		-	#VALUE!
48500	Human Resources Miscellaneous Revenue	2,179	2,466	3,294	-	50	-	-	N/A
01-48000	County Parks Miscellaneous Revenue	625	-	-	-	-	-	-	N/A
04-48500	Dental Sealants Donations & Contributions	39,519	43,616	66,459	7,097	41,597	38,500	48,500	25.97%
01-48502	Veterans Loan Repayment	1,261	560	803	340	1,340	-	-	N/A
01-48540	Public Health Private Grants-Other	263,494	127,625	33,218	58,163	186,577	50,000	85,402	70.80%
04-48500-000	Clean Sweep	-	-	-		-	500	-	-100.00%
48900	Miscellaneous Revenue	999	2,201	7,552	76	150	300	300	0.00%
01-48500-002	Donations & Contributions-FEDS				1,000	1,000		-	#VALUE!
48900	PSC Grant	1,907	80	-	-	-	-	-	N/A
	TOTAL MISCELLANEOUS	400,287	496,079	296,162	175,258	448,833	381,456	416,346	9.15%
OTHER FINANCING SOURCES									
01-49210	Sheriff Admin Transfer	-	97,000	-		-		-	#VALUE!
06-49210	Transfer from General Fund			-	-	90,000	155,893	188,969	21.22%
01-49110-000	UW Ext-Proceeds from LT Debt	-	-	11,114		-		-	#VALUE!
49220	Transfer from Special Revenue Fund	5,480,562	6,270,659	5,691,874		4,471,887	5,837,422	5,330,606	-8.68%
01-49220	Transfer from Special Revenue	7,242	3,657	14,673		11,344	11,344	14,913	31.46%
	OTHER FINANCING SOURCES	5,487,804	6,371,316	5,717,660	-	4,573,231	6,004,659	5,534,488	-7.83%
	TOTAL GENERAL FUND	14,613,171.33	15,595,275.46	15,229,764.03	2,838,335.12	13,736,996	15,148,348	14,774,449	-2.47%
HIGHWAY GOVERNMENTAL									
INTERGOVERNMENTAL									
10-43531	State Aids-Transportation	-	1,622,281	1,721,330	418,584	1,674,335	1,700,000	1,674,335	-1.51%
10-43531	State Aids-Transportation	1,680,780	-	-	-	-	-	-	
10-43534	State Aid-LRIP	-	414,699	-	-	-	-	-	
10-43534	State Aid-LRIP	247,479	-	-	-	-	-	-	N/A
	TOTAL INTERGOVERNMENTAL	1,928,259	2,036,980	1,721,330	418,584	1,674,335	1,700,000	1,674,335	
LICENSES & PERMITS									
10-44101	Licenses/Permits - Hwy Gov't Utility	-	1,470	1,050	1,150	1,050	300	1,050	250.00%
10-44101	Licenses & Permits-Utility	750	-	-	-	-	-	-	N/A
10-44102	Licenses/Permits - Hwy Gov't Driveway	-	840	860	700	860	1,200	860	-28.33%
10-44102	Licenses & Permits--Driveway	970	-	-	-	-	-	-	N/A
10-44260	Licenses/Permits - Hwy Gov't Moving	-	1,375	1,025	125	1,025	1,100	1,025	-6.82%
10-44260	Licenses & Permits--Moving	1,413	-	-	-	-	-	-	N/A

Account Number	10/25/2016 14:46 ACCOUNT TITLE	2013 ACTUAL	2014 ACTUAL	2015 ACTUAL	6/30/2015 ACTUAL	2016 ESTIMATED	2016 BUDGET	2017 BUDGET	Percent Increase (Decrease)
	TOTAL LICENSES & PERMITS	3,132.50	3,685.00	2,935.00	1,975.00	2,935.00	2,600.00	2,935.00	
INTERGOVERNMENTAL CHARGES									
10-47210	Intergov Charges-State	289,497	-	-	-	-	-	-	N/A
10-47231-101	Intergov Charges-State Supervision	-	92,108	108,834	49,012	108,835	132,000	108,835	-17.55%
10-47231-101	Intergov Charges-State Supervision	88,889	-	-	-	-	-	-	N/A
10-47231-102	Intergov Chages-State Records & Reports	-	65,001	66,904	28,215	66,905	55,000	66,905	21.65%
10-47231-102	Intergov Chages-State Records & Reports	56,588	-	-	-	-	-	-	N/A
10-47231-103	Intergov Chages-State General Liability					-	15,000	-	-100.00%
10-47470	Intergov Charges-Dept Bituminous	-	1,240,647	3,416,358	814,627	3,415,000	3,689,200	3,415,000	-7.43%
10-47470	Intergov Charges-Dept Bituminous	1,362,460	-	-	-	-	-	-	N/A
50-47332	Revenue from Districts-Roads	-	507,920	374,283		374,280	344,627	377,467	
60-47333	Revenue from Districts-Bridges	-	61,119	99,302	2,254	41,575		-	
	TOTAL INTERGOVERNMENTAL CHARGES	1,797,435	1,966,795	4,065,681	894,107	4,006,595	4,235,827	3,968,207	
MISCELLANEOUS									
10-48340	Sale of Salvage & Waste-Culverts	-	-	167	3,446	3,500		3,500	
10-48500	Misc Revenue-Contributions	-	350,000	-	-	-	-	-	
	TOTAL MISCELLANEOUS	-	350,000	167	3,446	3,500	-	3,500	
OTHER FINANCING SOURCES									
10-49210	Transfer From Other Funds	-	-	120,000	-	-	-	-	
10-49260	Transfer From-Other Funds	-	513,104	-	-	-	-	-	
40-49260	Transfer from Other Funds	-	(73,564)	-	-	-	-	-	
50-49260	Transfer from Other Funds	-	500,549	-	-	-	-	-	
60-49260	Tranfer from Other Funds	-	(287,904)	-	-	-	-	-	N/A
	TOTAL OTHER SOURCES	19,109	652,185	120,000	-	-	-	-	
	TOTAL HIGHWAY GOVERNMENTAL	3,747,935	5,009,645	5,910,113	1,318,111	5,687,365	5,938,427	5,648,977	
	TOTAL GENERAL FUND	18,361,106	20,604,920.33	21,139,876.55	4,156,446.51	19,424,361	21,086,775	20,423,426	
SPECIAL REVENUE FUNDS									
HUMAN SERVICES (211)									
INTERGOVERNMENTAL									
01-43561-000	CW Prior Year Adjustment	(314)	56	-	-	-	-	-	N/A
01-43561-306	State Aid BCA OPC MH	47,586	47,586	47,586	41,175	47,586	47,586	47,586	0.00%
01-43561-324	State Aid State/Co Match OPC MH	1,207	1,972	1,899	131	-	3,790	-	-100.00%
01-43561-360	CW IVE Youth Indep Living	32,487	26,487	7,078	2,903	6,578	33,975	-	-100.00%
01-43561-341	CW Post-Reunificaiton Support	-	23,484	56,759	12,649	50,000	70,000	50,000	-28.57%
01-43561-396	CW Foster Parent IV Foster Parent Training	-	3,351	3,312	665	4,000	6,474	4,000	-38.21%
01-43561-377	State Aid-Basic County Allocation	220,549	213,212	243,576	97,080	210,000	244,244	208,490	-14.64%
01-43561-380	CW Kinship Care Assessments	21,018	19,900	18,113	360	19,443	18,113	19,443	7.34%
01-43561-398	WIMCR-FFP	2,884	900	-		5,557	3,848	-	-100.00%
01-43561-561	CW Children & Families Allocation	1,127,566	1,126,415	1,177,872	310,392	1,191,438	1,180,197	1,191,438	0.95%
01-43561-573	CW TPR Adoption Services	301	-	-	-	-	-	-	N/A
01-43561-604	CW SACWIS	2,644	1,787	-		10,053	10,053	10,053	0.00%
01-43561-700	Children First	5,731	14,616	7,946	1,402	3,726	18,000	10,000	-44.44%
01-43561-966	CW Healthcheck	51,195	30,116	-	-	-	-	-	N/A
05-43560-400	Youth Aids Capacity Intervention	21,320	9,610	18,700		30,730	30,730	32,940	7.19%

WOOD CO 2016 AND 2017 BUDGET
REVENUES BY FUNDING SOURCE

Account Number	10/25/2016 14:46 ACCOUNT TITLE	2013 ACTUAL	2014 ACTUAL	2015 ACTUAL	6/30/2015 ACTUAL	2016 ESTIMATED	2016 BUDGET	2017 BUDGET	Percent Increase (Decrease)
05-43560-401	Youth Aids Office of Justice Assistance Grant	30,792	15,399	4,486		-		-	#VALUE!
05-43561-415	Youth Aids Community Allocation	1,008,040	1,072,339	1,047,278	593,289	1,186,448	1,154,972	1,186,448	2.73%
05-43561-418	Youth Aids AODA Counseling	26,960	24,264	22,634	11,195	22,390	22,633	22,390	-1.07%
05-43561-810	Coordinated Service Team	68,440	-	-	-	-	-	-	N/A
10-43561-831	ChildCare Certification	43,422	29,298	49,729	27,495	63,128	45,000	60,000	33.33%
10-43561-840	ChildCare Fraud	11,310	6,614	2,121	653	1,560	3,500	2,000	-42.86%
10-43561-852	ChildCare Admin & Operations	128,612	178,202	92,234	42,818	90,646	95,000	85,000	-10.53%
13-43567-472	State Grants-Aging Transportation	127,191	127,191	127,191	127,191	127,191	127,191	127,191	0.00%
13-43567-572	State Grants-Aging Transp	68,487	66,189	59,493	55,966	55,966	59,493	64,745	8.83%
20-43561-283	ESS IM GPR Available Allocation	275,869	292,082	275,538	299,687	300,104	275,538	300,104	8.92%
20-43561-291	ESS TPL MA Refund	-	-	-	-	19,660	-	20,000	N/A
20-43561-294	ESS IM 50% Fed Match MA/FS	691,407	696,660	711,791	299,312	710,000	706,000	710,000	0.57%
20-43561-297	ESS PPACA	17,057	120,856	157,575	51,809	117,903	145,000	115,000	-20.69%
20-43561-600	ESS Prior Year Adjustment	(957)	3,008	-	-	-	-	-	N/A
20-43561-965	ESS FS Agency Incentives	5,121	16,811	15,981		-	3,000	-	-100.00%
20-43561-980	ESS MA Agency Incentives	5,802	17,055	13,642		-	1,500	-	-100.00%
25-43561-230	FSET Contract	113,845	110,038	944,903	604,821	1,782,400	2,591,037	2,211,889	-14.63%
30-43561-232	Cost Share-Residential	223,924	219,814	276,995	117,629	371,090	633,686	589,430	-6.98%
35-43561-441	LIHEAP 10/1/13 to 9/30/14 Fed	41,687	-	-		-		-	#VALUE!
35-43561-442	Mobile Crisis-Insurance	96,393	141,040	129,730	54,600	132,426	138,065	152,875	10.73%
40-43561-000	WIMCR-FFP	-	-	4,439		-		-	#VALUE!
40-43561-684	Mobile Crisis-Insurance	27,057	-	-		26,491	27,740	26,491	-4.50%
40-43561-550	State Aid-Birth to Three	116,173	116,173	116,173	116,173	116,173	116,173	116,173	0.00%
40-43561-900-400	Grants-Birth to Three	8,443	-	-	-	-	-	-	N/A
45-43561-561	State Aid-FFP	-	-	-	-	34,533	-	34,533	N/A
45-43561-377	State Aid - HS CCOP	85,986	87,730	80,783	24,519	91,595	86,461	91,595	5.94%
45-43561-810	Community Support Team	-	60,062	68,684	16,459	64,070	68,664	60,000	-12.62%
50-43561-830	CLTS Admin, Autism - 879	4,036	7,509	7,606	1,188	4,500	4,500	-	-100.00%
50-43561-833	CLTS Admin, DD & PD - 876	22,617	29,027	30,358	8,991	24,800	21,000	24,800	18.10%
50-43561-845	Children's Waivers PD	4,757	-	-	-	-	-	-	N/A
55-43561-561	Ho Chunk Donations	213,372	217,015	200,437	46,928	217,015	217,015	217,015	0.00%
55-43561-602	State Aid-State/County Match	29,047	-	-		-		-	#VALUE!
55-43561-603	State Aid - Mental Health Block Grant	24,009	23,516	23,516	23,516	23,516	23,516	23,516	0.00%
55-43561-684	State Aid - CSP Case Management FFP	90,581	-	16,578		98,951	112,260	98,951	-11.86%
60-43561-561	Outpatient Clinic MH-BCA	75,907	95,772	51,565	20,699	95,722	95,722	231,831	142.19%
60-43561-602	Outpatient Clinic MH-County Match	20,007	-	-	-	-	-	-	N/A
60-43561-684	State Aid - FFP	(3,917)	-	44,207		48,628	38,880	48,628	25.07%
65-43561-000	Norwood State Aid-DCF	-	-	71,071	-	110,000	-	110,000	N/A
65-43561-517	State Aid-CMH	39,783	39,783	39,783		-		-	#VALUE!
65-43561-561	CCS BCA	115,001	137,843	137,843	29,807	137,843	137,843	137,843	0.00%
65-43561-570	CCS WIMCR	-	-	-	-	65,000	-	65,000	N/A
65-43561-602	CCS-County Match	22,924	-	-		-		-	#VALUE!
70-43561-516	State Aid - HS CMHP				34,084	39,783		39,783	#VALUE!
70-43560-000	GWAAR Elder Abuse Grant	29,537	29,537	29,537	13,384	29,537	29,537	29,537	0.00%
70-43561-684	Human Services- -State Aid-FFP	8,094	-	(1,733,667)		27,797	6,000	27,797	363.28%
70-43561-312	State Aid-APS	73,435	72,714	73,436	30,600	73,435	73,435	73,435	0.00%
70-43561-517	State Aid - CMH	-	-	-	-	-	39,783	-	-100.00%
70-43561-560	Crisis Legal Services BCA	173,416	-	1,733,667		-		-	#VALUE!
70-43561-561	Crisis Legal Services State Aid	34,326	228,886	228,886	49,491	228,868	228,886	228,868	-0.01%
70-43561-602	Crisis Legal Services County Match	20,710	-	-		-		-	#VALUE!
75-43561-367	COP Contract	175,480	175,419	175,481		-	175,481	-	-100.00%

Account Number	10/25/2016 14:46 ACCOUNT TITLE	2013 ACTUAL	2014 ACTUAL	2015 ACTUAL	6/30/2015 ACTUAL	2016 ESTIMATED	2016 BUDGET	2017 BUDGET	Percent Increase (Decrease)
75-43561-368	-	-	-	-	-	-	-	-	N/A
75-43561-516	State Aid - HS CMHP	72,665	72,665	72,665	133,137	248,146	72,665	242,281	233.42%
75-43561-561	State Aid Basic County Allocation	386,578	436,528	436,528	94,395	436,528	436,528	436,528	0.00%
75-43561-569	State Aid-MH Block Grant	15,184	15,677	15,677	15,677	15,677	15,677	15,677	0.00%
75-43561-602	State Aid/County Match	49,450	-	-	-	-	-	-	N/A
80-43561-039	IDP/Vivitrol Grant Revenue	22,449	11,880	6,885	3,624	7,000	18,000	-	-100.00%
80-43561-561	Outpatient Clinic-AODA BCA	84,472	99,448	85,110	21,505	99,448	99,448	99,448	0.00%
80-43561-567	Outpatient Clinic-AODA IDP State Aid	68,368	109,016	122,616		65,000	65,000	80,000	23.08%
80-43561-570	Outpatient Clinic-AODA Block Grant	64,281	64,281	64,281	64,281	64,281	64,281	64,281	0.00%
80-43561-602	Outpatient Clinic-AODA County Match	15,005	-	-		-		-	#VALUE!
80-43561-684	State Aid - FFP	(1,843)	-	14,338		15,771	12,120	15,771	30.12%
85-43561-561	Outpatient Clinic-Day Tx Basic County Allocation	56,930	71,791	71,791	15,524	71,791	71,791	71,791	0.00%
85-43561-602	Outpatient Clinic-Day Tx State/County Match	15,005	-	-		-		-	#VALUE!
85-43561-684	State Aid - FFP	1,711	-	-		21,430	3,000	21,430	614.33%
90-43561-561	AODA-CBRF State Aid-Basic County Allocation	115,417	136,109	136,109	29,432	136,109	136,109	-	-100.00%
90-43561-567	AODA-CBRF State Aid-IDP Emergency Funds	-	-	7,800		-	2,000	-	-100.00%
90-43561-570	AODA-CBRF State Aid-Alcohol & Drug Block Grant	64,281	64,281	64,281	64,281	64,281	64,281	-	-100.00%
90-43561-602	AODA-CBRF State Aid-County Match	20,710	-	-		-		-	#VALUE!
95-43561-561	State Aid Basic County Allocation	46,354	46,581	46,581	10,073	46,581	46,581	110,862	138.00%
95-43561-567	State Aids-IDP Emergency Funds	-	-	-	-	-	2,000	-	-100.00%
99-43561-561	State Aid-Administration BCA	1,007,094	1,008,632	1,062,927	230,296	1,064,997	1,067,559	1,064,997	-0.24%
99-43561-602	State Aid-State/County Match	60,636	58,734	-	-	-	-	-	N/A
99-43561-684	State Aid-FFP	157,701	257,236	253,169	-	-	-	-	N/A
	TOTAL INTERGOVERNMENTAL	8,250,802	8,430,196	9,375,303	3,851,286	10,475,320	11,348,561	11,129,884	-1.93%
PUBLIC CHARGES FOR SERVICES									
17-46510-000	Public Charges-Bridgeway Crisis Stabilization	-	121,153	408,778	135,626	306,594	768,600	689,850	-10.25%
17-46537-000	C/A-Bridgeway -Crisis Stabilization	-	(13,332)	(204,357)	(48,112)	(97,942)	(240,111)	(173,886)	-27.58%
24-46526-000	SNF CMI Medicaid	766,077	787,465	728,180	234,500	723,614	816,607	789,218	-3.35%
24-46526-026	SNF CMI Subsidized Services	36,495	39,411	44,469	16,641	41,778	44,968	44,968	0.00%
24-46530-000	SNF CMI Private Pay	27,150	4,650	56,815	19,732	91,112		-	#VALUE!
24-46536-000	Third Party Awards & Settlements State	152,400	192,900	213,000	55,050	216,441	218,857	224,087	2.39%
24-46537-026	Contractual Adj SNF-CMI Medicaid	(1,476)	(47,672)	(1,681)	(115)	(115)		-	#VALUE!
25-46526-000	SNF BI Medicaid	1,233,400	1,093,632	332,562	150,369	893,774	1,036,512	893,774	-13.77%
25-46530-000	SNF BI Private Pay	(13,650)	-	3,325	-	-	-	-	N/A
25-46531-000	SNF BI Insurance	5,100	-	40,589	-	-	-	-	N/A
25-46534-034	SNF BI Managed Care/HMO	32,708	46,253	32,094	-	-	-	-	N/A
25-46537-026	Contractual Adj SNF BI Medicaid	1,138	(41,605)	(166,611)	-	-	-	-	N/A
25-46537-034	Contracted Adj SNF BI Managed Care/HMO	(1,640)	-	-	-	-	-	-	N/A
26-46525-000	Inpatient Medicare	862,978	1,216,940	1,239,321	383,369	1,191,710	1,551,600	1,549,980	-0.10%
26-46525-025	Inpatient Medicare Ancillaries	6,970	15,614	68,467	75,160	373,267	324,990	374,740	15.31%
26-46526-000	Inpatient Medicaid	385,229	681,603	496,386	148,604	633,830	764,400	763,872	-0.07%
26-46526-026	Inpatient Medicaid Ancillaries	-	12,132	24,865	34,075	139,504	152,415	192,634	26.39%
26-46526-096	Inpatient Medicaid Adolescent	70,612	65,098	92,455	45,240	45,240		-	#VALUE!
26-46530-000	Inpatient Private Pay	557,595	196,235	212,253	31,385	59,808	362,400	361,008	-0.38%
26-46530-030	Inpatient Private Pay Ancillaries	32,002	5,865	14,055	7,829	21,575	57,159	90,988	59.18%
26-46530-090	Intatient Private Pay Adolescent	6,545	5,392	-	-	-	-	-	N/A
26-46531-000	Inpatient Insurance	900,257	947,201	650,236	227,706	833,564	904,800	903,828	-0.11%
26-46531-031	Inpatient Insurance Ancillaries	12,829	9,152	44,134	89,155	222,569	182,897	220,971	20.82%
26-46531-091	Inpatient Insurance Adolescent	168,861	143,710	161,310	81,000	81,000		-	#VALUE!

WOOD CO 2016 AND 2017 BUDGET
REVENUES BY FUNDING SOURCE

Account Number	10/25/2016 14:46 ACCOUNT TITLE	2013 ACTUAL	2014 ACTUAL	2015 ACTUAL	6/30/2015 ACTUAL	2016 ESTIMATED	2016 BUDGET	2017 BUDGET	Percent Increase (Decrease)
26-46532-000	Inpatient Wood County	394,294	286,664	107,737	12,033	61,054	117,600	117,720	0.10%
26-46532-032	Inpatient Wood County Ancillaries	2,007	-	625	2,215	14,826	24,300	25,996	6.98%
26-46532-092	Inpatient Wood County Adolescent	8,867	-	-	-	-	-	-	N/A
26-46533-000	Inpatient Other County	238,892	195,560	210,782	90,890	240,478	211,200	210,588	-0.29%
26-46533-033	Inpatient Other County Ancillaries	15,881	2,294	18,468	21,333	58,353	32,662	51,993	59.18%
26-46534-025	Inpatient Managed Care/HMO Medicare	242,488	220,711	111,296	55,042	484,694	116,400	116,412	0.01%
26-46534-026	Inpatient Managed Care/HMO Medicaid	511,474	485,779	815,462	241,458	741,336	1,242,000	1,239,984	-0.16%
26-46534-034	Inpatient Managed Care/HMO Ancillaries	6,849	15,192	34,257	86,960	255,706	265,975	342,504	28.77%
26-46534-094	Inpatient Managed Care/HMO Adolescent	23,562	29,539	14,064	63,000	63,000		-	#VALUE!
26-46534-096	Inpatient Managed Care/HMO Medicaid Adolescent	119,119	77,841	127,350	25,500	25,500		-	#VALUE!
26-46537-025	Contractual Adj Inpatient Medicare	(186,076)	(260,586)	(251,030)	(126,362)	(472,693)	(494,450)	(556,552)	12.56%
26-46537-026	Contractual Adj Inpatient Medicaid	(161,938)	(252,135)	(223,958)	(118,614)	(318,319)	(319,101)	(411,301)	28.89%
26-46537-030	Contractual Adjustment		-	-	(524)	-		-	#VALUE!
26-46537-031	Contractual Adj Inpatient Insurance	(196,714)	(391,383)	(214,780)	(104,264)	(311,637)	(245,407)	(308,130)	25.56%
26-46537-032	Contractual Adj Inpatient Wood County	(410,553)	(382,743)	(127,130)	(14,373)	(75,880)	(141,900)	(143,716)	1.28%
26-46537-033	Contractual Adj Inpatient Other County	(54,979)	(36,855)	(44,408)	(18,991)	(41,722)	(47,989)	(36,581)	-23.77%
26-46537-034	Contractual Adj Managed Care/HMO	(300,567)	(286,252)	(368,647)	(155,634)	(577,261)	(663,146)	(710,111)	7.08%
26-46537-092	Contractual Adj Inpatient Adol Wood County	(8,867)	-	-	-	-	-	-	N/A
99-46525-000	Public Charges-Medicare Deferred	325,025	(141,081)	(1,311)	-	-	-	-	N/A
99-46526-000	Public Charges-Medicaid Deferred	(195,769)	196,693	(414)	-	-	-	-	N/A
99-46530-000	Public Charges-Private Pay Deferred	(213,841)	283,723	(624)	-	-	-	-	N/A
99-46531-000	Public Charges-Insurance Deferred	(104,280)	112,535	(698)	-	-	-	-	N/A
99-46533-000	Public Charges-Other Co Deferred	(17,047)	5,075	(189)	-	-	-	-	N/A
99-46534-000	Public Charges-HMO/Med Deferred	(74,429)	287,203	(705)	-	-	-	-	N/A
99-46536-000	Public Charges-Other Deferred	12,396	71,229	-	-	-	-	-	N/A
99-46537-000	Contractual Adjustments Deferred	147,129	(45,769)	-	-	-	-	-	N/A
01-46530-560	CW Alternate Child Care Support Collections	96,158	79,992	95,257	49,934	116,800	100,000	100,000	0.00%
01-46530-561	CW Alternate Care SSI/Soc Security Collections	90,767	91,635	106,650	38,585	76,000	112,000	90,000	-19.64%
01-46530-562	Kinship Care fees	75	100	-		-		-	#VALUE!
01-46530-563	Prior Year Provider Refunds	12,784	63,691	17,822	8,301	8,369	10,000	-	-100.00%
01-46530-564	Public Charges for Svcs-CW		-	-	3,705	3,705		4,000	#VALUE!
01-46537-026	C/A Childwelfare Medicaid		-	-	(1,408)	(1,408)		(1,500)	#VALUE!
05-46526-810	CST Medicaid	15,759	-	-	-	-	-	-	N/A
05-46530-420	Youth Aids Corrections Private Pay	3,155	2,314	185	1,748	2,170		-	#VALUE!
05-46530-430	Youth Aids Alternate Care Child Support Collection	55,844	75,965	49,358	26,937	43,000	66,725	50,000	-25.07%
05-46530-440	Youth Aids Alternate Care SSI/Soc Sec Coll	35,680	39,614	32,681	8,832	14,300	36,275	30,000	-17.30%
05-46537-810-026	C/A CST Medicaid	(11,112)	-	-	-	-	-	-	N/A
05-46537-810-032	C/A CST County of Wood	(790)	-	-	-	-	-	-	N/A
10-46530-833	Daycare Certification/Recertification Fees	1,165	2,161	1,171	320	890	1,000	1,000	0.00%
10-46530-900	ChildCare Agency Collections #9006	127	155	-		-		-	#VALUE!
13-46530-572	State Aid/County Match	88,420	3,741	27,820	10,879	21,682	18,000	20,000	11.11%
13-46530-572-999	State Aid/County Match	10,495	10,842	7,644	1,231	3,735	10,000	6,500	-35.00%
13-46531-572	Transportation Jitney-Insurance	52,530	41,533	62,083	27,091	65,788	62,000	65,000	4.84%
13-46531-572-999	Transportation Escort-Insurance	-	50,230	56,693	19,215	46,706	61,000	50,000	-18.03%
20-46530-909	ESS MA Voluntary Refund	-	14,875	-	3,200	3,200		-	#VALUE!
20-46530-961	ESS FS Agency Collections	389	(573)	-	-	-	-	-	N/A
20-46530-971	Title 19 Medicaid-CCS	2,246	692	114	-	-	-	-	N/A
20-46530-981	ESS MA Agency Collection	475	(1,257)	(94)	-	-	-	-	N/A
40-46526-550	B23 Case Management MA	192,970	243,704	94,332	-	-	-	-	N/A
40-46530-550	Public Charges for Services-B23	1,200	2,340	244,372	142,441	348,385	420,214	365,800	
40-46531-550	B23 Case Management Ins	50,628	61,740	31,158	-	-	-	-	N/A

WOOD CO 2016 AND 2017 BUDGET
REVENUES BY FUNDING SOURCE

Account Number	10/25/2016 14:46 ACCOUNT TITLE	2013 ACTUAL	2014 ACTUAL	2015 ACTUAL	6/30/2015 ACTUAL	2016 ESTIMATED	2016 BUDGET	2017 BUDGET	Percent Increase (Decrease)
40-46536-561	B23 State Aid FFP	2,269	-	-	-	-	-	-	N/A
40-46537-026	B23 C/A MA	(134,185)	(151,697)	(134,012)	(63,336)	(138,250)	(173,825)	(145,163)	-16.49%
40-46537-030	B23 C/A Private Pay	(7)	-	(72,676)	(25,790)	(81,632)	(33,775)	(85,714)	153.78%
40-46537-031	B23 C/A Ins	(29,938)	(32,771)	(33,658)	(6,208)	(17,804)	(33,800)	(18,694)	-44.69%
45-46526-577	FSP Case Management, MA	67,822	82,936	16,156	-	-	-	-	N/A
45-46526-810	CST Case Management MA	-	52,007	17,914	-	-	-	-	N/A
45-46536-561	FSP-FFP	-	-	5,787	-	-	-	-	N/A
45-46537-026	FSP C/A Case Management MA	(55,600)	(55,344)	(22,594)	(2,775)	(3,356)	(54,990)	(6,410)	-88.34%
45-46537-810-026	Case Management-CA/CST MA	-	(42,716)	(14,246)	(6,805)	(22,704)	(28,470)	(28,550)	0.28%
45-46537-030	FSP C/A - PRIVIATE PAY	-	-	(1,288)	(605)	(1,276)		(2,437)	#VALUE!
45-46530-577	Public Charges for Services-FSP	-	-	15,971	7,682	8,392	70,500	16,000	-77.30%
45-46530-810	Public Charges for Services-CST	-	-	7,477	19,208	48,608	36,500	60,744	66.42%
50-46530-830	Public Charges for Services-CLTS	-	-	146,833	84,191	206,158	200,500	204,000	1.75%
50-46526-830	Client Fees-Other	22,888	32,116	14,464	-	-	-	-	N/A
50-46526-833	CLTS CM-DD	148,782	131,175	39,470	-	-	-	-	N/A
50-46526-831	CLTS Purchased-Autism, DD	958	-	-	-	-	-	-	N/A
50-46526-834	CLTS Purchased-DD	4,884	5,645	974	-	-	-	-	N/A
50-46526-845	CLTS CM-PD	41,045	27,930	8,547	-	-	-	-	N/A
50-46526-846	CLTS Purchased-PD	4,006	129	225	-	-	-	-	N/A
50-46530-561	LTS Parental Fee, Private Pay	1,859	72	246	-	-	-	-	N/A
55-46526-561	Case Management-MA	345,787	358,410	105,411	-	-	-	-	N/A
55-46530-561	Public Charges for Services-CSP/CTT/TCM	-	-	221,359	112,101	278,010	365,500	278,010	-23.94%
55-46536-561	Case Management-FFP	7,597	-	-		-		-	#VALUE!
55-46537-026	Case Management-CA/MA	(271,034)	(240,573)	(218,224)	(72,464)	(182,000)	(285,090)	(182,000)	-36.16%
55-46537-030	C/A, CSP-Private Pay	2,038	(31,936)	(42,022)	(19,170)	(44,600)		(44,600)	#VALUE!
60-46525-561	Outpatient Clinic MH-Medicare	224,142	133,646	57,744	-	-	-	-	N/A
60-46526-561	CCS Public Charges-Cost Share	386,008	342,319	108,077	-	-	-	-	N/A
60-46531-561	Outpatient Clinic MH-Private Insurance	121,552	107,078	31,793	-	-	-	-	N/A
60-46536-561	Outpatient Clinic MH-FFP	16,926	-	-	-	-	-	-	N/A
60-46532-561	Outpatient Clinic MH-Private Pay	180,248	64,110	9,659	-	-	-	-	N/A
60-46537-000	C/A Outpatient Clinic MH Sliding Fee	(310,687)	(116,907)	(59,473)	(30,321)	(75,000)	(278,420)	(186,490)	-33.02%
60-46530-561	Public Charges for Services-OPC MH	-	-	364,857	271,255	672,848	1,821,159	1,123,073	-38.33%
60-46537-025	C/A Outpatient Clinic MH Medicare	(46,660)	(31,070)	(37,573)	(20,675)	(50,251)	(55,683)	(72,549)	30.29%
60-46537-026	Case Management CA/MA	(189,010)	(265,848)	(88,869)	(60,824)	(147,707)	(469,717)	(342,127)	-27.16%
60-46537-030	C/A, PP & Ins	(37,326)	(15,419)	(4,651)	(2,691)	(3,623)		(5,488)	#VALUE!
60-46537-031	C/A Outpatient Clinic MH Private Insurance	(12,190)	(8,030)	(9,375)	(4,598)	(10,834)	(6,351)	(20,899)	229.07%
60-46537-032	C/A Mental Health OPC-County	(5,014)	(1,679)	-		-		-	#VALUE!
65-46526-561	CCS Medicaid	651,734	877,432	415,919		-		-	#VALUE!
65-46530-561	Public Charges for Services-CCS	-	-	765,502	626,377	1,781,693	1,613,732	2,223,762	37.80%
65-46532-561	CCS Public Charges-Cost Share	11,040	3,724	8,653		-		-	#VALUE!
65-46537-026	C/A, CCS Medicaid	(271,292)	(384,374)	5,919	(189,498)	(392,268)	(106,879)	(529,514)	395.43%
65-46537-032	C/A, CCS Private Pay	(20,118)	(10,743)	(26,607)	(13,587)	(13,587)		-	#VALUE!
70-46526-561	Mobile Crisis MA	12,173	32,650	25,745	-	-	-	-	N/A
70-46530-312	Legal Fees for Service	1,893	857	1,187	1,187	2,700	1,000	1,500	50.00%
70-46530-561	CA Private Pay-Day TX	16,533	47,570	66,898	18,630	113,934	82,000	117,400	43.17%
70-46536-561	CA Private Pay-Day TX	(3,836)	-	19,253		-		-	#VALUE!
70-46537-026	Mobile Crisis C/A MA	(7,350)	(19,387)	(41,220)	(7,902)	(47,451)	(17,200)	(49,308)	186.67%
70-46537-030	Mobile Crisis C/A Private Pay	(16,383)	(46,550)	(44,263)	(7,238)	(45,164)	(44,000)	(38,000)	-13.64%
75-46330-000	Ho Chunk AODA/MH Grant	-	-	-		27,500	27,500	27,500	0.00%
75-46526-561	Client Fees-CRS, MA	574,850	496,709	406,876	144,295	346,307	533,651	456,000	-14.55%
75-46537-026	C/A-CRS	(239,371)	(246,719)	(95,674)	(52,514)	(159,860)	(261,244)	(203,376)	-22.15%

WOOD CO 2016 AND 2017 BUDGET
REVENUES BY FUNDING SOURCE

Account Number	10/25/2016 14:46 ACCOUNT TITLE	2013 ACTUAL	2014 ACTUAL	2015 ACTUAL	6/30/2015 ACTUAL	2016 ESTIMATED	2016 BUDGET	2017 BUDGET	Percent Increase (Decrease)
75-46537-030	C/A-Other	-	(50)	-		-		-	#VALUE!
80-46526-561	Outpatient Clinic-AODA Medicaid	184,531	188,636	69,821		-		-	#VALUE!
80-46530-000	Charges of Services-OWI Assessments	88,670	93,653	86,067	45,970	89,486	110,000	98,625	-10.34%
80-46530-561	Public Charges for Services-OPC AODA	105,285	70,190	188,915	122,977	333,392	314,390	375,760	19.52%
80-46531-561	Outpatient Clinic-AODA Private Insurance	64,230	58,558	20,600	-	-	-	-	N/A
80-46536-561	OPC-AODA FFP	7,965	-	-	-	-	-	-	N/A
80-46537-026	Contractual Adjustment-Medicaid	(59,005)	(89,911)	(77,298)	(30,872)	(84,719)	(120,000)	(94,692)	-21.09%
80-46537-030	C/A AODA OPC-Private Pay	(15,907)	(20,448)	(11,850)	(6,989)	(48,715)	(38,380)	(55,237)	43.92%
80-46537-031	C/A Outpatient Clinic-AODA Private Insurance	(6,423)	(5,856)	(5,931)	(2,813)	(7,513)	(3,500)	(7,891)	125.46%
80-46537-032	-	-	-	(1,208)		-		-	#VALUE!
85-46526-561	Outpatient Clinic Title 19-Medicaid	93,800	80,800	29,000	-	-	-	-	N/A
85-46530-000	Charges for Services-OWI Surcharge	66,570	54,817	57,493	24,341	57,000	60,000	60,000	0.00%
85-46530-561	Public Charges for Services-OPC DAY TX	112,400	57,090	144,600	81,400	195,200	164,000	195,200	19.02%
85-46531-561	Outpatient Clinic-Day Tx Private Insurance	52,000	33,600	16,600	-	-	-	-	N/A
85-46536-561	OPC Day Tx FFP	2,733	-	-	-	-	-	-	N/A
85-46537-026	C/A Outpatient Clinic-Medicaid	(62,230)	(62,160)	(91,149)	(49,420)	(111,160)	(59,300)	(111,160)	87.45%
85-46537-030	C/A Outpatiend Clinic Private Pay	(21,991)	(23,578)	(5,205)	(1,801)	(5,376)	(24,300)	(5,376)	-77.88%
85-46537-031	C/A Outpatient Clinic-Insurance	(5,200)	9,853	(4,620)	(460)	(6,272)	(3,880)	(6,272)	61.65%
90-46530-561	Public Charges for Services-CBRF AODA	214,211	196,990	174,103	50,100	130,960	192,150	-	-100.00%
90-46537-030	AODA-CBRF C/A Private Pay	(9,131)	(32,931)	(20,398)	(4,745)	(17,025)	(40,357)	-	-100.00%
90-46537-032	C/A CBRF-County	(164,796)	(151,097)	(155,795)	(55,013)	(108,967)	(103,776)	-	-100.00%
90-46532-561	AODA-CBRF Private Pay	-	-	8,892		-		-	#VALUE!
99-46525-000	Public Charges-Medicare Deferred	18,579	15,658	(2,472)	-	-	-	-	N/A
99-46526-000	Public Charges-Medicaid Deferred	67,291	168,376	(63,658)	-	-	-	-	N/A
99-46530-000	Public Charges-Private Deferred	(142,455)	(21,140)	(34,487)	-	-	-	-	N/A
99-46531-000	Public Charges-Ins Deferred	24,341	(36,795)	(7,787)	-	-	-	-	N/A
99-46532-561	Past Due Accounts - Collection Agency	13,056	18,301	13,879	7,862	13,000	35,000	87,000	148.57%
99-46533-000	Public Charges-Other Def	54,477	-	-	-	-	-	-	N/A
99-46532-000	Public Charges Co Resp Def	(19,355)	(312)	-	-	-	-	-	N/A
99-46537-000	Public Charges-CA Deferred	8,497	-	-	-	-	-	-	N/A
						-			
	TOTAL PUBLIC CHARGES	7,932,648	8,435,521	7,794,641.47	2,966,355	9,156,154	11,326,097	10,728,265	-5.28%
INTERGOVERNMENTAL CHARGES									
50-47440-100	Congregate Meals	260,356	261,905	-	-	-	280,000	-	-100.00%
50-47210-100	Congregate Meals	-	-	271,886	90,741	280,000		564,177	#VALUE!
90-47460-000	Intergovernmental Charges-Drug Court	-	-	-	-	5,000	5,000	-	-100.00%
95-47460-900	Intergovernmental Charges-Drug Court	40,000	42,759	47,000	22,233	39,466	35,000	40,000	14.29%
	TOTAL INTERGOVERNMENT CHARGES	300,356	304,664	318,886	112,974	324,466	320,000	604,177	88.81%
MISCELLANEOUS									
51-48970-700	Rental Upgrades-Norwood-Tenant	-	1,265	-	-	-	-	-	N/A
55-48200-561	Rent Sublease Revenue	21,612	-	-	-	-	-	-	N/A
45-48960-550	FSP Public Charges-Parental Fee	(318)	274	900		6,900	1,200	1,200	0.00%
30-48500-000	Community Foundation Grant FSET 50/50	10,622	7,618	2,676	248	500	7,500	750	-90.00%
50-48860-000	Dietary-Revenue from Meals	16,972	16,002	15,468	5,319	16,900	16,900	16,900	0.00%
50-48880-000	Dietary Revenue from Vending	2,747	2,685	5,201	1,635	4,500	4,500	4,500	0.00%
50-48940-000	Dietary Revenue from Canteen	283	268	42		250	250	500	100.00%
51-48970-000	Tenant Rents	-	46,202	16,896	4,224	16,896	16,896	17,309	2.44%
65-48830-000	Recovery of PYBD & Contra Adjs	33,964	52,703	41,805	32,609	32,609	32,000	32,000	0.00%

Account Number	10/25/2016 14:46 ACCOUNT TITLE	2013 ACTUAL	2014 ACTUAL	2015 ACTUAL	6/30/2015 ACTUAL	2016 ESTIMATED	2016 BUDGET	2017 BUDGET	Percent Increase (Decrease)
65-48980-000	Miscellaneous Other Revenue	58,908	930	6,051	(141)	500	2,500	2,500	0.00%
65-48990-000	Other Operating Revenue	-	855	432	229	300		500	#VALUE!
65-48991-000	Copier Revenue	2,854	2,601	2,032	1,153	2,200	1,100	2,000	81.82%
99-48200-000	Cornerstone Sublease	-	(6,006)	(2,621)	-	-	-	-	N/A
99-48200-561	Sublease Revenue	-	35,645	39,626	20,172	38,553	39,778	38,553	-3.08%
99-48300-561	Gain or Loss on Disposal of Assets	-	-	6,408	1,136	1,136		-	#VALUE!
99-48500-100	Community Foundation Grant	1,389	-	-	-	972	-	-	N/A
99-48501-561	Donations-Human Services	-	668	-	-	-	-	-	N/A
99-48900-561	Human Services Miscellaneous Revenue	5,563	3,758	4,818	2,476	5,506		4,900	#VALUE!
99-48901-561	Miscellaneous/Other Revenue	2,697	50,254	4,039	98	176		-	#VALUE!
	TOTAL MISCELLANEOUS	157,293	215,724	143,775	69,158	127,898	122,624	121,612	-0.83%
OTHER FINANCING SOURCES									
13-49110-572	Proceeds from Capital Lease - HS Community	-	-	127,408	-	-		54,400	#VALUE!
99-49210-000	Transfer from General Fund	112,039	459,926	-	-	-	-	26,258	N/A
99-49110-561	Proceeds from Capital Lease HS Admin	-	-	44,264	-	-	-	-	N/A
13-49220-000	Transfer from Special Revenue Fund	167,693	-	-		-	-	-	N/A
65-49210-000	Transfer from General Fund	33,500	-	-	-	-	-	(26,258)	N/A
	TOTAL OTHER FINANCING SOURCES	313,232	459,926	171,672	-	-	-	54,400	N/A
	TOTAL HUMAN SERVICES	16,954,331	17,846,030	17,804,278	6,999,773.71	20,083,838	23,117,282	22,638,338	-2.07%
ADRC (220)									
MICELLANEOUS									
08-48113-000	Unrealized Gain/Loss-Alzheimers	3,654	807	(433)	-	-	-	-	N/A
16-48101-000	Interest-Aging Endowment	55	46	-	-	-	-	-	N/A
	TOTAL MISCELLANEOUS	3,708	853	(433)	-	-	-	-	N/A
	TOTAL AGING	3,708	853	(433)	-	-	-	-	N/A
CHILD SUPPORT (230)									
INTERGOVERNMENTAL									
43568	State Aid-Child Support	777,913	845,455	824,312	237,544	869,722	904,803	912,617	0.86%
PUBLIC CHARGES FOR SERVICES									
46621	Public Chgs-Child Support Genetic Tests	5,532	5,381	4,298	1,691	4,000	4,500	4,500	0.00%
46622	Public Chgs-Child Support Application Fees	175	35	35		70	70	70	0.00%
46623	Public Charges-Child Support Filing Fees	1,059	246	140	30	72	200	200	0.00%
46624	Public Chgs-Child Support Service Fees	12,785	14,488	14,942	6,327	13,500	14,000	14,000	0.00%
46625	Public Charges-Extradition	1,485	1,028	616	815	815	500	500	0.00%
	TOTAL PUBLIC CHARGES	21,036	21,179	20,031	8,863	18,457	19,270	19,270	0.00%
OTHER FINANCING SOURCES									
49210	Transfer from General Funds	7,784	-	13,072	-	-	-	-	N/A
	TOTAL CHILD SUPPORT	806,733	866,635	857,416	246,407	888,179	924,073	931,887	0.85%
FORESTRY ROADS (241)									
INTERGOVERNMENTAL									
43690	State Aid-Forestry Roads	3,262	3,267	3,267	3,274	3,274	3,267	3,280	0.40%

Account Number	10/25/2016 14:46 ACCOUNT TITLE	2013 ACTUAL	2014 ACTUAL	2015 ACTUAL	6/30/2015 ACTUAL	2016 ESTIMATED	2016 BUDGET	2017 BUDGET	Percent Increase (Decrease)
	TOTAL INTERGOVERNMENTAL	3,262	3,267	3,267	3,274	3,274	3,267	3,280	0.40%
	TOTAL FORESTRY ROADS	3,262	3,267	3,267	3,274	3,274	3,267	3,280	0.40%
WILDLIFE HABITAT (242)									
INTERGOVERNMENTAL									
43581	State Aid-Forestry	1,856	1,785	1,778	1,780	1,778	1,778	1,778	0.00%
	TOTAL WILDLIFE HABITAT	1,856	1,785	1,778	1,780	1,778	1,778	1,778	0.00%
COUNTY FORESTS STATE AID (243)									
MISCELLANEOUS									
43581	State Grants Forestry	(4,000)	4,941	-	-	-	50,000	-	-100.00%
46813	County Forest Revenue	9,229	-	-	-	-	-	-	N/A
48300	County Forest Land	123,940	103,488	5,025	-	-	-	-	N/A
	TOTAL COUNTY FORESTS STATE AID	129,169	108,429	5,025	-	-	50,000	-	-100.00%
PARKS STATE AID (244)									
INTERGOVERNMENTAL									
03-43572	State Aid-ATV	6,715	6,715	6,715	-	6,715	6,715	6,715	0.00%
02-43574	State Aid-Snowmobile Maintenance	93,980	268,940	337,707	-	67,925	67,925	67,925	0.00%
	TOTAL INTERGOVERNMENTAL	100,695	275,655	344,422	-	74,640	74,640	74,640	0.00%
MISCELLANEOUS									
03-48503	Donated Services-ATV Club	5,339	4,462	4,605	-	6,000	6,000	6,000	0.00%
	MISCELLANEOUS	5,339	4,462	4,605	-	6,000	6,000	6,000	
	TOTAL PARKS STATE AID	106,034	280,117	349,027	-	80,640	80,640	80,640	0.00%
PARKS CAPITAL PROJECTS (245)									

Account Number	10/25/2016 14:46 ACCOUNT TITLE	2013 ACTUAL	2014 ACTUAL	2015 ACTUAL	6/30/2015 ACTUAL	2016 ESTIMATED	2016 BUDGET	2017 BUDGET	Percent Increase (Decrease)
INTERGOVERNMENTAL									
07-43576	Parks & Forestry Capital Proj State Aid	2,165	2,165	-	83,015	254,895	178,165	69,330	-61.09%
MISCELLANEOUS									
07-48300	Proceeds from Sales of Assets	35,805	17,946	21,360	-	40,000	-	10,000	N/A
07-48500	Parks & Forestry Capital Proj Donations/Contrib	2,165	2,960	-	2,165	4,330	2,165	4,330	100.00%
	TOTAL MISCELLANEOUS	37,970	20,906	21,360	2,165	44,330	2,165	14,330	561.89%
OTHER FINANCING SOURCES									
01-49220	Transfer from General Fund	93,680	38,610	130,000	-	-	-	-	N/A
	TOTAL PARKS CAPTIAL PROJECTS	133,815	61,681	151,360	85,180	299,225	180,330	83,660	-53.61%
POWERS BLUFF CAPITAL PROJECTS (246)									
MISCELLANEOUS									
08-48500	Powers Bluff Dev Projectl-Donations	-	-	-	1,000	50,000	-	250,000	N/A
	TOTAL MISCELLANEOUS	-	-	-	1,000	50,000	-	250,000	N/A
	TOTAL POWERS BLUFF CAPITAL PROJECTS	-	-	-	1,000	50,000	-	250,000	N/A
LAND RECORD (261)									
INTERGOVERNMENTAL									
02-43516	State Aid-Modernization Grants	300	1,000	17,056	39,880	63,000	63,000	59,752	-5.16%
	TOTAL INTERGOVERNMENTAL	300	1,000	17,056	39,880	63,000	63,000	59,752	-5.16%
PUBLIC CHARGES FOR SERVICES									
02-46135	Public Charges-Land Record Fees	97,656	80,808	85,672	40,544	85,000	88,000	91,248	3.69%
02-46195	Public Charges-Map & Data Sales	-	35	-		10	100	100	0.00%
	PUBLIC CHARGES	97,656	80,843	85,672	40,544	85,010	88,100	91,348	3.69%
	TOTAL LAND RECORD	97,956	81,843	102,728	80,424	148,010	151,100	151,100	0.00%
PRIVATE SEWAGE (262)									
INTERGOVERNMENTAL									
03-43549	State Grant - Private Sewage	63,824	68,965	45,308	-	25,000	50,000	25,000	-50.00%
LICENSES & PERMITS									
03-44300	Licenses/Permits - Sanitary Permit Fees	55,340	44,525	49,244	21,800	45,000	40,000	45,000	12.50%
03-44412	Licenses/Permits - Wisconsin Fund Application Fees	2,430	2,142	1,500	150	-	1,650	-	-100.00%
03-44415	Licenses/Permits - Private Onsite Waste Treat Sys	91,520	74,740	62,440	5,380	80,000	80,000	75,000	-6.25%
03-44435	Licenses/Permits - Water Meter Revenues	2,870	230	-		-		-	#VALUE!
	TOTAL LICENSES & PERMITS	152,160	121,637	113,184	27,330	125,000	121,650	120,000	-1.36%
FINES & FORFEITURES									
03-45191	Fines/Forfeitures - Private Sewage	50,767	27,501	9,932	18,032	25,000	10,000	20,000	100.00%
PUBLIC CHARGES									
03-46826	Public Charges Private Sewage-Plan Reviews	3,540	2,130	3,225	930	3,000	3,000	3,000	0.00%
MISCELLANEOUS									
03-48900	Private Sewage Miscellaneous Revenue	1,012	86	472	30	50	500	500	0.00%
	TOTAL PRIVATE SEWAGE	271,303	220,318	172,121	46,322	178,050	185,150	168,500	-8.99%

Account Number	10/25/2016 14:46 ACCOUNT TITLE	2013 ACTUAL	2014 ACTUAL	2015 ACTUAL	6/30/2015 ACTUAL	2016 ESTIMATED	2016 BUDGET	2017 BUDGET	Percent Increase (Decrease)
DATCP GRANTS (264)									
INTERGOVERNMENTAL									
43586-480	State Aid-DATCP	191,255	239,568	305,682	2,019	356,880	218,840	227,046	3.75%
49220-000	Transfer from Special Revenue	2,001	5,488	-		-	-	11,016	N/A
	TOTAL DATCP GRANTS	193,257	245,056	305,682	2,019	356,880	218,840	238,062	8.78%
NONMETALLIC MINING (265)									
FINES & FORFEITURES									
45110	Fines/Forfeitures - Nonmetallic Mining	1,902	25	-	-	-	-	-	N/A
PUBLIC CHARGES FOR SERVICES									
46825	Non-Metallic Mining Fees	22,555	20,190	20,912	37,940	37,940	40,050	36,045	-10.00%
	TOTAL NONMETALLIC MINING	24,457	20,215	20,912	37,940	37,940	40,050	36,045	-10.00%
TRANSPORTATION & ECON DEVELOPMENT (267)									
INTERGOVERNMENTAL									
03-43581	Transp & Econ Development-State Aid-Housing	-	-	-	90,000	186,862	-	-	N/A
	TOTAL INTERGOVERNMENTAL	-	-	-	90,000	186,862	-	-	N/A
MISCELLANEOUS									
04-48110	CDBG Loan Interest-bank	0	0	6	5	-	-	10	N/A
04-48900	CDBG Loan Repayment	1,305	9,357	58,097	544	35,000	-	40,000	N/A
	MISCELLANEOUS	1,305	9,358	58,103	549	35,000	-	40,010	N/A
	TOTAL TRANSP & ECON DEVELOPMENT	1,796	9,358	58,103	90,549	221,862	-	40,010	N/A
HO CHUNK DONATIONS (280)									
MISCELLANEOUS									
04-48500	Donations-Ho Chunk Nation	91,720	91,720	91,720	91,720	91,720	91,720	91,720	0.00%
SALES TAX (290)									
TAXES									
01-41221	Taxes - County Sales Tax	5,047,888	6,249,538	5,691,874	1,901,865	4,471,887	5,837,422	5,330,606	-8.68%
	TOTAL SPECIAL REVENUE	23,867,284	26,086,845	25,614,859	9,588,253	26,913,283	30,881,652	30,045,626	-2.71%
		23,867,284	26,086,845	25,614,859	9,588,253.39	26,913,283	30,881,652	- 30,045,626	
DEBT SERVICE (301)									
INTERGOVERNMENT CHGS FOR SERVICES									
48500	Other Income-Debt Premium	-	-	24,975	-	188,596	-	-	N/A
49110	Proceeds from L-T Notes	-	-	880,000	-	1,752,846	-	-	N/A
49240	Transfer from Capital Projects	-	318,227	202,477	-	-	-	-	N/A
49270	Transfer from Internal Service Fund	-	-	-	252,854	252,854	-	-	N/A
	TOTAL DEBT SERVICE	-	318,227	1,107,452	252,854	2,194,296	-	-	N/A
CAPITAL PROJECTS									
CAPITAL PROJECTS- (401)									
MISCELLANEOUS									
48500	Other Income-Debt Premium Tower	-	-	28,913	-	-	-	-	N/A
		-	-	28,913	-	-	-	-	

Account Number	10/25/2016 14:46 ACCOUNT TITLE	2013 ACTUAL	2014 ACTUAL	2015 ACTUAL	6/30/2015 ACTUAL	2016 ESTIMATED	2016 BUDGET	2017 BUDGET	Percent Increase (Decrease)
OTHER FINANCING SOURCES									
49110	Proceeds from State Trust Fund Loan	-	860,000	1,020,000	-	-	-	1,000,000	N/A
49110	Debt Proceeds-Maintenance	-	-	2,000,000	-	5,002,700	-	750,000	N/A
		-	860,000	3,020,000	-	5,002,700	-	1,750,000	
	TOTAL CAPITAL PROJECTS TOWERS	-	860,000	3,048,913	-	5,002,700	-	1,750,000	
## ## CAPITAL PROJECTS HIGHWAY (404)									
MISCELLANEOUS									
48510	Contributions-Highway Construction	-	-	440,000	-	-	-	-	
48110	Interest Income	-	2,855	-	-	-	-	-	N/A
48500	Other Income Debt Premium	-	318,227	139,502	-	-	-	-	N/A
	TOTAL MISCELLANEOUS	-	321,081	579,502	-	-	-	-	
OTHER FINANCING SOURCES									
49110	Hwy Capital Projects-Debt Proceeds	-	4,825,000	4,785,000	-	4,730,000	-	-	N/A
	TOTAL OTHER FINANCING SOURCES	-	4,825,000	4,785,000	-	4,730,000	-	-	N/A
	TOTAL CAPITAL PROJECTS-HIGHWAYS	-	5,146,081	5,364,502	-	4,730,000	-	-	
	TOTAL CAPITAL PROJECTS	-	6,006,081	8,413,415	-	9,732,700	-	1,750,000	N/A
	TOTAL GOVERNMENTAL	42,228,390	53,016,073	56,275,602	13,997,554	58,264,640	51,968,427	52,219,052	0.48%
PROPRIETARY FUND TYPES									
ENTERPRISE FUNDS									
EDGEWATER (601)									
PUBLIC CHARGES FOR SERVICES									
01-46520-003	Private Pay-Skilled Care	977,808	1,104,670	1,125,798	601,270	1,443,048	1,213,625	1,428,975	17.74%
01-46520-009	Private Pay-Ancillary Billing	6,457	19,755	16,661	6,185	14,844	21,500	18,000	-16.28%
06-46520-013	Private Pay- Therapy	68,167	41,701	-	-	-	-	-	N/A
09-46521-016	Other Pay-Level I Screening	5,220	8,040	5,070	1,920	6,520	6,000	6,000	0.00%
08-46521-017	Other Pay-Recreational Activities	550	600	500	400	800	800	800	0.00%
01-46525-003	Medicare-Skilled Care	1,156,750	1,090,870	911,950	353,900	849,360	1,189,900	759,200	-36.20%
01-46525-009	Medicare-Ancillary Billing	1,458,869	1,489,016	1,288,709	536,804	1,288,329	1,490,500	1,103,760	-25.95%
06-46525-013	Medicare-Therapy	120,248	186,207	-	-	-	-	-	N/A
01-46525-016	Contractual Adjustment-Medicare	(519,228)	(644,354)	(566,710)	(207,160)	(497,184)	(507,923)	(527,707)	3.90%
01-46526-003	Medicaid-Skilled Care	3,492,658	4,121,885	3,832,525	1,357,650	3,258,360	4,015,000	3,713,875	-7.50%
01-46590-000	Nursing Bad Debt Expense	(11,250)	(12,000)	(12,000)	(5,000)	(12,000)	(12,000)	(12,000)	0.00%
01-46526-009	Medicaid-Ancillary Billing	2,844	385	-	-	-	400	200	-50.00%
06-46526-013	Medicaid-Therapy	7,747	31,137	-	-	-	-	-	N/A
01-46526-016	Contractual Adjustment-Medicaid	(1,306,738)	(1,611,366)	(1,505,281)	(538,635)	(1,292,724)	(1,619,329)	(1,630,729)	0.70%
01-46527-003	SNF Veterans	-	-	114,584	48,376	116,101	64,678	64,747	0.11%
01-46901-000	Contractual Adjustment-Other	-	1,408	1,130	-	-	-	-	N/A
	TOTAL PUBLIC CHARGES	5,460,102	5,801,954	5,379,052	2,205,708	5,295,450	6,116,151	5,097,121	-16.66%
INTERGOVERNMENT CHGS FOR SERVICES									
01-47250-000	Intergovernmental Transfer Program Revenue	540,262	515,784	625,595	312,500	620,370	620,370	589,760	-4.93%
	INTERGOV CHARGES	540,262	515,784	625,595	312,500	620,370	620,370	589,760	-4.93%

Account Number	10/25/2016 14:46 ACCOUNT TITLE	2013 ACTUAL	2014 ACTUAL	2015 ACTUAL	6/30/2015 ACTUAL	2016 ESTIMATED	2016 BUDGET		2017 BUDGET	Percent Increase (Decrease)
MISCELLANEOUS										
10-48100-000	Interest Income	1,227	87	214	57	137	300		200	-33.33%
06-48301-000	Therapy Miscellaneous Revenue	226	140	-	-	-	-		-	N/A
11-48540-000	Donations	875	-	1,050	-	-	-		-	N/A
03-48910-000	Cafeteria Revenue	1,704	1,757	3,798	2,653	5,565	3,300		6,000	81.82%
03-48920-000	Vending Machine Revenue	8,308	6,523	8,193	4,685	7,741	6,800		9,000	32.35%
01-48990-000	Other Operating Income	3,451	2,502	2,276	1,226	2,534	2,500		2,600	4.00%
10-48300-000	Gain/Loss on Disposal of Capital Assets	(83,689)	(3,966)	(735)	-	-	-		-	N/A
05-48500-000	Capital Contributions	1,436,384	1,030,101	-	-	-	-		-	N/A
	TOTAL MISCELLANEOUS	1,368,486	1,037,144	14,833	8,620	15,977	13,000		17,900	37.69%
OTHER FINANCING SOURCES										
10-49210-000	Transfer from General Fund	746,195	509,312	494,861	-	-	-		-	N/A
	TOTAL EDGEWATER	8,115,045	7,864,194	6,514,341	2,526,828	5,931,797	6,749,521		5,704,781	-15.48%
		8,115,045	7,864,194	6,514,341	2,526,828	5,931,797	6,749,521	-	5,704,781	
HIGHWAY (604)(16)										
PUBLIC CHARGES-FRAC SAND										
80-46310-011	CTHEE-STH10-Completion	8,561	65,578	31,788	-	-	-		-	N/A
80-46310-012	STH13-CTHH-Completion	-	(2,204)	-	-	-	-		-	N/A
80-46310-031	Bluff Dr-CTHN-Completion	1,598	8,579	10,128	-	-	-		-	N/A
80-46310-032	MacArther Dr-USH10-Completion	591	-	-	-	-	-		-	N/A
80-46310-091	CTH E, CTH N to USH 10 Completion	8,743	35,098	20,752	-	-	-		-	N/A
80-46310-092	CTH E,Grant Road to CTH N (I)-Completion	2,124	28,480	11,536	-	-	-		-	N/A
80-46310-093	CTH E,Grant Road to CTH N (II)-Completion	-	18,577	7,365	-	-	-		-	N/A
80-46310-101	CTH EE, CTH A to Stadt Rd - Completion	31,987	32,300	18,367	-	-	-		-	N/A
80-46310-191	CTH N, CTH B to STH 13 - Completion	1,278	5,987	10,687	-	-	-		-	N/A
80-46310-271	CTH V, STH 73 - Sparks Rd - Completion	6,525	402	-	-	-	-		-	N/A
81-46310-012	RTE C CTH A, STH13 - CTH H Panther Creek	7	-	-	-	-	-		-	N/A
81-46310-141	RTE A CTH A, STH13 - CTH H Panther Creek	(28,373)	2,204	-	-	-	-		-	N/A
81-46310-142	RTE A, CTH H, W. Cty Line-Lincln Av Panther Creek	13,183	-	-	-	-	-		-	N/A
81-46310-143	RTE B, CTH H, W. Cty Line-Lincln Av Panther Creek	63,631	1,472	-	-	-	-		-	N/A
82-46310-141	CTH H, W. Cty Line-Lincln Av Carbo Ceramics	149,475	-	-	-	-	-		-	N/A
	PUBLIC CHARGES FOR SVCS	259,329	196,472	110,623	-	-	-		-	N/A
INTERGOVERNMENTAL CHARGES										
20-47231-201	State Revenue-Radio/GPL	40,399	37,679	34,122	32,192	32,192	34,000		32,190	-5.32%
20-47231-202	State Revenue-Chloride Storage	7,349	847	110		110	100		100	0.00%
20-47231-203	State Revenue-Machinery Storage	37,680	31,556	33,173	42,564	42,564	33,000		42,000	27.27%
20-47232	Machinery Revenue	2,060,586	2,133,085	2,160,785	1,046,928	2,160,785	2,290,535		2,186,893	-4.52%
50-47332	Revenue from Districts-Roads	773,137	-	-	-	-	-		-	N/A
60-47333	Revenue from Districts-Bridges	157,352	-	-	-	-	-		-	N/A
70-47230	Local Charges from State Revenue	1,113,795	1,424,733	1,299,026	615,585	1,299,025	1,171,371		1,343,223	14.67%
70-47300-000	Local Revenue For Charges	150,526	480,915	489,233	153,447	489,235	-		494,154	N/A
70-47330	Revenue from Charges-Twns/Ctes/Vllges	648,114	966,756	1,063,857	144,551	1,063,855	581,187		1,075,471	85.05%
20-47430-000	Fuel Charges to Other Departments	26,068	26,124	27,286	12,362	27,285	26,185		27,285	4.20%
20-47470-000	Depart Charges - Bituminous Revenue	297,627	316,430	658,820	49,736	658,820	286,442		200,000	-30.18%
	TOTAL INTERGOVERNMENTAL CHARGES	5,312,634	5,418,126	5,766,412	2,097,366	5,773,871	4,422,820		5,401,316	22.12%

Account Number	10/25/2016 14:46 ACCOUNT TITLE	2013 ACTUAL	2014 ACTUAL	2015 ACTUAL	6/30/2015 ACTUAL	2016 ESTIMATED	2016 BUDGET		2017 BUDGET	Percent Increase (Decrease)
MISCELLANEOUS										
20-48200	Rental Revenue	300	-	40,000	-	-	-		-	N/A
20-48310-000	Gain/Loss on Sale of Fixed Assets	(13,132)	17,603	91,868	-	-	-		-	N/A
20-48340	Sale of Salvage and Waste	-	(1,104)	-	3,204	3,210	7,500		3,200	-57.33%
20-48440-000	Insurance Recoveries-Machinery & Equipment	1,151	5,543	-	-	-	-		-	N/A
70-48900-000	Miscellaneous Highway Revenue	3,578	470	1,194	-	1,195	-		1,195	N/A
	TOTAL MISCELLANEOUS	(8,104)	22,513	133,062	3,204	4,405	7,500		4,395	-41.40%
OTHER FINANCING SOURCES										
40-49210-000	Proceeds from borrowing	377,892	-	-	-	-	-		-	N/A
	TOTAL OTHER FINANCING SOURCES	377,892	-	-	-	-	-		-	N/A
	TOTAL HIGHWAY	5,941,751	5,637,111	6,010,097	2,100,570	5,778,276	4,430,320		5,405,711	22.02%
		5,941,751	5,637,111	6,010,097	2,100,570	5,778,276	4,430,320	-	5,405,711	
	TOTAL ENTERPRISE FUNDS	14,056,796	13,501,305	12,524,438	4,627,398	11,710,073	11,179,841		11,110,492	-0.62%
INTERNAL SERVICE FUNDS										
HEALTH FUND (702)(17)										
PUBLIC CHARGES FOR SERVICES										
01-46196	Health Fund-Participant Contributions	1,112,669	1,220,176	1,359,517	567,019	1,233,000	1,322,735		1,372,000	3.72%
01-46198	-	-	-	-	-	-	-		-	N/A
		1,112,669	1,220,176	1,359,517	567,019	1,233,000	1,322,735		1,372,000	3.72%
INTERGOVERNMENT CHGS FOR SERVICES										
01-47410	Health Fund Departmental Charges	7,828,555	8,237,350	8,252,186	4,278,589	8,557,178	8,534,786		9,302,917	9.00%
MISCELLANOUS										
01-48113	Unrealized Gain/Loss on Investment	(87,308)	33,624	(394)	14,955	-	-		-	N/A
01-48114	Investment Income	51,670	58,584	42,968	23,148	60,000	50,000		6,000	-88.00%
01-48116	Interest-Health Fund	1,111	975	504	195	1,000	1,300		1,000	-23.08%
01-48440	Health Fund-Stop Loss Reimbursement	929,790	578,581	291,266	277,274	450,000	400,000		400,000	0.00%
	TOTAL MISCELLANEOUS	895,262	671,764	334,343	315,572	511,000	451,300		407,000	-9.82%
TRANSFERS										
05-49270	Transfer from Internal Service	111,558	94,484	182,840	-	216,651	194,761		266,256	36.71%
01-49270	Transfer from ISF	-	-	(182,840)	-	-	-		-	N/A
		111,558	94,484	-	-	216,651	194,761		266,256	
	TOTAL HEALTH FUND	9,948,044	10,223,774	9,946,046	5,161,180	10,517,829	10,503,582		11,348,173	8.04%
MAINTENANCE (703)(19)										
INTERGOVERNMENT CHGS FOR SERVICES										
04-47410	Local Department Charges Joint Use Rent	8,000	8,000	8,000	4,000	8,000	8,000		8,000	0.00%
01-47430	Local Department Charges-Bldg Rent	921,274	926,224	926,224	490,488	930,576	930,576		845,079	-9.19%
03-47432	Local Department Charges-Rent Unified	137,124	137,124	137,124	68,562	137,124	137,124		704	-99.49%
05-47435	Local Dept Charges-Sheriff Rent	16,000	16,000	16,000	8,000	16,000	16,000		16,000	0.00%
06-47436	Local Department Charges-CBRF Rent	30,000	30,000	30,000	15,000	30,000	30,000		30,000	0.00%
08-47438	Local Dept Charges-River Block Rent	-	-	-	-	-	-		562,320	N/A
	TOTAL INTERGOVERNMENTAL CHARGES	1,112,398	1,117,348	1,117,348	586,050	1,121,700	1,121,700		1,462,103	30.35%

Account Number	10/25/2016 14:46 ACCOUNT TITLE	2013 ACTUAL	2014 ACTUAL	2015 ACTUAL	6/30/2015 ACTUAL	2016 ESTIMATED	2016 BUDGET		2017 BUDGET	Percent Increase (Decrease)
MISCELLANEOUS										
01-48000	Miscellaneous Revenue-Maintenance	15,211	-	-	-	-	-		-	N/A
01-48110	Building Maintenance Interest on LT Debt	10,711	8,107	5,401		2,725	2,725		1,385	-49.17%
06-48201	CBRF Rental Revenues	50,580	50,610	50,430	25,200	50,400	50,400		50,400	0.00%
01-48300	Gain/Loss on Disposal of Assets	-	1,200	-	-	-	-		20,000	N/A
08-48500	River Block Building-Contributions	-	-	2,000,000	-	-	-		-	N/A
01-48910	Vending Machine Revenue	822	1,495	1,405	564	1,400	1,300		1,400	7.69%
01-49270	Transfer from ISF-Courthouse	1,343	-	-	-	-	-		-	
	TOTAL MISCELLANEOUS	78,666	61,412	2,057,236	25,764	54,525	54,425		73,185	34.47%
OTHER SOURCES										
01-49110	Proceeds from Long-Term Debt	-	-	-	-	41,258	41,258		42,599	3.25%
	TOTAL MAINTENANCE	1,191,065	1,178,760	3,174,584	611,814	1,217,483	1,217,383		1,577,887	29.61%
WORKERS COMPENSATION (701)(23)										
INTERGOVERNMENT CHGS FOR SERVICES										
47413	Local Department Charges-Workers Comp	453,670	484,155	486,055	287,868	575,000	500,000		485,000	-3.00%
49300	Tranfer from Wkrs Comp Fund Balance	2,459	-	-	-	-	-		-	N/A
	TOTAL WORKERS COMPENSATION	456,129	484,155	486,055	287,868	575,000	500,000		485,000	-3.00%
OPEB (704)(14)										
INTERGOVERNMENT CHGS FOR SERVICES										
47413	Interdepartmental Charges OPEB	497,839	506,884	516,357	254,781	500,000	500,000		500,000	0.00%
	TOTAL OPEB	497,839	506,884	516,357	254,781	500,000	500,000		500,000	0.00%
PC REPLACEMENT FUND (705)(27)										
INTERGOVERNMENT CHGS FOR SERVICES										
47415	PC Replacement Fund Department Charges	109,530	110,550	123,925	134,180	134,180	134,180		142,170	5.95%
49210	Transfer from General Fund	250,000	-	-	-	-	-		-	N/A
	TOTAL PC REPLACEMENT	359,530	110,550	123,925	134,180	134,180	134,180		142,170	5.95%
TOTAL INTERNAL SERVICE FUNDS		12,452,606	12,504,123	14,246,967	6,449,824	12,944,492	12,855,145		14,053,230	9.32%
		12,452,606	12,504,123	14,246,967	6,449,824	12,944,492	12,855,145	-	14,053,230	
TOTAL PROPRIETARY FUND TYPES		26,509,402	26,005,428	26,771,405	11,077,222	24,654,565	24,034,986		25,163,722	4.70%
		26,509,402	26,005,428	26,771,405	11,077,222	24,654,565	24,034,986	-	25,163,722	
TRUST & AGENCY FUNDS										
SHERIFF TRUST (811)										
43521	Sheriff Trust-State Aid	1,610	-	-	-	-	-		-	N/A
48100	Sheriff Trust-Interest	189	195	207	-	-	-		-	N/A
48320	Sheriff Trust-Property Sales	294	7,829	6,940	-	-	-		-	N/A
48525	Sheriff Trust-Donations	20,148	42,705	12,171	-	-	-		-	N/A
48900	Sheriff Trust Misc Revenues	21,237	12,542	5,097	-	-	-		-	N/A
	TOTAL MISCELLANEOUS	41,867	63,271	24,416	-	-	-		-	
	TOTAL SHERIFF TRUST	43,477	63,271	24,416	-	-	-		-	N/A
LAND CONSERVATION TRUST (819)										
PUBLIC CHARGES FOR SERVICES										
46825	Land Conservation Trust-Tree Sales	22,713	22,691	23,164	16,390	22,000	27,900		27,900	0.00%
	TOTAL PUBLIC CHARGES	22,713	22,691	23,164	16,390	22,000	27,900		27,900	0.00%

WOOD CO 2016 AND 2017 BUDGET
REVENUES BY FUNDING SOURCE

Account Number	10/25/2016 14:46 ACCOUNT TITLE	2013 ACTUAL	2014 ACTUAL	2015 ACTUAL	6/30/2015 ACTUAL	2016 ESTIMATED	2016 BUDGET	2017 BUDGET	Percent Increase (Decrease)
MISCELLANEOUS									
48100	Land Conservation Trust-Interest	-	6	7	-	-	-	-	N/A
	TOTAL LAND CONSERVATION TRUST	22,713	22,697	23,172	16,390	22,000	27,900	27,900	0.00%
	TOTAL TRUST & AGENCY	66,190	85,968	47,587	16,390	22,000	27,900	27,900	0.00%
	TOTAL REVENUES	68,803,982	79,107,468	83,094,594.61	25,091,165.98	82,941,205.00	76,031,313	77,410,674	1.81%
PROPERTY TAXES									
101-9902-41110-000-00	General Fund	10,136,354	9,619,483	11,189,585	5,436,213	10,134,704	10,872,425	11,453,779	5.35%
104-9902-41110-000-00	Highway Governmental	-	2,828,592	1,346,377	673,188	1,346,376	1,346,376	1,346,376	0.00%
211-2065-41110-000-00	Norwood	2,128,288	1,811,561	1,812,511	820,031	1,968,625	1,640,061	1,371,828	-16.36%
211-4099-41110-000-00	Community	6,260,934	6,299,446	6,360,717	3,405,713	6,947,767	6,811,425	6,819,182	0.11%
220-9902-41110-000-00	Aging	198,278	198,278	198,278	99,139	198,278	198,278	198,278	0.00%
230-9902-41110-000-00	Child Support	42,093	37,140	37,137	24,834	41,962	49,669	58,334	17.45%
244-9902-41110-000-00	Parks State Aid	-	19,968	10,000	-	10,000	-	-	N/A
267-9902-41110-000-00	Transp & Econ Dev	55,208	117,139	123,139	84,555	118,610	169,110	124,110	-26.61%
301-9902-41110-000-00	Debt Service	217,801	454,800	970,700	654,871	1,309,741	1,309,742	2,575,612	96.65%
601-9902-41110-000-00	Edgewater	338,415	718,251	749,957	492,486	1,305,964	984,971	938,437	-4.72%
604-9902-41110-000-00	Highway	2,684,483	-	-	-	-		-	N/A
	TOTAL PROPERTY TAXES	22,061,854	22,104,658	22,798,401	11,691,029	23,382,027	23,382,057	24,885,936	6.43%
	TOTAL SOURCES	90,865,836	101,212,126	105,892,996	36,782,195	106,323,232	99,413,370	102,296,610	2.90%

WOOD COUNTY-2016 and 2017 BUDGETED
EXPENDITURES BY DEPARTMENT-FUNCTION DETAIL

Account Number	10/25/2016 14:59 ACCOUNT TITLE	2015 ACTUAL OPERATING	2015 CAPITAL OUTLAY	2015 ACTUAL TOTAL	6/30/16 ACTUAL OPERATING	6/30/16 CAPITAL OUTLAY	6/30/16 ACTUAL TOTAL	2016 ESTIMATED OPERATING	2016 CAPITAL OUTLAY	2016 ESTIMATED TOTAL	2016 BUDGET OPERATING	2016 CAPITAL OUTLAY	2016 BUDGET TOTAL	Percent Increase (Decrease)	2017 BUDGET OPERATING	2017 CAPITAL OUTLAY	2017 BUDGET TOTAL
GENERAL FUND																	
GENERAL GOVERNMENT																	
GENERAL COUNTY																	
51590	Contingency	-	-	-	-	-	-	-	-	-	430,800	-	430,800	4.46	450,000	-	450,000
59220	Transfer to Special Revenue	-	-	-	-	-	-	-	-	-	-	-	-	#DIV/0!	-	-	
	TOTAL GENERAL COUNTY	-	-	-	-	-	-	-	-	-	430,800	-	430,800	4.46	450,000	-	450,000
CLERK OF COURTS																	
51221	Clerk of Courts	1,247,123	-	1,247,123	597,762	-	597,762	1,286,243	13,000	1,299,243	1,240,873	13,000	1,253,873	4.33	1,308,163	-	1,308,163
51217	Divorce Mediation	10,545	-	10,545	5,938	-	5,938	13,375	-	13,375	15,000	-	15,000	33.33	20,000	-	20,000
51220	Family Court Commissioner	100,767	-	100,767	44,564	-	44,564	102,455		102,455	102,455	-	102,455	-	103,480	-	103,480
	TOTAL CLERK OF COURTS	1,358,435	-	1,358,435	648,264	-	648,264	1,402,073	13,000	1,415,073	1,358,328	13,000	1,371,328	4.40	1,431,643	-	1,431,643
CIRCUIT COURT BRANCH I																	
51212	Circuit Court Branch I	309,734	-	309,734	162,116	-	162,116	316,582		316,582	370,828		370,828	3.22	382,751	-	382,751
		309,734	-	309,734	162,116	-	162,116	316,582	-		370,828	-	370,828	3.22	382,751	-	382,751
CIRCUIT COURT BRANCH II																	
51213	Circuit Court Branch II	111,159	-	111,159	54,303	-	54,303	119,093		119,093	124,685	-	124,685	(5.49)	117,844	-	117,844
CIRCUIT COURT BRANCH III																	
51214	Circuit Court Branch III	115,569	-	115,569	55,702	-	55,702	117,404		117,404	117,679		117,679	2.02	120,051	-	120,051
51215	Drug Court	223,029	-	223,029	112,119	-	112,119	236,156		236,156	229,848	-	229,848		189,835	-	189,835
	TOTAL CIRCUIT COURT BRANCH III	338,598	-	338,598	167,821	-	167,821	353,560	-	353,560	347,527	-	347,527	(10.83)	309,886	-	309,886
INFORMATION TECHNOLOGY																	
51450	Information Technology	1,868,638	-	1,868,638	746,682	-	746,682	1,269,908	465,000	1,734,908	1,319,861	565,000	1,884,861	(28.68)	1,344,214	-	1,344,214
51451	Voice-Over IP	129,950	-	129,950	88,447	-	88,447	127,000		127,000	127,000	-	127,000	-	127,000	-	127,000
	TOTAL SYSTEMS	1,998,588	-	1,998,588	835,129	-	835,129	1,396,908	465,000	1,861,908	1,446,861	565,000	2,011,861	(26.87)	1,471,214	-	1,471,214
FINANCE																	
51510	Finance	245,864	-	245,864	134,779	-	134,779	275,967	-	275,967	276,289	-	276,289	3.19	285,095	-	285,095
TREASURER																	
51520	Treasurer	406,009	-	406,009	190,414	-	190,414	412,690	-	412,690	437,755	-	437,755	(1.89)	429,486	-	429,486
DISTRICT ATTORNEY																	
51310	District Attorney	251,653	-	251,653	123,937	-	123,937	266,051	-	266,051	269,435	-	269,435	4.63	281,899	-	281,899
51315	Victim Witness	132,927	-	132,927	67,294	-	67,294	138,740	-	138,740	142,013	-	142,013	4.09	147,819	-	147,819
51316	Task Force	864	-	864	289	-	289	875	-	875	900	-	900		900	-	900
51317	Victim Witness-Crime Witness	2,039	-	2,039	-		-	-			-		-		-	-	-
	TOTAL DISTRICT ATTORNEY	387,483	-	387,483	191,520	-	191,520	405,666	-	405,666	412,348	-	412,348	4.43	430,618	-	430,618
CORPORATION COUNSEL																	
51320	Corporation Counsel	211,226	-	211,226	103,354	-	103,354	219,095	-	219,095	219,129	-	219,129	3.59	226,995	-	226,995
REGISTER OF DEEDS																	
51710	Register of Deeds	380,599	-	380,599	196,633	-	196,633	388,178	-	388,178	393,980	-	393,980	2.73	404,716	-	404,716
51711	Reg of Deeds-Redaction	32,355	-	32,355	22,856	-	22,856	29,913	-	29,913	29,913	-	29,913	3.59	30,987	-	30,987
	TOTAL REGISTER OF DEEDS	412,954	-	412,954	219,489	-	219,489	418,091	-	418,091	423,893	-	423,893	2.79	435,703	-	435,703
COUNTY CLERK																	
51120	Committees & Commiss	150,478	-	150,478	78,539	-	78,539	161,530	-	161,530	164,264	-	164,264	3.64	170,246	-	170,246
51420	County Clerk	296,894	-	296,894	142,667	-	142,667	299,862	-	299,862	313,844	-	313,844	2.61	322,026	-	322,026
51424	Postage Meter	12,251	-	12,251	7,108	-	7,108	13,668	-	13,668	14,300	-	14,300	-	14,300	-	14,300
51440	Elections	34,731	-	34,731	49,863	-	49,863	101,161	-	101,161	144,026	-	144,026	(63.98)	51,884	-	51,884
51453	Information & Commun	12,425	-	12,425	6,246	-	6,246	13,400	-	13,400	18,600	-	18,600	(0.54)	18,500	-	18,500
	TOTAL COUNTY CLERK	506,778	-	506,778	284,423	-	284,423	589,621	-	589,621	655,034	-	655,034	(11.92)	576,956	-	576,956
HUMAN RESOURCES																	
51435	Human Resources	456,178	-	456,178	220,812	-	220,812	449,592	-	449,592	485,591	-	485,591	3.33	501,754	-	501,754
51436	Human Resources Programs	791	-	791	243	-	243	4,531	-	4,531	9,406	-	9,406	(46.84)	5,000	-	5,000
51433	Labor Relations	6,932	-	6,932	25,510	-	25,510	28,200	-	28,200	28,200	-	28,200	-	28,200	-	28,200
	TOTAL HUMAN RESOURCES	463,901	-	463,901	246,565	-	246,565	482,323	-	482,323	523,197	-	523,197	2.25	534,954	-	534,954
PURCHASING																	
51550	Purchasing	53,329	-	53,329	23,395	-	23,395	53,524	-	53,524	55,774	-	55,774	(2.37)	54,454	-	54,454
RISK MANAGEMENT																	
51931	Property & Liability Ins	466,866	-	466,866	432,532	-	432,532	468,789	-	468,789	619,461	-	619,461	(1.10)	612,622	-	612,622
CORONER																	
51231	Coroner	101,783	-	101,783	51,523	-	51,523	126,924	-	126,924	127,821	-	127,821	3.87	132,769	-	132,769
	TOTAL GENERAL GOVERNMENT	7,372,708	-	7,372,708	3,745,627	-	3,745,627	7,040,906	478,000	7,518,906	7,829,730	578,000	8,407,730	(6)	7,882,990	-	7,882,990
PUBLIC SAFETY																	
SHARED DISPATCH																	
52601	Dispatch	1,501,664	-	1,501,664	685,779	-	685,779	1,613,882	15,000	1,628,882	1,665,317	216,000	1,881,317	(1.71)	1,701,515	147,580	1,849,095
SHERIFF																	
52110	Sheriff Administration	1,860,259	538,158	2,398,417	1,065,560	228,370	1,293,930	2,225,655	285,600	2,511,255	2,281,931	285,664	2,567,595	(3.34)	2,319,025	162,835	2,481,860
52131	Indian Law Enforcement	12,722	-	12,722	5,024	-	5,024	23,622		23,622	31,701	-	31,701	4.53	33,137	-	33,137
59210-0	Transfer from Elect Monitor	-	-		-	-		90,000		90,000	155,893	-	155,893	21.22	188,969	-	188,969
52140	Traffic Police	2,796,671	-	2,796,671	1,280,899	-	1,280,899	2,802,838		2,802,838	2,943,462	-	2,943,462	2.59	3,019,768	-	3,019,768
52150	Civil Service	564	-	564	-	-	-	-			1,000	-	1,000	-	1,000	-	1,000
52710	Jail	2,228,971	-	2,228,971	1,039,182	-	1,039,182	2,308,487		2,308,487	2,432,568	-	2,432,568	0.01	2,432,886	-	2,432,886

WOOD COUNTY-2016 and 2017 BUDGETED
EXPENDITURES BY DEPARTMENT-FUNCTION DETAIL

Account Number	10/25/2016 14:59 ACCOUNT TITLE	2015 ACTUAL OPERATING	2015 CAPITAL OUTLAY	2015 ACTUAL TOTAL	6/30/16 ACTUAL OPERATING	6/30/16 CAPITAL OUTLAY	6/30/16 ACTUAL TOTAL	2016 ESTIMATED OPERATING	2016 CAPITAL OUTLAY	2016 ESTIMATED TOTAL	2016 BUDGET OPERATING	2016 CAPITAL OUTLAY	2016 BUDGET TOTAL	Percent Increase (Decrease)	2017 BUDGET OPERATING	2017 CAPITAL OUTLAY	2017 BUDGET TOTAL
52713	Transport/Safekeeper	1,058,508	-	1,058,508	347,016	-	347,016	1,064,200		1,064,200	1,066,215	-	1,066,215	-	1,066,215	-	1,066,215
52712	Electronic Monitoring	86,649	-	86,649	28,913	-	28,913	69,392		69,392	123,188	-	123,188	-	123,188	-	123,188
52711	Transport/Safekeeper	-	-	-	-	-	-	-			-	-		#DIV/0!	-	-	-
52721	Jail Surcharge	22,986	-	22,986	10,670	-	10,670	50,500		50,500	165,000	-	165,000	29.75	214,090	-	214,090
	TOTAL SHERIFF	8,067,330	538,158	8,605,488	3,777,263	228,370	4,005,633	8,634,694	285,600	8,920,294	9,200,958	285,664	9,486,622	0.79	9,398,278	162,835	9,561,113
	EMERGENCY MANAGEMENT																
52130	Police Radio	159,446	-	159,446	87,947	-	87,947	206,752		206,752	197,296	9,950	207,246	8.00	222,960	875	223,835
52510	SARA Title III	29,836	-	29,836	15,099	-	15,099	46,403		46,403	47,317	-	47,317	5.95	50,132	-	50,132
52520	Emergency Mgmt	278,478	-	278,478	114,261	-	114,261	217,474		217,474	268,905		268,905	(10.82)	236,454	3,345	239,799
52940	Anti-Terrorism	-	-	-	-	-	-	-			-	-		#DIV/0!	-	-	-
52530	Building Numbering	3,346	-	3,346	2,515	-	2,515	4,000		4,000	1,500	-	1,500	-	1,500	-	1,500
52930	Highway Safety	-	-	-	-	-	-	-		-	-	-		#DIV/0!	-	-	-
52540	Work Relief	108,146	-	108,146	82,368	-	82,368	159,996	24,565	184,561	128,032	21,100	149,132	17.12	174,661	-	174,661
52650	911	-	-	-	-	-	-	-			-	-		#DIV/0!	-	-	-
	TOTAL EMERGENCY MANAGEMENT	579,252	-	579,252	302,190	-	302,190	634,625	24,565	659,190	643,050	31,050	674,100	2.35	685,707	4,220	689,927
	TOTAL PUBLIC SAFETY	10,148,246	538,158	10,686,404	4,765,232	228,370	4,993,602	10,883,201	325,165	11,208,366	11,509,325	532,714	12,042,039	0.48	11,785,500	314,635	12,100,135
	HIGHWAY GOVERNMENTAL (104)																
	HIGHWAY COMMITTEE (1610)	-	-	-	-	-	-	-			-		-		-	-	-
53110	Highway Admin	269,527	-	269,527	125,239	-	125,239	266,042	-	266,042	278,315	-	278,315	2.07	284,066	-	284,066
53120	Highway Engineering	198,739	-	198,739	115,732	-	115,732	202,918	-	202,918	222,318	-	222,318	(6.33)	208,238	-	208,238
53191	Other Administration	244,834	-	244,834	128,638	-	128,638	332,479	-	332,479	243,905	-	243,905	35.92	331,515	-	331,515
53192	Other Administration-Radio	-	-	-	950	-	950	-	-		265	-	265	(100.00)	-	-	-
53193	Other Admin	68,898	-	68,898	77,155	-	77,155	-	-		77,130	-	77,130	(100.00)	-	-	-
53262	Bituminous Ops	-	-	-	-	-	-	-	-		121,718	-	121,718	(100.00)	-	-	-
53266	Bituminous Ops	3,433,065	-	3,433,065	524,836	-	524,836	3,425,795	-	3,425,795	3,476,610	-	3,476,610	(3.03)	3,371,217	-	3,371,217
53310	Maintenance CTHS	7,325	-	7,325	1,044	-	1,044	7,325		7,325	11,175		11,175		7,325	-	7,325
53311	Maintenance CTHS Patrol	1,106,099	-	1,106,099	952,675	-	952,675	1,270,656	-	1,270,656	1,274,200	-	1,274,200	(13.37)	1,103,784	-	1,103,784
53313	Maintenance Gang	141,065	-	141,065	32,663	-	32,663	143,085	-	143,085	46,338	-	46,338	196.35	137,321	-	137,321
53314	Maint Gang-Materials	790	-	790	865	-	865	-	-	-	-	-	-	#DIV/0!	-	-	-
53315	Maint Gang-Materials	762	-	762	-	-	-	-	-	-	-	-	-	#DIV/0!	-	-	-
57930	Depreciation & Amortization	-	-		-	-	-	-	-	-	-	-	-	#DIV/0!	-	-	-
	TOTAL HIGHWAY MAINTENANCE	5,471,104	-	5,471,104	1,959,798	-	1,959,798	5,648,300	-	5,648,300	5,751,974	-	5,751,974	(5.36)	5,443,466	-	5,443,466
	SNOW REMOVAL (1640)																
53312	Maintenance CTHS Snow Rem	504,614	-	504,614	544,809	-	544,809	742,365	-	742,365	903,774	-	903,774	0.40	907,385	-	907,385
	CO-AID ROADS & BRIDGES (1650)																
53340	Co-Aid Road Construction	413,142	-	413,142	56,539	-	56,539	467,472	-	467,472	464,628	-	464,628	(4.33)	444,502	-	444,502
53341	Co-Aid Bridge Construction	188,588	-	188,588	7,714	-	7,714	192,120	-	192,120	205,824	-	205,824	(2.83)	200,000	-	200,000
	TOTAL HIGHWAY AID	601,730	-	601,730	64,254	-	64,254	659,592	-	659,592	670,452	-	670,452	(3.87)	644,502	-	644,502
	TOTAL HIGHWAY GOVERNMENTAL	6,577,449	-	6,577,449	2,568,861	-	2,568,861	7,050,257	-	7,050,257	7,326,200	-	7,326,200	(4.52)	6,995,353	-	6,995,353
	HEALTH & SOCIAL SERVICES																
	HEALTH DEPARTMENT																
54121	Public Health	1,580,729	-	1,580,729	757,554	-	757,554	1,728,480	-	1,728,480	1,678,449	-	1,678,449	16.53	1,955,929	-	1,955,929
54122	Public Health WIC	338,144	-	338,144	162,379	-	162,379	337,900	-	337,900	346,451	2,500	348,951	(0.89)	345,858	-	345,858
54128	Grants	83,153	-	83,153	35,983	-	35,983	71,641	-	71,641	82,345	-	82,345	(4.20)	78,890	-	78,890
54130	Dental Sealants	97,083	-	97,083	43,175	-	43,175	84,732	-	84,732	87,906	1,500	89,406	28.05	114,485	-	114,485
	TOTAL HEALTH	2,099,109	-	2,099,109	999,092	-	999,092	2,222,753	-	2,222,753	2,195,151	4,000	2,199,151	13.46	2,495,162	-	2,495,162
	STATE SPECIAL CHARGES																
54316	State Charges for Mental Institutions	1,072	-	1,072	-	-	-	-	-		1,957	-	1,957	(78.33)	424	-	424
	HUMANE OFFICER																
54129	Humane Officer	28,819	-	28,819	14,760	-	14,760	30,499	-	30,499	30,499	-	30,499	0.87	30,764	-	30,764
	VETERANS SERVICE OFFICER																
54710	Veteran's Relief	3,247	-	3,247	614	-	614	3,872	-	3,872	4,161	-	4,161	-	4,161	-	4,161
54720	Veteran's Service Officer	316,369	-	316,369	144,407	-	144,407	312,810	-	312,810	314,100	-	314,100	0.05	314,248	-	314,248
54730	Veteran's Relief Donations	125	-	125	270	-	270	-	-		300	-	300	-	300	-	300
54740	Care of Veteran's Graves	2,865	-	2,865	265	-	265	2,865	-	2,865	2,865	-	2,865	(2,865)	2,865	-	2,865
54750	WDVA Grant to Counties	-	-	-	-	-	-	9,481		9,481	11,500		11,500	(11,500)	11,500		11,500
	TOTAL VETERANS SERVICE OFFICER	322,606	-	322,606	145,557	-	145,557	329,028	-	329,028	332,926	-	332,926	0.04	333,074	-	333,074
	TOTAL HEALTH & SOCIAL SERVICES	2,451,606	-	2,451,606	1,159,409	-	1,159,409	2,582,280	-	2,582,280	2,560,533	4,000	2,564,533	11.50	2,859,424	-	2,859,424
	LEISURE ACTIVITIES & EDUCATION																
	PARKS & FORESTRY																
55210	County Parks	1,604,093	-	1,604,093	709,697	-	709,697	1,480,653	282,000	1,762,653	1,492,653	270,000	1,762,653	(10.91)	1,570,296	-	1,570,296
	LIBRARY AID																
55112	Aid to Public Libraries	805,043	-	805,043	435,329	-	435,329	852,801		852,801	852,801	-	852,801	4.02	887,103	-	887,103
	UW EXTENSION																
55620	UW Extension	493,483	-	493,483	239,583	-	239,583	486,120		486,120	506,011	-	506,011	0.92	510,670	-	510,670
55650	UW Ext Jr. Fair	-	-	-	32,000	-	32,000	32,000		32,000	32,000	-	32,000	-	32,000	-	32,000
55660	UW Ext Project Accounts	30,532	-	30,532	5,316	-	5,316	27,700		27,700	27,700	-	27,700	-	27,700	-	27,700
55661	Farm Technology Days	-	-	-	20,000	-	20,000	20,000	-	20,000	20,000	-	20,000	115.00	43,000	-	43,000
	TOTAL UW EXTENSION	524,015	-	524,015	296,900	-	296,900	565,820	-	565,820	585,711	-	585,711	4.72	613,370	-	613,370
	FAIRGROUNDS																

WOOD COUNTY-2016 and 2017 BUDGETED
EXPENDITURES BY DEPARTMENT-FUNCTION DETAIL

Account Number	10/25/2016 14:59 ACCOUNT TITLE	2015 ACTUAL OPERATING	2015 CAPITAL OUTLAY	2015 ACTUAL TOTAL	6/30/16 ACTUAL OPERATING	6/30/16 CAPITAL OUTLAY	6/30/16 ACTUAL TOTAL	2016 ESTIMATED OPERATING	2016 CAPITAL OUTLAY	2016 ESTIMATED TOTAL	2016 BUDGET OPERATING	2016 CAPITAL OUTLAY	2016 BUDGET TOTAL	Percent Increase (Decrease)	2017 BUDGET OPERATING	2017 CAPITAL OUTLAY	2017 BUDGET TOTAL
55460	Marshfield Fairgrounds	25,000	-	25,000	25,000	-	25,000	25,000		25,000	25,000	-	25,000	-	25,000	-	25,000
UW WOOD CO/MFLD																	
55630	UW Ext Ctr-Mfld	166,693	-	166,693	51,189	-	51,189	47,452	116,000	163,452	47,452	116,000	163,452	(70.80)	47,727	-	47,727
	TOTAL LEISURE & EDUCATION	3,124,844	-	3,124,844	1,518,114	-	1,518,114	2,971,726	398,000	3,369,726	3,003,617	386,000	3,389,617	(7.26)	3,143,496	-	3,143,496
CONSERVATION & DEVELOPMENT																	
LAND CONSERVATION																	
56121	Land Conservation	135,102	-	135,102	57,801	-	57,801	137,637		137,637	137,973	-	137,973	59.22	219,683	-	219,683
56123	Wildlife Damage Abatement	147,121	-	147,121	21,567	-	21,567	55,181		55,181	55,416	-	55,416	6.16	58,832	-	58,832
59210	Permits & Fines	-	-	-	-	-	-	11,344		11,344	11,344		11,344	(6.14)	10,648	-	10,648
	TOTAL LAND CONSERVATION	282,223	-	282,223	79,368	-	79,368	204,162	-	204,162	204,733	-	204,733	41.24	289,163	-	289,163
PLANNING & ZONING																	
56310	Planning & Zoning	421,182	-	421,182	162,803	-	162,803	317,466		317,466	347,036	-	347,036	4.45	362,464	-	362,464
56340	Surveyor	42,747	-	42,747	5,889	-	5,889	44,080		44,080	44,750	-	44,750	-	44,750	-	44,750
56315	Census Redistricting	-	-	-	-	-	-	-	-	-	-	-		#DIV/0!	-	-	-
	TOTAL PLANNING & ZONING	463,929	-	463,929	168,692	-	168,692	361,546	-	361,546	391,786	-	391,786	3.94	407,214	-	407,214
GENERAL COUNTY																	
56740	Payment in Lieu of Tx	77,345	-	77,345	-	-	-	77,345	-	77,345	77,345	-	77,345	-	77,345	-	77,345
	TOTAL CONSERVATION & DEV	823,496	-	823,496	248,060	-	248,060	643,053	-	643,053	673,864	-	673,864	14.82	773,722	-	773,722
OTHER FINANCING USES																	
GENERAL COUNTY																	
59220	Transfer to Special Revenue	-	-	-	-	-	-	-	-	-	-	-	-	#DIV/0!	-		-
59120	Transfer to Jail from Electronic Mon	-	-	-	-	-	-	-	-	-	-	-	-	#DIV/0!	-	-	
59270	Transfer to PC Replacement	-	-	-	-	-	-	-	-	-	-	-	-	#DIV/0!	-		-
	TOTAL FINANCIING USES	-	-	-	-	-	-	-	-	-	-	-	-	#DIV/0!	-	-	-
	TOTAL GENERAL FUND	30,498,349	538,158	31,036,507	14,005,303	228,370	14,233,673	31,171,423	1,201,165	32,372,588	32,903,269	1,500,714	34,403,983	(1.89)	33,440,485	314,635	33,755,120
SPECIAL REVENUE FUNDS																	
HUMAN SERVICES (211)																	
COMMUNITY																	
54455	CSP/CTT Support	539,144	-	539,144	260,539	-	260,539	517,119	12,821	529,940	525,082	13,000	538,082	0.79	542,324	-	542,324
54470	Crisis Legal Services	590,629	-	590,629	273,719	-	273,719	591,820		591,820	618,960	-	618,960	11.92	692,722	-	692,722
54490	AODA CBRF	238,189	-	238,189	121,079	-	121,079	255,466		255,466	240,441	-	240,441	(100.00)	-	-	-
54460	Outpatient Clinic MH	1,056,559	-	1,056,559	539,623	-	539,623	1,118,921		1,118,921	1,537,306	-	1,537,306	(14.94)	1,307,679	-	1,307,679
54480	OPC MH AODA	344,404	-	344,404	169,985	-	169,985	386,101		386,101	423,325	-	423,325	14.11	483,066	-	483,066
54485	OPC Day Treatment	63,704	-	63,704	34,447	-	34,447	71,238		71,238	69,783	-	69,783	9.09	76,128	-	76,128
54475	Mental Health Contracts	1,285,914	-	1,285,914	552,585	-	552,585	1,436,843		1,436,843	1,606,665	-	1,606,665	(3.20)	1,555,300	-	1,555,300
54495	Alcohol & Drug Contracts	50,114	-	50,114	14,771	-	14,771	79,900		79,900	119,900	-	119,900	(12.51)	104,900	-	104,900
54465	CCS	1,114,279	-	1,114,279	629,458	-	629,458	1,496,646	13,000	1,509,646	1,511,665	13,000	1,524,665	6.88	1,629,561	-	1,629,561
54440	Birth to Three	414,836	-	414,836	194,254	-	194,254	434,989		434,989	429,854	-	429,854	3.70	445,739	-	445,739
54445	Family support	229,417	-	229,417	148,629	-	148,629	378,492		378,492	343,607	-	343,607	8.17	371,669	-	371,669
54450	Children's Waivers	188,550	-	188,550	86,027	-	86,027	193,030		193,030	197,048	-	197,048	3.97	204,866	-	204,866
54401	Child Welfare	3,832,686	-	3,832,686	1,770,120	-	1,770,120	3,723,702		3,723,702	3,678,708	-	3,678,708	1.80	3,745,101	-	3,745,101
54405	Youth Aids	2,754,387	-	2,754,387	1,453,646	-	1,453,646	3,084,385		3,084,385	3,092,461	-	3,092,461	(1.98)	3,031,172	-	3,031,172
54420	ESS	1,213,826	-	1,213,826	563,187	-	563,187	1,195,037		1,195,037	1,205,386	-	1,205,386	1.47	1,223,127	-	1,223,127
54425	ESS FSET	930,442	-	930,442	655,751	-	655,751	1,688,633		1,688,633	2,556,037	-	2,556,037	(19.36)	2,061,246	-	2,061,246
54430	FSET 50/50	269,598	-	269,598	122,147	-	122,147	371,590		371,590	641,186	-	641,186	(7.95)	590,180	-	590,180
54413	Aging Transportation	553,756	-	553,756	187,735	-	187,735	400,448		400,448	424,125	-	424,125	1.21	361,270	68,000	429,270
54415	W-2 Allocation	-	-	-	-	-	-	-			-			#DIV/0!			-
54435	LIEAP Operations	109,763	-	109,763	48,531	-	48,531	111,631		111,631	121,250	-	121,250	1.73	123,351	-	123,351
54410	Child Care	111,466	-	111,466	52,375	-	52,375	116,093		116,093	118,402	-	118,402	18.72	140,564	-	140,564
54500	Administration	3,035,941	-	3,035,941	1,588,662	-	1,588,662	3,045,457		3,045,457	3,045,793		3,045,793	1.39	3,088,243	-	3,088,243
	TOTAL COMMUNITY	18,927,602	-	18,927,602	9,467,270	-	9,467,270	20,697,541	25,821	20,723,362	22,506,984	26,000	22,532,984	(3.05)	21,778,208	68,000	21,846,208
INSITUTION																	
54310	Nursing Admin	-	-	-	-	-	-	219,256		219,256	-	-	-	#DIV/0!	218,758	-	218,758
54324	SNF-CMI	908,110	-	908,110	434,480	-	434,480	886,965	3,000	889,965	911,946	3,000	914,946	1.52	928,828	-	928,828
54325	SNF-TBI	639,841	-	639,841	329,594	-	329,594	799,156		799,156	962,153	-	962,153	(10.11)	864,870	-	864,870
54326	Inpatient Svc	2,652,635	-	2,652,635	1,528,707	-	1,528,707	3,681,990		3,681,990	3,355,618	-	3,355,618	4.68	3,512,791	-	3,512,791
54317	Crisis Stabilization	408,000	-	408,000	177,311	-	177,311	425,547		425,547	425,547	-	425,547	(8.62)	387,362	1,500	388,862
54330	Norwood Admin	202,615	-	202,615	106,674	-	106,674	-			214,806		214,806	(100.00)	-	-	-
54350	Dietary	772,289	-	772,289	365,767	-	365,767	763,611	78,348	841,959	772,496	7,600	780,096	25.07	975,655	-	975,655
54351	Plant Operations	957,903	-	957,903	348,826	-	348,826	627,880	299,400	927,280	684,135	299,400	983,535	(30.81)	680,490	-	680,490
54363	Medical Records	183,885	-	183,885	89,395	-	89,395	188,804		188,804	196,738	-	196,738	(3.04)	190,765	-	190,765
54365	Administration	966,040	-	966,040	601,900	-	601,900	1,137,094		1,137,094	1,205,006	-	1,205,006	(0.43)	1,199,775	-	1,199,775
	TOTAL INSITUTION	7,691,319	-	7,691,319	3,982,655	-	3,982,655	8,730,303	380,748	9,111,051	8,728,445	310,000	9,038,445	(0.86)	8,959,294	1,500	8,960,794
	TOTAL HUMAN SERVICES	26,618,921	-	26,618,921	13,449,924	-	13,449,924	29,427,844	406,569	29,834,413	31,235,429	336,000	31,571,429	(2.42)	30,737,502	69,500	30,807,002
AGING (220)																	
54611	ADRC-CW	198,278	-	198,278	49,570	-	49,570	198,278	-	198,278	198,278	-	198,278	-	198,278	-	198,278
54621	Transportation for Aging Admin	-	-	-	-	-	-	-			-			#DIV/0!	-	-	-
54622	Transportation for Aging	-	-	-	-	-	-	-			-			#DIV/0!	-	-	-
54674	Trust Fund	2,551	-	2,551	75	-	75	-	-		-	-		#DIV/0!	-	-	-
59220	Transfers to Special Revenue										-			#DIV/0!			
	TOTAL AGING	200,829	-	200,829	49,644	-	49,644	198,278	-	198,278	198,278	-	198,278	-	198,278	-	198,278
CHILD SUPPORT (230)																	
51330	Child Support Program	894,553	-	894,553	432,013	-	432,013	930,141	-	930,141	973,742	-	973,742	1.69	990,221	-	990,221
59210	Child Support Transfer to GF	-															

WOOD COUNTY-2016 and 2017 BUDGETED
EXPENDITURES BY DEPARTMENT-FUNCTION DETAIL

Account Number	10/25/2016 14:59 ACCOUNT TITLE	2015 ACTUAL OPERATING	2015 CAPITAL OUTLAY	2015 ACTUAL TOTAL	6/30/16 ACTUAL OPERATING	6/30/16 CAPITAL OUTLAY	6/30/16 ACTUAL TOTAL	2016 ESTIMATED OPERATING	2016 CAPITAL OUTLAY	2016 ESTIMATED TOTAL	2016 BUDGET OPERATING	2016 CAPITAL OUTLAY	2016 BUDGET TOTAL	Percent Increase (Decrease)	2017 BUDGET OPERATING	2017 CAPITAL OUTLAY	2017 BUDGET TOTAL
	TOTAL CHILD SUPPORT	894,553	-	894,553	432,013	-	432,013	930,141	-		973,742	-	973,742	1.69	990,221	-	990,221
	FORESTRY ROAD ACCOUNT (241)																
56111	State Forestry Road Maint	-	-	-	2,000	-	2,000	3,000		3,000	3,000	-	3,000	33.33	4,000	-	4,000
	WILDLIFE HABITAT FUND (242)																
56911	State Wildlife Habitat Fund	2,785	-	2,785	-	-	-	2,000		2,000	2,100	-	2,100	(4.76)	2,000	-	2,000
	FORESTS STATE AID (243)																
56912	County Forests State Aid	-	-	-	-	-	-	-			50,000	-	50,000	(100.00)	-	-	-
	PARKS STATE AID (244)																
55441	Maint of Snowmobile Trails	329,984	-	329,984	67,092	-	67,092	68,499		68,499	67,925	-	67,925	-	67,925	-	67,925
55442	ATV Maintenance	11,627	-	11,627	1,022	-	1,022	12,715		12,715	12,715	-	12,715	-	12,715	-	12,715
59210-2	Transfer to Special Revenue	-	-	-	-	-	-	-	-		-	-		#DIV/0!	-	-	-
	TOTAL PARKS STATE AID	341,611	-	341,611	68,114	-	68,114	81,214	-	81,214	80,640	-	80,640	-	80,640	-	80,640
	PARKS CAPITAL PROJECTS (245)																
56913	Parks & Forestry Capital Projects	120,850	-	120,850	33,635	-	33,635	8,660	593,000	601,660	4,330	262,000	266,330	17.77	8,660	305,000	313,660
59220	Transfers to Special Revenue	-	-	-	-	-	-	-	-	-	-			#DIV/0!	-	-	
	TOTAL PARKS CAPITAL PROJECTS	120,850	-	120,850	33,635	-	33,635	8,660	593,000	601,660	4,330	262,000	266,330	17.77	8,660	305,000	313,660
	LAND RECORD (261)																
56320	Land Records	158,635	-	158,635	65,034	-	65,034	158,144	7,500	165,644	255,344	10,000	265,344	(15.14)	217,664	7,500	225,164
	PRIVATE SEWAGE (262)																
56943	Private Sewage Administration	198,516	-	198,516	89,890	-	89,890	187,979	5,000	192,979	247,673	10,000	257,673	(8.77)	233,570	1,500	235,070
56944	Private Sewage Grant	-	-	-	-	-	-	-			-			#DIV/0!	-	-	-
	TOTAL PRIVATE SEWAGE	198,516	-	198,516	89,890	-	89,890	187,979	5,000	192,979	247,673	10,000	257,673	(8.77)	233,570	1,500	235,070
	YELLOW RIVER GRANTS (263)																
56124	Yellow River Watershed	-			-			-			-				-	-	-
56126	Yellow River Non-point source	-	-	-	-	-	-	-			-	-	-	#DIV/0!	-	-	
59220-2	Transfers to Special Revenue	-	-	-	-	-	-	-			-	-		#DIV/0!	-	-	-
	TOTAL YELLOW RIVER GRANTS	-	-	-	-	-	-	-			-	-	-	#DIV/0!	-	-	-
	DATCP GRANT (264)																
56122	DATCP Grant	305,409	-	305,409	76,602	-	76,602	356,880		356,880	218,840	-	218,840	8.91	238,334	-	238,334
59210-2	Transfer to General Fund	-	-	-	-			-			-			#DIV/0!			
	TOTAL DATCP GRANT	305,409	-	305,409	76,602	-	76,602	356,880	-	356,880	218,840	-	218,840	8.91	238,334	-	238,334
	NONMETALLIC MINING (265)																
56125	Nonmetallic Mining Reclamation	31,386	-	31,386	13,413	-	13,413	35,862		35,862	36,522	-	36,522	0.68	36,771	-	36,771
59210-2	Transfer to General Fund	-	-	-	-	-	-	-	-	-	-	-		#DIV/0!	-	-	-
	TOTAL NONMETALLIC MINING	31,386	-	31,386	13,413	-	13,413	35,862	-	35,862	36,522	-	36,522	0.68	36,771	-	36,771
	TRANSPORTATION & ECON DEV (267)																
56750	Economic Dev	290,456	-	290,456	69,500	-	69,500	117,925	-	117,925	154,110	-	154,110	(19.47)	124,110	-	124,110
56720	Bicycle Trails	-	-	-	-	-	-	-	-		-	-		#DIV/0!	-	-	-
56730	Airport Aid	15,000	-	15,000	-	-	-	-	-		15,000	-	15,000	(100.00)	-	-	-
56780	CDBG	20,654	-	20,654	28,300	-	28,300	40,000	-	40,000	-	-		#DIV/0!	40,000	-	40,000
	TOTAL TRANSP & ECON DEVELOPMENT	326,110	-	326,110	97,800	-	97,800	157,925	-	157,925	169,110	-	169,110	(2.96)	164,110	-	164,110
	HO CHUNK DONATIONS (280)																
53312-2	Highway Snow Removal	27,500	-	27,500	-	-	-	27,500		27,500	27,500	-	27,500	-	27,500	-	27,500
54121-2	Health	9,220	-	9,220	-	-	-	9,220		9,220	9,220	-	9,220	-	9,220	-	9,220
54315	Unified MH/AODA	27,500	-	27,500	-	-	-	27,500		27,500	27,500	-	27,500	-	27,500	-	27,500
55210-2	Parks-Powers Bluff	-	27,500	27,500	-	-	-	27,500		27,500	-	27,500	27,500	-	-	27,500	27,500
	TOTAL HO CHUNK	64,220	27,500	91,720	-	-	-	91,720	-	91,720	64,220	27,500	91,720	-	64,220	27,500	91,720
	SALES TAX (290)																
59210	Sales Tax	5,821,874	-	5,821,874	-	-	-	4,471,887	-	4,471,887	5,837,422	-	5,837,422	(8.68)	5,330,606	-	5,330,606
	TOTAL SPECIAL REVENUE	35,085,699	27,500	35,113,199	14,378,069	-	14,378,069	36,111,534	1,012,069	37,123,603	39,376,650	645,500	40,022,150	(3.26)	38,306,576	411,000	38,717,576
	DEBT SERVICE																
58110	Principal Highway Projects	-	-	-	250,000	-	250,000	580,000	-	580,000	-	-	-	#DIV/0!	1,300,000	-	1,300,000
58120	Principal Edgewater	-	-		-	-	-	315,000	-	315,000	-	-	-	#DIV/0!	315,000	-	315,000
58140	Principal-UW STEM	1,940,000	-	1,940,000	12,483	-	12,483	105,000	-	105,000	1,192,983	-	1,192,983	(91.20)	105,000	-	105,000
58150	Principal-Radio Equipment	-	-	-	-	-	-	170,000	-	170,000	-	-	-	#DIV/0!	170,000	-	170,000
58160	Principal-River Block	-	-	-	-	-	-	2,000,000	-	2,000,000	-	-	-	#DIV/0!	460,000	-	460,000
58170	Principal-Forest Loans	-	-	-	-	-	-	-	-		-	-	-	#DIV/0!	-	-	-
58210	Interest-Highway Projects	-	-	-	2,854	-	2,854	241,111	-	241,111	-	-	-	#DIV/0!	285,949	-	285,949
58220	Interest-Edgewater	-	-	-	-	-	-	38,800	-	38,800	-	-	-	#DIV/0!	32,500	-	32,500
58240	Interest-UW STEM	226,879	-	226,879	160,594	-	160,594	22,983	-	22,983	310,149	-	310,149	(93.91)	18,900	-	18,900
58250	Interest-Radio Equipment	-	-	-	-	-	-	30,237	-	30,237	-	-	-	#DIV/0!	25,125	-	25,125
58260	Interest-River Block	-	-	-	-	-	-	5,700	-	5,700	-	-	-	#DIV/0!	72,155	-	72,155
58295		15,689	-	15,689	-	-	-	-	-		-	-	-	#DIV/0!	-	-	-
	TOTAL DEBT SERVICE	2,182,568	-	2,182,568	425,931	-	425,931	3,508,831	-	3,508,831	1,503,132	-	1,503,132	85.26	2,784,629	-	2,784,629
	CAPITAL PROJECTS																
57120	Cap Projects-Systems	-	-	-	-	-	-	-			-	-	-	#DIV/0!	-	-	-
57140	Cap Projects-Gen Gov Land	-	2,000,000	2,000,000	-	-	-	-			-	-	-	#DIV/0!	-	1,000,000	1,000,000
57141	Cap Projects-Gen Gov Bldgs	-	-	-	-	-	-	1,000,000		1,000,000	-	-	-	#DIV/0!	-	4,000,000	4,000,000
57210	Cap Projects-Shared Dispatch	-	-	-	-	-	-	-			-	-	-	#DIV/0!	-	-	-
57230	Cap Projects-Police Radio	(0)	477,813	477,813	0	55,543	55,543	72,880		72,880	-	-	-	#DIV/0!	-	-	-
57310	Capital Projects-Highway	-	5,106,500	5,106,500	0	1,435,497	1,435,497	4,690,086		4,690,086	4,700,000		4,700,000	0.64	4,730,000		4,730,000

WOOD COUNTY-2016 and 2017 BUDGETED
EXPENDITURES BY DEPARTMENT-FUNCTION DETAIL

Account Number	10/25/2016 14:59 ACCOUNT TITLE	2015 ACTUAL OPERATING	2015 CAPITAL OUTLAY	2015 ACTUAL TOTAL	6/30/16 ACTUAL OPERATING	6/30/16 CAPITAL OUTLAY	6/30/16 ACTUAL TOTAL	2016 ESTIMATED OPERATING	2016 CAPITAL OUTLAY	2016 ESTIMATED TOTAL	2016 BUDGET OPERATING	2016 CAPITAL OUTLAY	2016 BUDGET TOTAL	Percent Increase (Decrease)	2017 BUDGET OPERATING	2017 CAPITAL OUTLAY	2017 BUDGET TOTAL
58295	Fiscal Charges	-			-			-			-						
57412	Cap Projects-HSS	-		-	-	-	-	-			-	-	-	#DIV/0!	-	-	-
59210	Transfer to General Fund	120,000		120,000													
59230	Transfer to Debt Service	202,477	-	202,477	-			1,752,700		1,752,700	-	-	-	#DIV/0!	-	-	-
57640	Cap Projects-UW Remodeling	-	-	-	-			1,000,000		1,000,000	-	1,000,000	1,000,000	(100.00)	-	-	-
58295	Paying Agent Service Charge	70,933	-	70,933	-			-			85,000	-	85,000	(100.00)	-		
	TOTAL CAPITAL PROJECTS	393,410	7,584,313	7,977,723	1	1,491,040	1,491,041	8,515,666	-	8,515,666	4,785,000	1,000,000	5,785,000	68.19	4,730,000	5,000,000	9,730,000
	TOTAL GOVERNMENTAL	68,160,026	8,149,971	76,309,997	28,809,304	1,719,410	30,528,714	79,307,454	2,213,234	81,520,688	78,568,051	3,146,214	81,714,265	4.01	79,261,690	5,725,635	84,987,325
PROPRIETARY FUND TYPES																	
ENTERPRISE FUNDS																	
EDGEWATER NURSING HOME																	
54210	Nursing/Rehab	4,733,881	-	4,733,881	2,206,346	-	2,206,346	4,726,849		4,726,849	5,036,810	10,000	5,046,810	(16.80)	4,199,014	-	4,199,014
54211	Housekeeping	153,097	-	153,097	75,313	-	75,313	150,626		150,626	155,400	-	155,400	-	155,400	-	155,400
54212	Dietary	780,409	-	780,409	346,600	-	346,600	748,169		748,169	790,613		790,613	(3.11)	766,029	-	766,029
54213	Laundry	136,964	-	136,964	67,374	-	67,374	140,216		140,216	143,485	-	143,485	1.80	146,073	-	146,073
54214	Maintenance	371,500	-	371,500	154,399	-	154,399	358,031	83,050	441,081	410,616	167,000	577,616	(30.42)	401,929	-	401,929
54215	Therapy	-	-	-	-	-	-	-		-	-	-	-	#DIV/0!	-	-	-
54217	Activities	195,688	-	195,688	93,375	-	93,375	197,830		197,830	203,590	-	203,590	(10.62)	181,959	-	181,959
54218	Social Services	125,577	-	125,577	63,300	-	63,300	132,937		132,937	133,745	-	133,745	4.79	140,152	-	140,152
54219	Administration	754,749	-	754,749	339,178	-	339,178	700,053		700,053	683,233	-	683,233	(4.47)	652,662	-	652,662
54220	Donations	-	-	-	-	-	-	-	-	-	-	-	-	#DIV/0!	-	-	-
59230	Transfer to Capital Projects	-	-		-	-		-	-	-	-	-	-	#DIV/0!	-	-	-
	TOTAL EDGEWATER	7,251,866	-	7,251,866	3,345,885	-	3,345,885	7,154,711	83,050	7,237,761	7,557,492	177,000	7,734,492	(14.11)	6,643,218	-	6,643,218
HIGHWAY DEPARTMENT																	
53210	Employee Taxes & Benefits	67,374	-	67,374	(727,918)	-	(727,918)	-	-	-	1	-	1	(100.00)	-	-	-
53220	Field Tools	15,156	-	15,156	(23,220)	-	(23,220)	45,365		45,365	3,506	-	3,506	264.46	12,778	-	12,778
53230	Shop Operations	247,202	-	247,202	151,575	-	151,575	284,255		284,255	238,686	-	238,686	6.58	254,382	-	254,382
53232	Fuel Handling	17,122	-	17,122	3,388	-	3,388	17,130		17,130	20,397	-	20,397	(52.93)	9,600	-	9,600
53240	Machinery Operations	1,035,429	-	1,035,429	465,157	-	465,157	1,035,045		1,035,045	1,130,919	808,000	1,938,919	(3.01)	1,070,470	810,000	1,880,470
53260	Bituminous Ops Machinery	184,047	-	184,047	153,639	-	153,639	270,645		270,645	281,442	-	281,442	(38.57)	172,903	-	172,903
53265	Bituminous Ops	-	-	-	-	-	-	-			-	-		#DIV/0!	-	-	-
		-	-	-	-	-	-	-			-	-		#DIV/0!	-	-	-
53270	Buildings & Grounds	6,550	-	6,550	20,000	-	20,000	157,320		157,320	45,842	-	45,842	252.37	161,535	-	161,535
53271	Buildings & Grounds-Wis Rapids	163,697	-	163,697	63,411	-	63,411	-			95,200	-	95,200	(100.00)	-	-	-
53272	Buildings & Grounds-Auburndale	3,144	-	3,144	-	-	-	-			-	-	-	#DIV/0!	-	-	-
53273	Buildings & Grounds-Marshfield	12,033	-	12,033	17,829	-	17,829	-			12,665	-	12,665	(100.00)	-	-	-
53274	Buildings & Grounds-Pittsville	6,804	-	6,804	3,586	-	3,586	-			9,680	-	9,680	(100.00)	-	-	-
53275	Buildings & Grounds-Salt Shed	214	-	214	2,512	-	2,512	-			1,425	-	1,425	(100.00)	-	-	-
53281	Acquisition of Cap Assets	-	-	-	-	-	-	-	-		-	-		#DIV/0!	-	-	-
		1,691,398	-	1,691,398	857,878	-	857,878	1,809,760	-	1,809,760	1,839,762	808,000	2,647,762		1,681,668	810,000	2,491,668
53320	Maintenance STHS	1,223,884	-	1,223,884	614,413	-	614,413	1,295,730	-	1,295,730	1,171,372	-	1,171,372	14.67	1,343,223	-	1,343,223
53323	Maintenance STHS PBM	19,295	-	19,295	20,511	-	20,511	-	-		-				-	-	-
53330	Local Roads	1,045,757	-	1,045,757	167,383	-	167,383	275,392	-	275,392	431,863	-	431,863	144.15	1,054,383	-	1,054,383
53490	Other Services	484,371	-	484,371	237,434	-	237,434	484,371	-	484,371	137,926	-	137,926	252.10	485,636	-	485,636
53600	OPEB Accrual	12,429	-	12,429	-	-	-	-	-		-	-	-	#DIV/0!	-	-	-
	TOTAL HIGHWAY	4,544,507	-	4,544,507	1,169,701	-	1,169,701	3,865,253	-	3,865,253	3,580,924	808,000	4,388,924	22.47	4,564,910	810,000	5,374,910
	TOTAL ENTERPRISE FUNDS	11,796,373	-	11,796,373	4,515,587	-	4,515,587	11,019,964	83,050	11,103,014	11,138,416	985,000	12,123,416	(0.87)	11,208,128	810,000	12,018,128
INTERNAL SERVICE FUNDS																	
HEALTH BENEFITS																	
51430	Health Benefit Payments	11,213,343	-	11,213,343	5,054,452	-	5,054,452	11,399,276	-	11,399,276	10,397,196	-	10,397,196	4.84	10,900,069	-	10,900,069
51431	Health-Wellness	182,840	-	182,840	98,731	-	98,731	216,651	-	216,651	194,761	-	194,761	36.71	266,256	-	266,256
59720	Tfr Hlth Ben to Wellness	-	-	-	-	-	-	216,651	-	216,651	194,761	-	194,761	-	266,256	-	266,256
	TOTAL HEALTH BENEFITS	11,396,183	-	11,396,183	5,153,184	-	5,153,184	11,832,578	-	11,832,578	10,786,718	-	10,786,718	5.99	11,432,581	-	11,432,581
MAINTENANCE																	
51611	Courthouse & Jail	792,336	-	792,336	455,320	-	455,320	1,105,282	348,139	1,453,421	812,945	210,000	1,022,945	(36.32)	621,392	30,000	651,392
51620	Courthouse Annex	8,085	-	8,085	5,309	-	5,309	(27,601)	27,601		8,177	-	8,177	(100.00)	-	-	-
51630	Human Services Bldg	73,188	-	73,188	27,634	-	27,634	137,124		137,124	75,448	10,000	85,448	(99.18)	704	-	704
51640	Joint Use Building	11,664	-	11,664	4,750	-	4,750	8,000		8,000	11,991	5,000	16,991	(52.92)	(32,000)	40,000	8,000
51650	Sheriff Lockup	3,021	-	3,021	2,492	-	2,492	16,000		16,000	6,480	5,000	11,480	39.37	16,000	-	16,000
51660	CBRF's	20,118	-	20,118	6,001	-	6,001	80,400		80,400	24,096	20,000	44,096	82.33	80,400	-	80,400
51670	River Block							(125,000)	125,000		-			#DIV/0!	562,320	-	562,320
	TOTAL MAINTENANCE	908,413	-	908,413	501,505	-	501,505	1,194,205	500,740	1,694,945	939,137	250,000	1,189,137	10.91	1,248,816	70,000	1,318,816
WORKER COMPENSATION																	
51933	Worker's Comp Ins	412,465	-	412,465	163,907	-	163,907	370,234		370,234	481,488	-	481,488	0.85	485,578	-	485,578
	TOTAL WORKER COMPENSATION	412,465	-	412,465	163,907	-	163,907	370,234	-	370,234	481,488	-	481,488	0.85	485,578	-	485,578
OPEB																	
51934	Sick Leave Conversion	259,300	-	259,300	186,014	-	186,014	400,000		400,000	500,000	-	500,000	-	500,000	-	500,000
PC REPLACEMENT																	
51452	PC Replacement Fund	109,827	-	109,827	44,214	-	44,214	128,000	32,000	160,000	150,000	10,000	160,000	(11.25)	112,000	30,000	142,000
	TOTAL INTERNAL SERVICE	13,086,188	-	13,086,188	6,048,823	-	6,048,823	13,925,017	532,740	14,457,757	12,857,343	260,000	13,117,343	5.81	13,778,975	100,000	13,878,975
	TOTAL PROPRIETARY	24,882,561	-	24,882,561	10,564,410	-	10,564,410	24,944,981	615,790	25,560,771	23,995,759	1,245,000	25,240,759	2.60	24,987,103	910,000	25,897,103

WOOD COUNTY-2016 and 2017 BUDGETED
EXPENDITURES BY DEPARTMENT-FUNCTION DETAIL

Account Number	10/25/2016 14:59 ACCOUNT TITLE	2015 ACTUAL OPERATING	2015 CAPITAL OUTLAY	2015 ACTUAL TOTAL	6/30/16 ACTUAL OPERATING	6/30/16 CAPITAL OUTLAY	6/30/16 ACTUAL TOTAL	2016 ESTIMATED OPERATING	2016 CAPITAL OUTLAY	2016 ESTIMATED TOTAL	2016 BUDGET OPERATING	2016 CAPITAL OUTLAY	2016 BUDGET TOTAL	Percent Increase (Decrease)	2017 BUDGET OPERATING	2017 CAPITAL OUTLAY	2017 BUDGET TOTAL
TRUST AND AGENCY																	
LAND CONSERVATION TRUST																	
56127	Land Conservation Trust	19,270	-	19,270	10,442	-	10,442	23,694	-	23,694	25,150	-	25,150	(0.60)	25,000	-	25,000
59220	Transfer to General Fund	-	-	-	-	-	-	-	-		-	-		#DIV/0!	15,281	-	15,281
	TOTAL LAND CONSERVATION TRUST	19,270	-	19,270	10,442	-	10,442	23,694	-	23,694	25,150	-	25,150	60.16	40,281	-	40,281
		-	-	-				-									
	TOTAL TRUST AND AGENCY	19,270	-	19,270	10,442	-	10,442	23,694	-	23,694	25,150	-	25,150	60.16	40,281	-	40,281
	TOTAL DEPARTMENTS	93,061,857	8,149,971	101,211,828	39,384,156	1,719,410	41,103,566	104,276,129	2,829,024	107,105,153	102,588,960	4,391,214	106,980,174	3.69	104,289,074	6,635,635	110,924,709
	TOTAL COUNTY	93,061,857	8,149,971	101,211,828	39,384,156	1,719,410	41,103,566	104,276,129	2,829,024	107,105,153	102,588,960	4,391,214	106,980,174	3.69	104,289,074	6,635,635	110,924,709
57910	Depreciation-Gen Government	387,076	40,592	427,668	-	-	-	-	-	-	-	-	-	#DIV/0!	-	-	-
57920	Depreciation-Public Safety	3,710	381,797	385,507	-	-	-	-	-	-	-	-	-	#DIV/0!	-	-	-
57930	Depreciation-Highway	465,907	1,794,921	2,260,828	-	-	-	-	-	-	-	-	-	#DIV/0!	-	-	-
57940	Depreciation-H&SS	357,965	165,243	523,208	127,332	-	127,332	-	-	-	-	-	-	#DIV/0!	-	-	-
57950	Depreciation-Ed & Recreation	(0)	235,066	235,066	-	-	-	-	-	-	-	-	-	#DIV/0!	-	-	-
57960	Depreciation-Conserv & Dev	0	18,135	18,135	-	-	-	-	-	-	-	-	-	#DIV/0!	-	-	-
	TOTAL DEPRECIATION	1,214,659	2,635,754	3,850,413	127,332	-	127,332	-	-	-	-	-	-	#DIV/0!	-	-	-
														#DIV/0!			
		-	-	-	-	-	-	-	-	-	-	-	-	#DIV/0!	-	-	-
		-	-	-	-	-	-	-	-	-	-	-	-	#DIV/0!	-	-	-
59220	Transfers to Special Revenue	27,745	-	27,745	-	-	-	-	-	-	-	-	-	#DIV/0!	-	-	-
59230	Transfers to Debt Service	-	-		252,854		252,854	-	-	-	-	-	-	#DIV/0!	-	-	-
59260	Transfers to Enterprise Funds	494,861	-	494,861	-	-	-	-	-	-	-	-	-	#DIV/0!	-	-	-
59270	Transfers to Internal Service	-	-	-	-	-	-	-	-	-	-	-	-	#DIV/0!	-	-	-
59900	Residual Equity Transfers	-	-	-	-	-	-	-	-	-	-	-	-	#DIV/0!	-	-	-
	TOTAL TRANSFERS	522,606	-	522,606	252,854	-	252,854	-	-	-	-	-	-	#DIV/0!	-	-	-
	NET EXPENDITURES	94,799,122	10,785,725	105,584,847	39,764,342	1,719,410	41,483,752	104,276,129	2,829,024	107,105,153	102,588,960	4,391,214	106,980,174	3.69	104,289,074	6,635,635	110,924,709

BUDGET BY EXPENSE CATEGORY

THIS PAGE LEFT BLANK INTENTIONALLY

GENERAL GOVERNMENT

THIS PAGE LEFT BLANK INTENTIONALLY

COUNTY OF WOOD
2017 Expense Budget by Activity

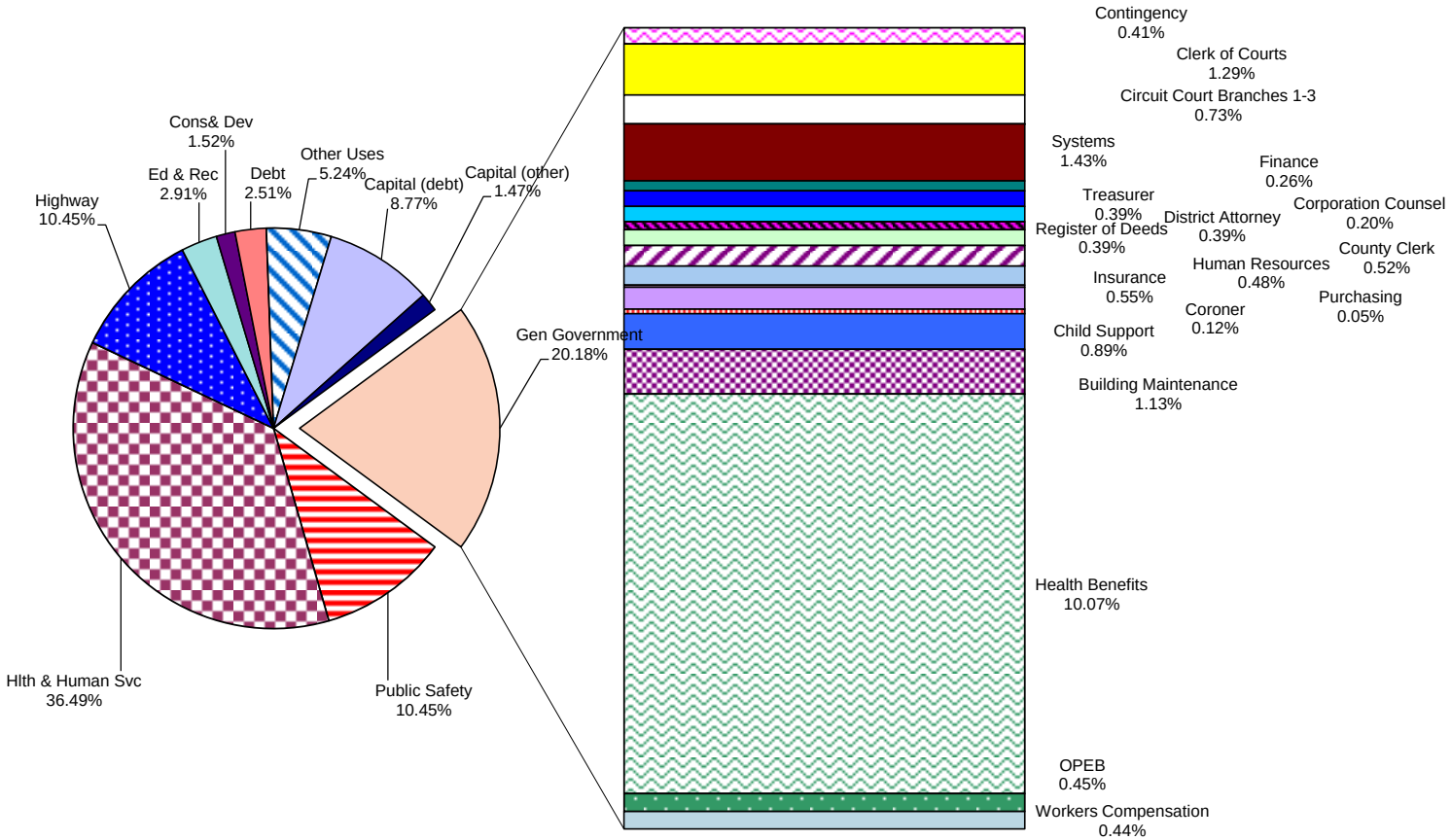

Detail by Percentage of General Government Expenses

General (Non-Program) Contingency Fund

Statement of Purpose

To provide funds only for emergency and other situations that could not be anticipated or adequately planned for during the budget development and review process. In preparing agency budget requests, departments are required to identify all anticipated expenditures for projects and programs. The Executive Committee is authorized by the County Board to transfer appropriations between budgeted functions within a department or to transfer funds from the contingency fund. Such transfers are limited to the lesser of $5,000 or 10 percent of the funds originally budgeted in the function receiving the transfer. This part of the budget includes non-program revenue such as shared revenues and sales tax transfers.

Ho-Chunk Donations

Statement of Purpose

To account for contributions from, and uses of, proceeds by the Ho-Chunk Native American Nation. Wood County informs the Nation of the planned and actual uses of the revenue to assure them that the uses of revenue do not conflict with the interests of the Nation.

Other Post-Employment Benefits (OPEB)

Statement of Purpose

To account for the expected conversion of sick leave to health insurance coverage for retiring employees. The County provides other postemployment benefits (OPEB) for regular employees through a single-employer defined benefit plan OPEB plan. An employee with at least 15 consecutive years of employment with the County, who becomes eligible for WRS benefits, and who applies for WRS benefits within 30 days of the last day they reported to work, shall be allowed to use up to 100 days of accumulated sick leave at the rate in effect at the time of retirement to use for health insurance premiums.

WOOD COUNTY BUDGET
SUMMARY SHEET
2017

	2
DEPT NUMBER	**9901**
DEPT	**NON-DEPARTMENTAL**
A/C NAME	**Contingency/General**
FUNCTION	**51590**

Category	2017 Requested Budget	% Incr(Decr) 2016 Budget	2016 Revised Budget	Actual Through 6/30/2016	2016 Estimated	2015 Actual	2014 Actual	2013 Actual
Personal Services	$ -	N/A	$ -	$ -	$ -	$ -	$ -	$ -
Contractual Services	424	-78.33%	1,957	-	1,957	1,072	842	515
Supplies and Expense	450,000	1.40%	443,800	-	-	-	-	-
Fixed Charges	-	N/A	-	-	-	-	-	-
Debt Service	-	N/A	-	-	-	-	-	-
Grants, Contributions & Other	-	N/A	-	-	-	-	-	-
Total Operating Expenditures	450,424	1.05%	445,757	-	1,957	1,072	842	515
Capital Outlay	-	N/A	-	-	-	-	-	-
Other Financing Uses	-	N/A	-	-	-	507,933	969,238	1,644,001
Total Expenditures	$ 450,424	1.05%	$ 445,757	$ -	$ 1,957	$ 509,006	$ 970,080	$ 1,644,516
Taxes	604	-71.74%	2,137	64	2,137	1,258	1,024	716
Intergovernmental	3,353,697	1.45%	3,305,633	-	3,357,947	3,354,626	3,276,669	3,229,678
Licenses and Permits	-	N/A	-	-	-	-	-	-
Fines, Forfeits and Penalties	-	N/A	-	-	-	-	-	-
Public Charges for Services	-	N/A	-	-	-	-	-	-
Intergovernmental Charges	-	N/A	-	-	-	-	-	-
Miscellaneous	145,000	-12.12%	165,000	49,683	145,000	65,794	113,628	(8,122)
Other Financing Sources	5,206,434	-10.81%	5,837,422	-	4,348,945	5,691,874	6,270,659	5,480,562
Total Revenues	$ 8,705,735	-6.49%	$ 9,310,192	$ 49,746	$ 7,854,029	$ 9,113,551	$ 9,661,979	$ 8,702,833
Beginning Carryover		N/A						
Ending Carryover		N/A						
Tax Levy	$ (8,255,311)	-6.87%	$ (8,864,435)	$ (49,746)	$ (7,852,072)	$ (8,604,546)	$ (8,691,899)	$ (7,058,317.36)

2 Number of Positions (FTE's)	2017 Requested Budget	% Incr(Decr) 2016 Budget	2016 Revised Budget	Actual Through 6/30/2016	2016 Estimated	2015 Actual	2014 Actual	2013 Actual
Regular	-		-			-	-	-
Part-Time/Temporary	-							
Request for Program Improvement	-							
Vacant	-							
Total Number of Positions (FTE's)	-	-	-	-	-	-	-	-

WOOD COUNTY BUDGET
SUMMARY SHEET
2017

	8
DEPT NUMBER	**9904**
DEPT	**NON-DEPARTMENTAL**
A/C NAME	**Ho-Chunk Donations**
FUNCTION	**53312**

Category	2017 Requested Budget	% Incr(Decr) 2016 Budget	2016 Revised Budget	Actual Through 6/30/2016	2016 Estimated	2015 Actual	2014 Actual	2013 Actual
Personal Services	$ -	N/A	$ -	$ -	$ -	$ -	$ -	$ -
Contractual Services	-	N/A	-	-	-	-	-	-
Supplies and Expense	64,220	0.00%	64,220	1,874	64,220	64,220	64,220	91,720
Fixed Charges	-	N/A	-	-	-	-	-	-
Debt Service	-	N/A	-	-	-	-	-	-
Grants, Contributions & Other	-	N/A	-	-	-	-	-	-
Total Operating Expenditures	64,220	0.00%	64,220	1,874	64,220	64,220	64,220	91,720
Capital Outlay	27,500	0.00%	27,500	-	27,500	27,500	27,500	-
Other Financing Uses	-	N/A	-	-	-	-	-	-
Total Expenditures	$ 91,720	0.00%	$ 91,720	$ 1,874	$ 91,720	$ 91,720	$ 91,720	$ 91,720
Intergovernmental	-	N/A	-	-	-	-	-	-
Licenses and Permits	-	N/A	-	-	-	-	-	-
Fines, Forfeits and Penalties	-	N/A	-	-	-	-	-	-
Public Charges for Services	-	N/A	-	-	-	-	-	-
Intergovernmental Charges	-	N/A	-	-	-	-	-	-
Miscellaneous	91,720	0.00%	91,720	91,720	91,720	91,720	91,720	91,720
Other Financing Sources	-	N/A	-	-	-	-	-	-
Total Revenues	$ 91,720	0.00%	$ 91,720	$ 91,720	$ 91,720	$ 91,720	$ 91,720	$ 91,720
Beginning Carryover		N/A						
Ending Carryover		N/A						
Tax Levy	$ -	N/A	$ -	$ (89,846)	$ -	$ -	$ -	$ -

8 Number of Positions (FTE's)	2017 Requested Budget	% Incr(Decr) 2016 Budget	2016 Revised Budget	Actual Through 6/30/2016	2016 Estimated	2015 Actual	2014 Actual	2013 Actual
Regular	-		-			-	-	-
Part-Time/Temporary	-							
Request for Program Improvement	-							
Vacant	-							
Total Number of Positions (FTE's)	-	-	-	-	-	-	-	-

WOOD COUNTY BUDGET
SUMMARY SHEET
2017

	5
DEPT NUMBER	**1404**
DEPT	**FINANCE**
A/C NAME	**OPEB**
FUNCTION	**51934**

Category	2017 Requested Budget	% Incr(Decr) 2016 Budget	2016 Revised Budget	Actual Through 6/30/2016	2016 Estimated	2015 Actual	2014 Actual	2013 Actual
Personal Services	$ -	N/A	$ -	$ -	$ -	$ -	$ -	$ -
Contractual Services	-	N/A	-	-	-	-	-	(44)
Supplies and Expense	500,000	0.00%	500,000	186,014	400,000	259,300	149,302	200,953
Fixed Charges	-	N/A	-	-	-	-	-	-
Debt Service	-	N/A	-	-	-	-	-	-
Grants, Contributions & Other	-	N/A	-	-	-	-	-	-
Total Operating Expenditures	500,000	0.00%	500,000	186,014	400,000	259,300	149,302	200,909
Capital Outlay	-	N/A	-	-	-	-	-	-
Other Financing Uses	-	N/A	-	-	-	-	-	-
Total Expenditures	$ 500,000	0.00%	$ 500,000	$ 186,014	$ 400,000	$ 259,300	$ 149,302	$ 200,909
Intergovernmental	-	N/A	-	-	-	-	-	-
Licenses and Permits	-	N/A	-	-	-	-	-	-
Fines, Forfeits and Penalties	-	N/A	-	-	-	-	-	-
Public Charges for Services	-	N/A	-	-	-	-	-	-
Intergovernmental Charges	500,000	0.00%	500,000	254,781	500,000	516,357	506,884	497,839
Miscellaneous	-	N/A	-	-	-	-	-	-
Other Financing Sources	-	N/A	-	-	-	-	-	-
Total Revenues	$ 500,000	0.00%	$ 500,000	$ 254,781	$ 500,000	$ 516,357	$ 506,884	$ 497,839
Beginning Carryover	510,110	24.38%	410,110	410,110	410,110	153,053	(204,529)	(501,459)
Ending Carryover	510,110	24.38%	410,110	478,878	510,110	410,110	153,053	(204,529)
Tax Levy	$ -	N/A	$ -	$ -	$ -	$ -	$ -	$ -

5 **Number of Positions (FTE's)**	2017 Requested Budget	% Incr(Decr) 2016 Budget	2016 Revised Budget	Actual Through 6/30/2016	2016 Estimated	2015 Actual	2014 Actual	2013 Actual
Regular	-		-			-	-	-
Part-Time/Temporary	-							
Request for Program Improvement	-							
Vacant	-							
Total Number of Positions (FTE's)	-	-	-	-	-	-	-	-

Clerk of Courts

Statement of Purpose

The Clerk of Courts is the official record keeper for matters brought before the Wood County Circuit Court. The office receives and disburses bail, fines, forfeitures, fees and restitution as provided for by state statute or upon order of the court and supports and assists other county and state agencies through the coordination of services and the collection and reporting of case related information.

The duties of the Clerk of Circuit Court's Office, as prescribed by state statute and established through local procedure, include the following services:

Cash management and event tracking

All automated and manual procedures for proper handling of cases filed with the courts is a primary responsibility. Initiating the case, receiving and filing papers, recording relevant information on the official record or docket and monitoring the case by regular checking for scheduled activities or necessary follow up actions as well as timely dispositions and proper record storage are major components of this duty.

Calendar Management/Scheduling

All cases must be processed in the most expeditious manner. The court's automated system (CCAP) is the essential tool for monitoring the case and assuring that all court activities are planned and scheduled in the appropriate time frame with the information readily available for all system users.

Case related financial services

With the increasing demand for fiscal accountability, the courts are now managing all assessments through the sophisticated financial component of the court's automated system. Debts to the court become accounts receivable and pay plans and reminder documents are system generated assisting the staff in improved collection efforts. Receipting and reconciliations are system driven and maintained for reference.

Operations and Budget Planning

This is an ongoing effort by management personnel in the courts, continually assessing short and long range changes and needs to enable the system to respond with flexibility and innovation. The primary focus is to accomplish this with existing resources as much as possible.

Records Management

Storage of all records has become a serious issue for the courts. As space becomes a rare commodity and file storage continues to grow, plans must be put in place to use technology to deal with this issue. Current storage of records to comply with state statutes and court rules demand continual attention.

Courtroom Operating Support

Wood County currently staffs three full time courtrooms. Each court conducting business on a daily basis requires varying staffing levels including clerks, reporters, bailiffs and interpreters as well as equipment needs. Rooms are of different sizes and branch locations are frequently changed to accommodate assorted hearings. Media concerns and requests are also addressed.

Juror Management

This department is responsible for the random selection of a jury pool of approximately 3200 persons annually. From this group, individuals are qualified and assigned to a panel and then called to appear as needed for trials. Orientation, recordkeeping, jury pay and system evaluation are performed as part of this service.

Facility Planning

Current and future space utilization needs are continually evaluated. Staff location, evidence and file storage and jury assembly needs are immediate concerns. The facility has video conferencing capabilities allowing more flexibility to schedule for appearance and additional courtroom security. Plans continue for a jury assembly area and a centralized receipt area for all court operations.

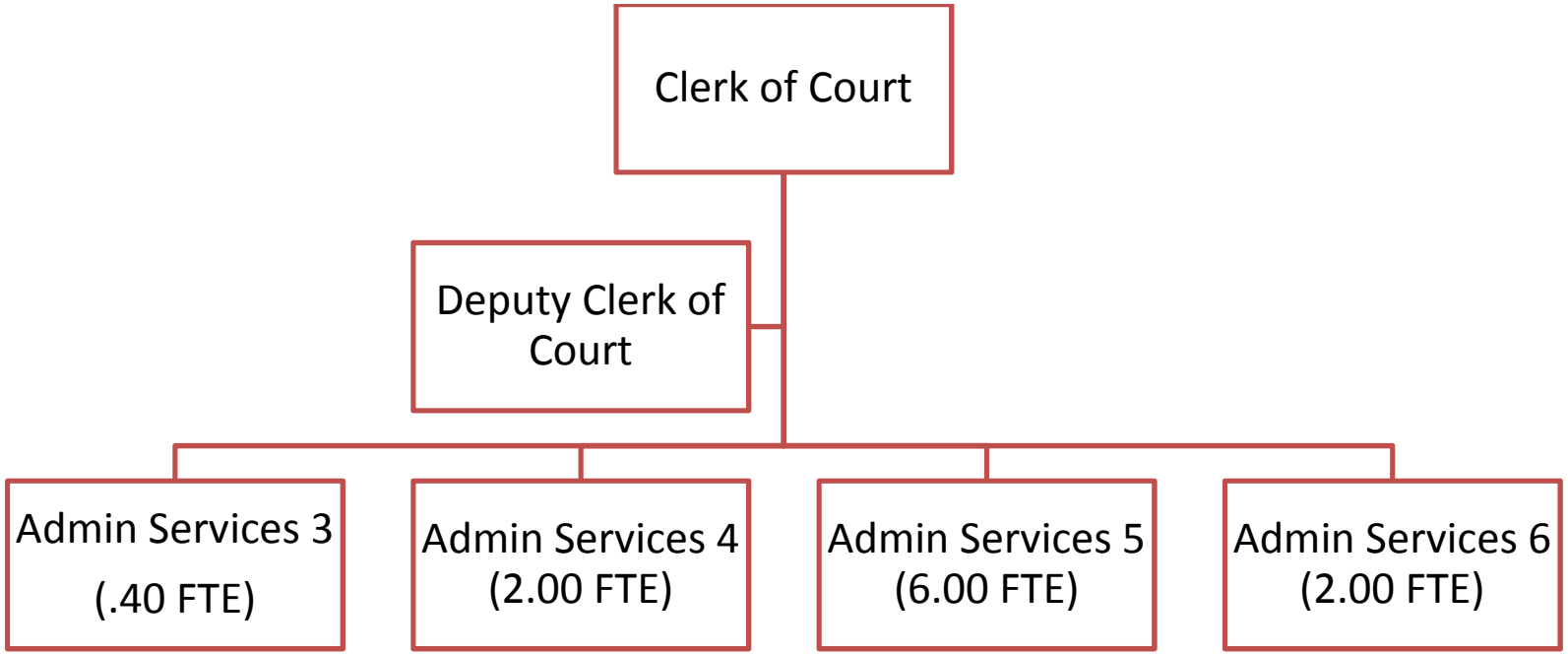

Number of Positions (FTE)	2017	2016	2015	2014	2013	2012	2011	2010	2009	2008
Elected	1.00	1.00	1.00	1.00	1.00	1.00	1.00	1.00	1.00	1.00
Non-Represented	11.40	11.40	11.40	11.40	11.40	10.43	10.43	11.43	2.34	2.41
Total	12.40	12.40	12.40	12.40	12.40	11.43	11.43	11.43	11.24	11.24

WOOD COUNTY CLERK OF COURTS BUDGET SUMMARY 2017						
Category	**Divorce Mediation** **0702** **51217**	**Clerk of Courts** **0703** **51221**	**Family Court Commissioner** **0704** **51220**	**2017** **Total**	**Incr(Decr)** **2016** **Budget**	**2016** **Total**
Personal Services	-	847,653	-	847,653	4.73%	809,336
Contractual Services	-	356,468	103,480	459,948	7.42%	428,165
Supplies and Expense	20,000	37,046	-	57,046	8.20%	52,725
Fixed Charges	-	66,996	-	66,996	-1.62%	68,102
Debt Service	-	-	-	-	N/A	-
Grants, Contributions & Other	-	-	-	-	N/A	-
Total Operating Expenditures	20,000	1,308,163	103,480	1,431,643	0.05	1,358,328
Capital Outlay	-	-	-	-	-100.00%	13,000
Other Financing Uses	-	-	-	-	N/A	-
Total Expenditures	20,000	1,308,163	103,480	1,431,643	0.04	1,371,328
Intergovernmental	-	116,000	-	116,000	-2.21%	118,627
Licenses and Permits	-	-	-	-	N/A	-
Fines, Forfeits and Penalties	-	260,200	-	260,200	-7.14%	280,200
Public Charges for Services	14,000	197,000	-	211,000	-7.98%	229,300
Intergovernmental Charges	-	2,000	-	2,000	-84.62%	13,000
Miscellaneous	-	300	-	300	0.00%	300
Other Financing Sources	-	-	-	-	N/A	-
Total Revenues	14,000	575,500	-	589,500	(0.08)	641,427
Beginning Carryover	-	-	-	-	N/A	-
Ending Carryover	-	-	-	-	N/A	-
Tax Levy	6,000	732,663	103,480	842,143	0.15	729,901
						-
Total Number of Positions (FTE's)	-	12.40	-	12.40	-	12.40

WOOD COUNTY BUDGET
SUMMARY SHEET
2017

	10
DEPT NUMBER	0
DEPT	**CLERK OF COURTS**
A/C NAME	**SUMMARY**
FUNCTION	**TOTAL**

Category	2017 Requested Budget	% Incr(Decr) 2016 Budget	2016 Revised Budget	Actual Through 6/30/2016	2016 Estimated	2015 Actual	2014 Actual	2013 Actual
Personal Services	$ 847,653	4.73%	$ 809,336	$ 377,025	$ 803,915	$ 794,483	$ 746,400	$ 691,689
Contractual Services	459,948	7.42%	428,165	215,064	483,122	447,941	452,994	456,202
Supplies and Expense	57,046	8.20%	52,725	19,911	47,287	48,030	47,533	50,960
Fixed Charges	66,996	-1.62%	68,102	36,263	67,749	67,981	67,681	69,423
Debt Service	-	N/A	-	-	-	-	-	-
Grants, Contributions & Other	-	N/A	-	-	-	-	-	-
Total Operating Expenditures	1,431,643	5.40%	1,358,328	648,264	1,402,073	1,358,435	1,314,608	1,268,273
Capital Outlay	-	-100.00%	13,000	-	13,000	-	11,900	-
Other Financing Uses	-	N/A	-	-	-	-	-	-
Total Expenditures	1,431,643	4.40%	1,371,328	648,264	1,415,073	1,358,435	1,326,508	1,268,273
Intergovernmental	116,000	-2.21%	118,627	29,927	117,778	118,627	103,290	103,940
Licenses and Permits	-	N/A	-	-	-	-	-	-
Fines, Forfeits and Penalties	260,200	-7.14%	280,200	111,017	251,145	250,355	271,171	278,972
Public Charges for Services	211,000	-7.98%	229,300	90,575	210,831	212,163	213,902	219,530
Intergovernmental Charges	2,000	-84.62%	13,000	6,583	9,420	16,728	22,487	32,640
Miscellaneous	300	0.00%	300	153	360	348	308	392
Other Financing Sources	-	N/A	-	-	-	-	-	-
Total Revenues	589,500	-8.10%	641,427	238,256	589,534	598,221	611,158	635,473
Beginning Carryover	-	N/A	-	-	-	-	-	-
Ending Carryover	-	N/A	-	-	-	-	-	-
Tax Levy	$ 842,143	15.38%	$ 729,901	$ 410,008	$ 825,539	$ 760,213	$ 715,350	$ 632,800

10 **Number of Positions (FTE's)**	2017 Requested Budget	% Incr(Decr) 2016 Budget	2016 Revised Budget	Actual Through 6/30/2016	2016 Estimated	2015 Actual	2014 Actual	2013 Actual
Regular	12.40		12.40			13.37	12.40	12.40
Part-Time/Temporary	-							
Request for Program Improvement	-							
Vacant	-							
Total Number of Positions (FTE's)	12.40	-	12.40	-	-	13.37	12.40	12.40

WOOD COUNTY BUDGET
SUMMARY SHEET
2017

	2
DEPT NUMBER	**0702**
DEPT	**CLERK OF COURTS**
A/C NAME	**Divorce Mediation**
FUNCTION	**51217**

Category	2017 Requested Budget	% Incr(Decr) 2016 Budget	2016 Revised Budget	Actual Through 6/30/2016	2016 Estimated	2015 Actual	2014 Actual	2013 Actual
Personal Services	$ -	N/A	$ -	$ -	$ -	$ -	$ -	$ -
Contractual Services	-	N/A	-	-	-	-	-	-
Supplies and Expense	20,000	33.33%	15,000	5,938	13,375	10,545	8,633	15,075
Fixed Charges	-	N/A	-	-	-	-	-	-
Debt Service	-	N/A	-	-	-	-	-	-
Grants, Contributions & Other	-	N/A	-	-	-	-	-	-
Total Operating Expenditures	20,000	33.33%	15,000	5,938	13,375	10,545	8,633	15,075
Capital Outlay	-	N/A	-	-	-	-	-	-
Other Financing Uses	-	N/A	-	-	-	-	-	-
Total Expenditures	$ 20,000	33.33%	$ 15,000	$ 5,938	$ 13,375	$ 10,545	$ 8,633	$ 15,075
Intergovernmental	-	N/A	-	-	-	-	-	-
Licenses and Permits	-	N/A	-	-	-	-	-	-
Fines, Forfeits and Penalties	-	N/A	-	-	-	-	-	-
Public Charges for Services	14,000	91.78%	7,300	5,790	13,530	8,130	7,487	6,425
Intergovernmental Charges	-	N/A	-	-	-	-	-	-
Miscellaneous	-	N/A	-	-	-	-	-	-
Other Financing Sources	-	N/A	-	-	-	-	-	-
Total Revenues	$ 14,000	91.78%	$ 7,300	$ 5,790	$ 13,530	$ 8,130	$ 7,487	$ 6,425
Beginning Carryover	-	N/A	-	-	-			-
Ending Carryover	-	N/A	-	-	-			-
Tax Levy	$ 6,000	-22.08%	$ 7,700	$ 148	$ (155)	$ 2,415	$ 1,146	$ 8,650

2 **Number of Positions (FTE's)**	2017 Requested Budget	% Incr(Decr) 2016 Budget	2016 Revised Budget	Actual Through 6/30/2016	2016 Estimated	2015 Actual	2014 Actual	2013 Actual
Regular	-		-			-	-	-
Part-Time/Temporary	-							
Request for Program Improvement	-							
Vacant	-							
Total Number of Positions (FTE's)	-	-	-	-	-	-	-	-

WOOD COUNTY BUDGET
SUMMARY SHEET
2017

	3
DEPT NUMBER	**0703**
DEPT	**CLERK OF COURTS**
A/C NAME	**Clerk of Courts**
FUNCTION	**51221**

Category	2017 Requested Budget	% Incr(Decr) 2016 Budget	2016 Revised Budget	Actual Through 6/30/2016	2016 Estimated	2015 Actual	2014 Actual	2013 Actual
Personal Services	$ 847,653	4.73%	$ 809,336	$ 377,025	$ 803,915	$ 794,483	$ 746,400	$ 691,689
Contractual Services	356,468	9.44%	325,710	170,500	380,667	347,174	354,994	362,399
Supplies and Expense	37,046	-1.80%	37,725	13,974	33,912	37,485	38,900	35,885
Fixed Charges	66,996	-1.62%	68,102	36,263	67,749	67,981	67,681	69,423
Debt Service	-	N/A	-	-	-	-	-	-
Grants, Contributions & Other	-	N/A	-	-	-	-	-	-
Total Operating Expenditures	1,308,163	5.42%	1,240,873	597,762	1,286,243	1,247,123	1,207,976	1,159,395
Capital Outlay	-	-100.00%	13,000	-	13,000	-	11,900	-
Other Financing Uses	-	N/A	-	-	-	-	-	-
Total Expenditures	$ 1,308,163	4.33%	$ 1,253,873	$ 597,762	$ 1,299,243	$ 1,247,123	$ 1,219,876	$ 1,159,395
Intergovernmental	116,000	-2.21%	118,627	29,927	117,778	118,627	103,290	103,940
Licenses and Permits	-	N/A	-	-	-	-	-	-
Fines, Forfeits and Penalties	260,200	-7.14%	280,200	111,017	251,145	250,355	271,171	278,972
Public Charges for Services	197,000	-11.26%	222,000	84,785	197,301	204,033	206,415	213,105
Intergovernmental Charges	2,000	-66.67%	6,000	4,642	5,000	11,009	13,018	16,266
Miscellaneous	300	0.00%	300	153	360	348	308	392
Other Financing Sources	-	N/A	-	-	-	-	-	-
Total Revenues	$ 575,500	-8.23%	$ 627,127	$ 230,525	$ 571,584	$ 584,373	$ 594,202	$ 612,673
Beginning Carryover	-	N/A	-	-	-			-
Ending Carryover	-	N/A	-	-	-			-
Tax Levy	$ 732,663	16.90%	$ 626,746	$ 367,238	$ 727,659	$ 662,751	$ 625,674	$ 546,722

3 Number of Positions (FTE's)	2017 Requested Budget	% Incr(Decr) 2016 Budget	2016 Revised Budget	Actual Through 6/30/2016	2016 Estimated	2015 Actual	2014 Actual	2013 Actual
Regular	12.40		12.40			13.37	12.40	12.40
Part-Time/Temporary	-							
Request for Program Improvement	-							
Vacant	-							
Total Number of Positions (FTE's)	12.40	-	12.40	-	-	13.37	12.40	12.40

WOOD COUNTY BUDGET
SUMMARY SHEET
2017

	4
DEPT NUMBER	**0704**
DEPT	**CLERK OF COURTS**
A/C NAME	**Family Court Commissioner**
FUNCTION	**51220**

Category	2017 Requested Budget	% Incr(Decr) 2016 Budget	2016 Revised Budget	Actual Through 42551	2016 Estimated	2015 Actual	2014 Actual	2013 Actual
Personal Services	$ -	N/A	$ -	$ -	$ -	$ -	$ -	$ -
Contractual Services	103,480	1.00%	102,455	44,564	102,455	100,767	98,000	93,803
Supplies and Expense	-	N/A	-	-	-	-	-	-
Fixed Charges	-	N/A	-	-	-	-	-	-
Debt Service	-	N/A	-	-	-	-	-	-
Grants, Contributions & Other	-	N/A	-	-	-	-	-	-
Total Operating Expenditures	103,480	1.00%	102,455	44,564	102,455	100,767	98,000	93,803
Capital Outlay	-	N/A	-	-	-	-	-	-
Other Financing Uses	-	N/A	-	-	-	-	-	-
Total Expenditures	$ 103,480	1.00%	$ 102,455	$ 44,564	$ 102,455	$ 100,767	$ 98,000	$ 93,803
Intergovernmental	-	N/A	-	-	-	-	-	-
Licenses and Permits	-	N/A	-	-	-	-	-	-
Fines, Forfeits and Penalties	-	N/A	-	-	-	-	-	-
Public Charges for Services	-	N/A	-	-	-	-	-	-
Intergovernmental Charges	-	-100.00%	7,000	1,941	4,420	5,719	9,469	16,374
Miscellaneous	-	N/A	-	-	-	-	-	-
Other Financing Sources	-	N/A	-	-	-	-	-	-
Total Revenues	$ -	-100.00%	$ 7,000	$ 1,941	$ 4,420	$ 5,719	$ 9,469	$ 16,374
Beginning Carryover	-	N/A	-	-	-			-
Ending Carryover	-	N/A	-	-	-			-
Tax Levy	$ 103,480	8.41%	$ 95,455	$ 42,623	$ 98,035	$ 95,048	$ 88,531	$ 77,429

4 Number of Positions (FTE's)	2017 Requested Budget	% Incr(Decr) 2016 Budget	2016 Revised Budget	Actual Through 6/30/2016	2016 Estimated	2015 Actual	2014 Actual	2013 Actual
Regular	-		-			-	-	-
Part-Time/Temporary	-							
Request for Program Improvement	-							
Vacant	-							
Total Number of Positions (FTE's)	-	-	-	-	-	-	-	-

Branch I

Statement of Purpose

Circuit Court Branch I is responsible for the timely and efficient caseload management of one-third of all assigned civil, family, criminal, traffic, forfeiture, mental, probate, guardianship, juvenile, adoption, small claims, out of county and any other miscellaneous cases as assigned.

Register in Probate

Process all county related cases in a timely manner, given the extraneous circumstances arising from case types involving multiple parties, pre-death personal or property matters; severity of situations concerning guardianship or involuntary commitment proceedings. The ever-changing dynamics of statutory changes process all county related cases in a timely manner, given the extraneous circumstances arising from case types involving multiple parties, pre-death personal or property matters; severity of situations concerning guardianship or involuntary commitment proceedings. The ever-changing dynamics of statutory changes and form revisions presented for probate create a challenging environment within which the Probate staff needs to continually adjust and adapt.

Juvenile Court

Process all county related cases in a timely manner, given the extraneous circumstances arising from severity of charges filed against or on behalf of children and juveniles. The ever changing dynamics of statutory changes and the cases presented for the juvenile court system create a challenging environment within which Juvenile Court staff need to continually adjust and adapt.

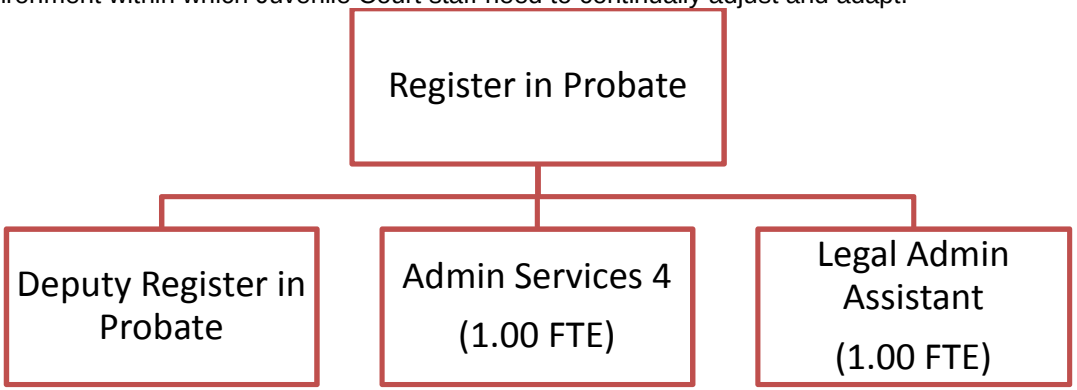

Number of Positions (FTE)	2017	2016	2015	2014	2013	2012	2011	2010	2009	2008
Elected	1.00	1.00	1.00	1.00	1.00	1.00	1.00	1.00	1.00	1.00
Non-Represented	3.69	3.55	3.55	3.56	2.59	2.52	2.50	2.49	2.34	2.41
Total	4.69	4.55	4.55	4.56	3.59	3.52	3.50	3.49	3.34	3.41

WOOD COUNTY BUDGET
SUMMARY SHEET
2017

	2
DEPT NUMBER	**0301**
DEPT	**CIRCUIT COURT BRANCH 1**
A/C NAME	**Branch 1**
FUNCTION	**51212**

Category	2017 Requested Budget	% Incr(Decr) 2016 Budget	2016 Revised Budget	Actual Through 6/30/2016	2016 Estimated	2015 Actual	2014 Actual	2013 Actual
Personal Services	$ 310,992	5.33%	$ 295,264	$ 124,614	$ 243,599	$ 246,271	$ 242,161	$ 217,364
Contractual Services	8,083	1.23%	7,985	4,084	6,923	4,589	7,224	5,631
Supplies and Expense	20,762	1.33%	20,490	10,808	22,559	19,440	16,400	14,165
Fixed Charges	42,914	-8.87%	47,089	22,610	43,501	39,434	39,385	40,847
Debt Service	-	N/A	-	-	-	-	-	-
Grants, Contributions & Other	-	N/A	-	-	-	-	-	-
Total Operating Expenditures	382,751	3.22%	370,828	162,116	316,582	309,734	305,169	278,007
Capital Outlay	-	N/A	-	-	-	-	-	-
Other Financing Uses	-	N/A	-	-	-	-	-	-
Total Expenditures	$ 382,751	3.22%	$ 370,828	$ 162,116	$ 316,582	$ 309,734	$ 305,169	$ 278,007
Intergovernmental	59,806	-0.08%	59,853	29,927	59,806	59,824	53,069	53,128
Licenses and Permits	-	N/A	-	-	-	-	-	-
Fines, Forfeits and Penalties	1,700	-32.00%	2,500	373	1,273	1,387	2,074	2,339
Public Charges for Services	28,990	0.05%	28,975	10,406	28,975	23,802	27,966	21,966
Intergovernmental Charges	-	N/A	-	-	-	-	-	-
Miscellaneous	-	N/A	-	-	-	-	-	-
Other Financing Sources	-	N/A	-	-	-	-	-	-
Total Revenues	$ 90,496	-0.91%	$ 91,328	$ 40,705	$ 90,054	$ 85,013	$ 83,108	$ 77,432
Beginning Carryover	-	N/A	-	-	-			-
Ending Carryover	-	N/A	-	-	-			-
Tax Levy	$ 292,255	4.56%	$ 279,500	$ 121,411	$ 226,528	$ 224,721	$ 222,061	$ 200,575

2 Number of Positions (FTE's)	2017 Requested Budget	% Incr(Decr) 2016 Budget	2016 Revised Budget	Actual Through 6/30/2016	2016 Estimated	2015 Actual	2014 Actual	2013 Actual
Regular	3.72		4.55			4.55	4.56	3.59
Part-Time/Temporary	-							
Request for Program Improvement	-							
Vacant	0.97							
Total Number of Positions (FTE's)	4.69	-	4.55	-	-	4.55	4.56	3.59

Branch II

Statement of Purpose

Circuit Court Branch II is responsible for the timely and efficient caseload management of one-third of all assigned civil, family, criminal, traffic, forfeiture, mental, probate, guardianship, juvenile, adoption, small claims, out of county and any other miscellaneous cases as assigned.

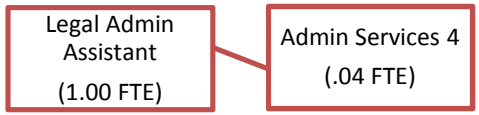

Number of Positions (FTE)	2017	2016	2015	2014	2013	2012	2011	2010	2009	2008
Total	1.04	1.18	1.18	1.18	1.18	1.23	1.23	1.23	1.37	1.37

WOOD COUNTY BUDGET
SUMMARY SHEET
2017

	2
DEPT NUMBER	**0401**
DEPT	**CIRCUIT COURT BRANCH 2**
A/C NAME	**Branch 2**
FUNCTION	**51213**

Category	2017 Requested Budget	% Incr(Decr) 2016 Budget	2016 Revised Budget	Actual Through 6/30/2016	2016 Estimated	2015 Actual	2014 Actual	2013 Actual
Personal Services	$ 68,175	-8.77%	$ 74,725	$ 32,760	$ 73,058	$ 67,181	$ 65,618	$ 64,647
Contractual Services	8,238	0.00%	8,238	1,368	4,438	2,454	2,356	3,624
Supplies and Expense	6,587	-2.80%	6,777	2,081	6,652	6,294	6,333	6,612
Fixed Charges	34,844	-0.29%	34,945	18,095	34,945	35,229	44,713	49,875
Debt Service	-	N/A	-	-	-	-	-	-
Grants, Contributions & Other	-	N/A	-	-	-	-	-	-
Total Operating Expenditures	117,844	-5.49%	124,685	54,303	119,093	111,159	119,019	124,759
Capital Outlay	-	N/A	-	-	-	-	-	-
Other Financing Uses	-	N/A	-	-	-	-	-	-
Total Expenditures	$ 117,844	-5.49%	$ 124,685	$ 54,303	$ 119,093	$ 111,159	$ 119,019	$ 124,759
Intergovernmental	59,806	-0.08%	59,854	29,927	59,806	59,824	53,069	53,128
Licenses and Permits	-	N/A	-	-	-	-	-	-
Fines, Forfeits and Penalties	-	N/A	-	-	-	-	-	-
Public Charges for Services	500	0.00%	500	75	700	313	679	775
Intergovernmental Charges	-	N/A	-	-	-	-	-	-
Miscellaneous	-	N/A	-	-	-	-	-	-
Other Financing Sources	-	N/A	-	-	-	-	-	-
Total Revenues	$ 60,306	-0.08%	$ 60,354	$ 30,002	$ 60,506	$ 60,137	$ 53,748	$ 53,903
Beginning Carryover	-	N/A	-	-	-			-
Ending Carryover	-	N/A	-	-	-			-
Tax Levy	$ 57,538	-10.56%	$ 64,331	$ 24,301	$ 58,587	$ 51,022	$ 65,271	$ 70,856

2 Number of Positions (FTE's)	2017 Requested Budget	% Incr(Decr) 2016 Budget	2016 Revised Budget	Actual Through 6/30/2016	2016 Estimated	2015 Actual	2014 Actual	2013 Actual
Regular	1.04		1.18			1.18	1.18	1.18
Part-Time/Temporary	-							
Request for Program Improvement	-							
Vacant	-							
Total Number of Positions (FTE's)	1.04	-	1.18	-	-	1.18	1.18	1.18

Branch III

Statement of Purpose

Circuit Court Branch II is responsible for the timely and efficient caseload management of one-third of all assigned civil, family, criminal, traffic, forfeiture, mental, probate, guardianship, juvenile, adoption, small claims, out of county and any other miscellaneous cases as assigned.

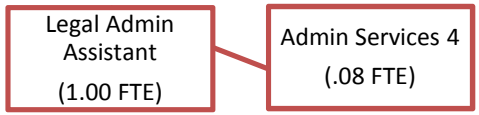

Number of Positions (FTE)	2017	2016	2016	2014	2013	2012	2011	2010	2009	2008
Total	1.08	1.08	1.08	1.06	1.06	1.09	1.10	1.10	1.10	1.08

WOOD COUNTY BUDGET SUMMARY 2017					
Category	**Branch 3 0501 51214**	**Drug Court 0502 51215**	**2017 Total**	**Incr(Decr) 17 Bud vs 16 Bud Budget**	**2016 Total**
Personal Services	$ 70,252	$ -	$ 70,252	4.72%	$ 67,088
Contractual Services	3,450	152,064	155,514	-31.21%	226,070
Supplies and Expense	5,725	34,603	40,328	301.87%	10,035
Fixed Charges	40,624	3,168	43,792	-1.22%	44,334
Debt Service	-	-	-	N/A	-
Grants, Contributions & Other	-	-	-	N/A	-
Total Operating Expenditures	120,051	189,835	309,886	(0.11)	347,527
Capital Outlay	-	-	-	N/A	-
Other Financing Uses	-	-	-	N/A	-
Total Expenditures	$ 120,051	$ 189,835	$ 309,886	(0.11)	$ 347,527
Intergovernmental	59,852	140,000	199,852	-18.05%	243,858
Licenses and Permits	-	-	-	N/A	-
Fines, Forfeits and Penalties	-	-	-	N/A	-
Public Charges for Services	-	4,835	4,835	-23.76%	6,342
Intergovernmental Charges	700	-	700	N/A	-
Miscellaneous	-	-	-	N/A	-
Other Financing Sources	-	-	-	N/A	-
Total Revenues	$ 60,552	$ 144,835	$ 205,387	(0.18)	$ 250,200
Beginning Carryover	-	-	-	N/A	-
Ending Carryover	-	-	-	N/A	-
Tax Levy	$ 59,499	$ 45,000	$ 104,499	0.07	$ 97,327
					-
Total Number of Positions (FTE's)	1.08	-	1.08	0.00	1.08

WOOD COUNTY BUDGET
SUMMARY SHEET
2017

	2
DEPT NUMBER	**0501**
DEPT	**CIRCUIT COURT BRANCH 3**
A/C NAME	**Branch 3**
FUNCTION	**51214**

Category	2017 Requested Budget	% Incr(Decr) 2016 Budget	2016 Revised Budget	Actual Through 6/30/2016	2016 Estimated	2015 Actual	2014 Actual	2013 Actual
Personal Services	$ 70,252	4.72%	$ 67,088	$ 30,516	$ 67,088	$ 64,796	$ 59,929	$ 59,645
Contractual Services	3,450	-1.43%	3,500	1,684	3,450	3,729	2,801	1,969
Supplies and Expense	5,725	-3.38%	5,925	2,076	5,700	5,628	5,197	5,148
Fixed Charges	40,624	-1.32%	41,166	21,426	41,166	41,416	40,971	41,158
Debt Service	-	N/A	-	-	-	-	-	-
Grants, Contributions & Other	-	N/A	-	-	-	-	-	-
Total Operating Expenditures	120,051	2.02%	117,679	55,702	117,404	115,569	108,898	107,921
Capital Outlay	-	N/A	-	-	-	-	-	-
Other Financing Uses	-	N/A	-	-	-	-	-	-
Total Expenditures	$ 120,051	2.02%	$ 117,679	$ 55,702	$ 117,404	$ 115,569	$ 108,898	$ 107,921
Intergovernmental	59,852	0.00%	59,852	29,927	59,852	59,824	53,069	53,128
Licenses and Permits	-	N/A	-	-	-	-	-	-
Fines, Forfeits and Penalties	-	N/A	-	-	-	-	-	-
Public Charges for Services	-	-100.00%	500	238	-	645	423	-
Intergovernmental Charges	700	N/A	-	180	700	-	-	-
Miscellaneous	-	N/A	-	-	-	-	-	-
Other Financing Sources	-	N/A	-	-	-	-	-	-
Total Revenues	$ 60,552	0.33%	$ 60,352	$ 30,344	$ 60,552	$ 60,469	$ 53,492	$ 53,128
Beginning Carryover	-	N/A	-	-	-			-
Ending Carryover	-	N/A	-	-	-			-
Tax Levy	$ 59,499	3.79%	$ 57,327	$ 25,358	$ 56,852	$ 55,100	$ 55,406	$ 54,793

2 **Number of Positions (FTE's)**	2017 Requested Budget	% Incr(Decr) 2016 Budget	2016 Revised Budget	Actual Through 6/30/2016	2016 Estimated	2015 Actual	2014 Actual	2013 Actual
Regular	0.97		1.08			1.08	1.06	1.06
Part-Time/Temporary	-							
Request for Program Improvement	-							
Vacant	0.11							
Total Number of Positions (FTE's)	1.08	-	1.08	-	-	1.08	1.06	1.06

WOOD COUNTY BUDGET
SUMMARY SHEET
2017

	3
DEPT NUMBER	**0502**
DEPT	**CIRCUIT COURT BRANCH 3**
A/C NAME	**Drug Court**
FUNCTION	**51215**

Category	2017 Requested Budget	% Incr(Decr) 2016 Budget	2016 Revised Budget	Actual Through 6/30/2016	2016 Estimated	2015 Actual	2014 Actual	2013 Actual
Personal Services	$ -	N/A	$ -	$ -	$ -	$ -	$ -	$ -
Contractual Services	152,064	-31.68%	222,570	97,966	225,166	193,620	174,844	133,265
Supplies and Expense	34,603	741.92%	4,110	14,153	7,822	29,409	26,303	26,093
Fixed Charges	3,168	0.00%	3,168	-	3,168	-	-	-
Debt Service	-	N/A	-	-	-	-	-	-
Grants, Contributions & Other	-	N/A	-	-	-	-	-	-
Total Operating Expenditures	189,835	-17.41%	229,848	112,119	236,156	223,029	201,147	159,358
Capital Outlay	-	N/A	-	-	-	-	-	-
Other Financing Uses	-	N/A	-	-	-	-	-	-
Total Expenditures	$ 189,835	-17.41%	$ 229,848	$ 112,119	$ 236,156	$ 223,029	$ 201,147	$ 159,358
Intergovernmental	140,000	-23.92%	184,006	19,514	184,006	182,440	167,356	128,037
Licenses and Permits	-	N/A	-	-	-	-	-	-
Fines, Forfeits and Penalties	-	N/A	-	-	-	-	-	-
Public Charges for Services	4,835	-17.24%	5,842	2,820	5,640	4,514	5,007	5,250
Intergovernmental Charges	-	N/A	-	-	-	-	-	-
Miscellaneous	-	N/A	-	-	-	-	-	-
Other Financing Sources	-	N/A	-	-	-	-	-	-
Total Revenues	$ 144,835	-23.71%	$ 189,848	$ 22,334	$ 189,646	$ 186,954	$ 172,364	$ 133,287
Beginning Carryover	-	N/A	-	-	-			-
Ending Carryover	-	N/A	-	-	-			-
Tax Levy	$ 45,000	12.50%	$ 40,000	$ 89,785	$ 46,510	$ 36,074	$ 28,783	$ 26,071

3 Number of Positions (FTE's)	2017 Requested Budget	% Incr(Decr) 2016 Budget	2016 Revised Budget	Actual Through 6/30/2016	2016 Estimated	2015 Actual	2014 Actual	2013 Actual
Regular	-		-			-	-	-
Part-Time/Temporary	-							
Request for Program Improvement	-							
Vacant	-							
Total Number of Positions (FTE's)	-	-	-	-	-	-	-	-

Child Support

Statement of Purpose

The Child Support Division implements and administers the Child Support Enforcement Act pursuant to Title IV-D of the Federal Social Security Act and Wisconsin Statutes, under contract with the State Department of Children and Family Services. The Wood County Child Support Division is supported by state, federal and county funding. Child Support Services include activities to establish paternity, obtain initial court orders for child support enforcement and health insurance, enforce or modify existing orders, and collect delinquent (past due) accounts.

The Wood County Child Support Agency is charged with:

- Establishing paternities, legal obligations to pay child support, and medical insurance orders
- Responsibility of taking administrative, civil, and criminal legal actions necessary to enforce child support orders
- Review and/or modify court orders or monitor and adjust child support financial accounts when necessary

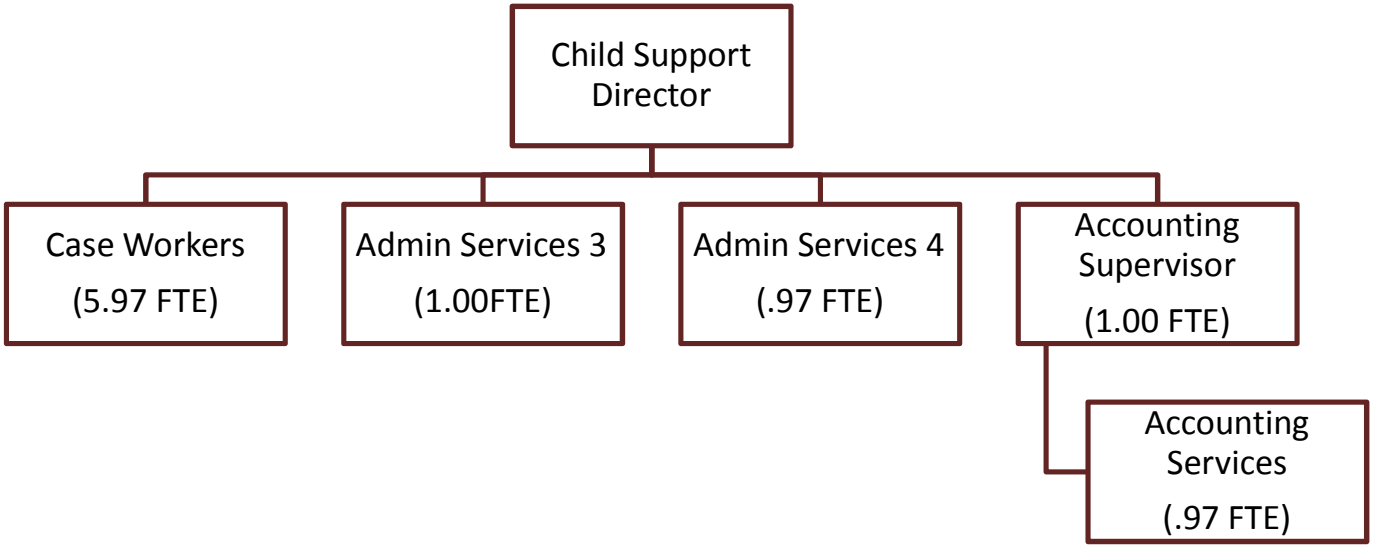

Number of Positions (FTE)	2017	2016	2015	2014	2013	2012	2011	2010	2009	2008
Total	10.91	10.91	10.88	10.88	10.53	10.91	10.91	11.44	11.44	11.41

WOOD COUNTY BUDGET
SUMMARY SHEET
2017

	2
DEPT NUMBER	**0201**
DEPT	**CHILD SUPPORT**
A/C NAME	**Child Support**
FUNCTION	**51330**

Category	2017 Requested Budget	% Incr(Decr) 2016 Budget	2016 Revised Budget	Actual Through 6/30/2016	2016 Estimated	2015 Actual	2014 Actual	2013 Actual
Personal Services	$ 808,520	4.93%	$ 770,499	$ 358,335	$ 757,520	$ 734,250	$ 710,223	$ 665,261
Contractual Services	110,064	-16.96%	132,540	39,504	99,418	92,622	105,948	104,632
Supplies and Expense	33,325	5.71%	31,525	12,869	34,025	28,136	27,224	22,643
Fixed Charges	38,312	-2.21%	39,178	21,304	39,178	39,544	39,257	39,596
Debt Service	-	N/A	-	-	-	-	-	-
Grants, Contributions & Other	-	N/A	-	-	-	-	-	-
Total Operating Expenditures	990,221	1.69%	973,742	432,013	930,141	894,553	882,653	832,132
Capital Outlay	-	N/A	-	-	-	-	-	-
Other Financing Uses	-	N/A	-	-	-	-	21,122	16,693
Total Expenditures	$ 990,221	1.69%	$ 973,742	$ 432,013	$ 930,141	$ 894,553	$ 903,775	$ 848,826
Intergovernmental	912,617	0.86%	904,803	237,544	869,722	824,312	845,455	777,913
Licenses and Permits	-	N/A	-	-	-	-	-	-
Fines, Forfeits and Penalties	-	N/A	-	-	-	-	-	-
Public Charges for Services	19,270	0.00%	19,270	8,863	18,457	20,031	21,179	21,036
Intergovernmental Charges	-	N/A	-	-	-	-	-	-
Miscellaneous	-	N/A	-	-	-	-	-	-
Other Financing Sources	-	N/A	-	-	-	13,072	-	7,784
Total Revenues	$ 931,887	0.85%	$ 924,073	$ 246,407	$ 888,179	$ 857,416	$ 866,635	$ 806,733
Beginning Carryover	-	N/A	-	-	-		-	
Ending Carryover	-	N/A	-	-	-			
Tax Levy	$ 58,334	17.45%	$ 49,669	$ 185,606	$ 41,962	$ 37,137	$ 37,140	$ 42,093

2 **Number of Positions (FTE's)**	2017 Requested Budget	% Incr(Decr) 2016 Budget	2016 Revised Budget	Actual Through 6/30/2016	2016 Estimated	2015 Actual	2014 Actual	2013 Actual
Regular	9.94		10.91			10.88	10.88	10.53
Part-Time/Temporary	-							
Request for Program Improvement	-							
Vacant	0.97							
Total Number of Positions (FTE's)	10.91	-	10.91	-	-	10.88	10.88	10.53

Information Technology

Statement of Purpose

The Wood County Information Technology Department is a service organization dedicated to delivering reliable and secure voice and computer systems that are necessary to acquire, organize, preserve, and access information used by Wood County employees and the citizens of Wood County.

The Wood County Information Technology Department is comprised of a staff of ten information technology professionals, including one MIS Director, five Network & Technical Support and four Programmer/Analysts.

The Information Technology Department supports around 700 county employees in their computer operations, over 500 computer stations, over 500 telephones, dozens of servers and an extensive wide-area network located across more than a dozen county sites throughout Wood County. The Information Technology Department also provides many custom software applications depending on department needs, and technical liaison / customization support for vendor-provided solutions.

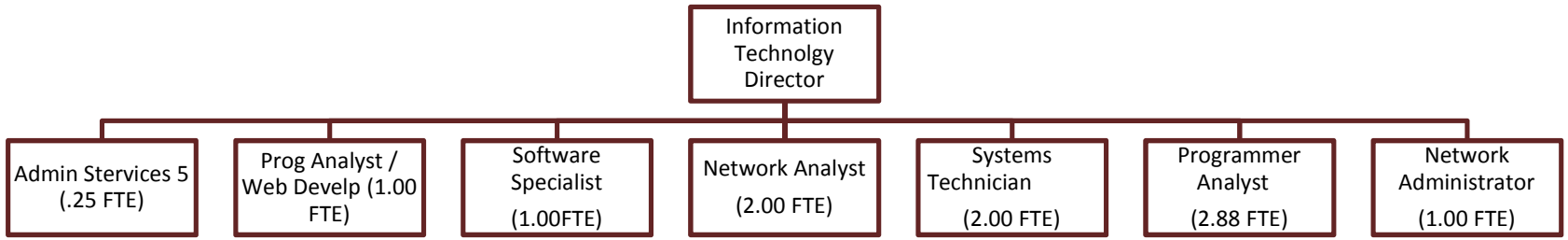

Number of Positions (FTE)	2017	2016	2015	2014	2013	2012	2011	2010	2009	2008
Total	11.13	10.88	9.88	9.88	9.88	9.88	9.88	9.88	9.88	9.88

WOOD COUNTY BUDGET SUMMARY 2017						
Category	**Information Technology** **2701** **51450**	**Voice-Over IP** **2702** **51451**	**PC Replacement Fund** **2703** **51452**	**2017** **Total**	**Incr(Decr)** **2017** **Budget**	**2016** **Total**
Personal Services	1,011,588	-	-	1,011,588	2.06%	991,207
Contractual Services	228,230	106,000	-	334,230	-2.16%	341,610
Supplies and Expense	68,250	21,000	112,000	201,250	-16.32%	240,500
Fixed Charges	36,146	-	-	36,146	53.53%	23,544
Debt Service	-	-	-	-	N/A	-
Grants, Contributions & Other	-	-	-	-	N/A	-
Total Operating Expenditures	1,344,214	127,000	112,000	1,583,214	(0.01)	1,596,861
Capital Outlay	-	-	30,000	30,000	-94.78%	575,000
Other Financing Uses	-	-	-	-	N/A	-
Total Expenditures	1,344,214	127,000	142,000	1,613,214	(0.26)	2,171,861
Intergovernmental	-	-	-	-	N/A	-
Licenses and Permits	-	-	-	-	N/A	-
Fines, Forfeits and Penalties	-	-	-	-	N/A	-
Public Charges for Services	-	-	-	-	N/A	-
Intergovernmental Charges	13,000	130,000	142,170	285,170	4.80%	272,100
Miscellaneous	-	-	-	-	N/A	-
Other Financing Sources	-	-	-	-	N/A	-
Total Revenues	13,000	130,000	142,170	285,170	0.05	272,100
Beginning Carryover	-	47,766	136,978	184,744	12.64%	164,009
Ending Carryover	-	50,766	137,148	187,914	39.00%	135,189
Tax Levy	1,331,214	-	-	1,331,214	(0.29)	1,870,941
						-
Total Number of Positions (FTE's)	11.13	-	-	11.13	0.24	10.88

WOOD COUNTY BUDGET
SUMMARY SHEET
2017

	2
DEPT NUMBER	**2701**
DEPT	**INFORMATION TECHNOLOGY**
A/C NAME	**Information Technology**
FUNCTION	**51450**

Category	2017 Requested Budget	% Incr(Decr) 2016 Budget	2016 Revised Budget	Actual Through 6/30/2016	2016 Estimated	2015 Actual	2014 Actual	2013 Actual
Personal Services	$ 1,011,588	2.06%	$ 991,207	$ 436,260	$ 928,423	$ 909,791	$ 887,321	$ 861,850
Contractual Services	228,230	-3.13%	235,610	121,983	251,610	267,587	207,071	166,586
Supplies and Expense	68,250	-1.80%	69,500	39,566	65,975	74,159	79,435	83,117
Fixed Charges	36,146	53.53%	23,544	15,260	23,900	23,544	22,326	22,341
Debt Service	-	N/A	-	-	-	-	-	-
Grants, Contributions & Other	-	N/A	-	-	-	-	-	-
Total Operating Expenditures	1,344,214	1.85%	1,319,861	613,068	1,269,908	1,275,081	1,196,154	1,133,894
Capital Outlay	-	-100.00%	565,000	133,614	465,000	593,556	577,331	609,543
Other Financing Uses	-	N/A	-	-	-	-	-	-
Total Expenditures	$ 1,344,214	-28.68%	$ 1,884,861	$ 746,682	$ 1,734,908	$ 1,868,638	$ 1,773,484	$ 1,743,437
Intergovernmental	-	N/A	-	-	-	-	-	-
Licenses and Permits	-	N/A	-	-	-	-	-	-
Fines, Forfeits and Penalties	-	N/A	-	-	-	-	-	-
Public Charges for Services	-	N/A	-	45	-	60	102	630
Intergovernmental Charges	13,000	-6.61%	13,920	3,300	13,920	8,444	7,920	7,920
Miscellaneous	-	N/A	-	-	-	-	-	-
Other Financing Sources	-	N/A	-	-	-	-	-	-
Total Revenues	$ 13,000	-6.61%	$ 13,920	$ 3,345	$ 13,920	$ 8,504	$ 8,022	$ 8,550
Beginning Carryover		N/A				70,000	30,000	49,937
Ending Carryover		N/A				-	70,000	30,000
Tax Levy	$ 1,331,214	-28.85%	$ 1,870,941	$ 743,337	$ 1,720,988	$ 1,790,133	$ 1,805,462	$ 1,714,949.68

2 Number of Positions (FTE's)	2017 Requested Budget	% Incr(Decr) 2016 Budget	2016 Revised Budget	Actual Through 6/30/2016	2016 Estimated	2015 Actual	2014 Actual	2013 Actual
Regular	10.13		9.88			9.88	9.88	9.88
Part-Time/Temporary	-							
Request for Program Improvement	-		1.00					
Vacant	1.00							
Total Number of Positions (FTE's)	11.13	-	10.88	-	-	9.88	9.88	9.88

WOOD COUNTY BUDGET
SUMMARY SHEET
2017

	3
DEPT NUMBER	**2702**
DEPT	**INFORMATION TECHNOLOGY**
A/C NAME	**Voice-Over IP**
FUNCTION	**51451**

Category	2017 Requested Budget	% Incr(Decr) 2016 Budget	2016 Revised Budget	Actual Through 6/30/2016	2016 Estimated	2015 Actual	2014 Actual	2013 Actual
Personal Services	$ -	N/A	$ -	$ -	$ -	$ -	$ -	$ -
Contractual Services	106,000	0.00%	106,000	56,847	106,500	106,959	105,859	107,508
Supplies and Expense	21,000	0.00%	21,000	31,600	20,500	22,991	15,477	14,084
Fixed Charges	-	N/A	-	-	-	-	-	-
Debt Service	-	N/A	-	-	-	-	-	-
Grants, Contributions & Other	-	N/A	-	-	-	-	-	-
Total Operating Expenditures	127,000	0.00%	127,000	88,447	127,000	129,950	121,337	121,592
Capital Outlay	-	N/A	-	-	-	-	21,719	-
Other Financing Uses	-	N/A	-	-	-	-	-	-
Total Expenditures	$ 127,000	0.00%	$ 127,000	$ 88,447	$ 127,000	$ 129,950	$ 143,056	$ 121,592
Intergovernmental	-	N/A	-	-	-	-	-	-
Licenses and Permits	-	N/A	-	-	-	-	-	-
Fines, Forfeits and Penalties	-	N/A	-	-	-	-	-	-
Public Charges for Services	-	N/A	-	-	-	-	-	-
Intergovernmental Charges	130,000	4.84%	124,000	44,482	123,000	127,413	125,511	123,493
Miscellaneous	-	N/A	-	-	-	-	-	-
Other Financing Sources	-	N/A	-	-	-	-	-	-
Total Revenues	$ 130,000	4.84%	$ 124,000	$ 44,482	$ 123,000	$ 127,413	$ 125,511	$ 123,493
Beginning Carryover	47,766	95.01%	24,494	51,766	51,766	54,304	71,848	69,948
Ending Carryover	50,766	136.19%	21,494	7,802	47,766	51,766	54,304	71,848
Tax Levy	$ -	N/A	$ -	$ -	$ -	$ -	$ -	$ -

3 Number of Positions (FTE's)	2017 Requested Budget	% Incr(Decr) 2016 Budget	2016 Revised Budget	Actual Through 6/30/2016	2016 Estimated	2015 Actual	2014 Actual	2013 Actual
Regular	-		-			-	-	-
Part-Time/Temporary	-							
Request for Program Improvement	-							
Vacant	-							
Total Number of Positions (FTE's)	-	-	-	-	-	-	-	-

WOOD COUNTY BUDGET
SUMMARY SHEET
2017

	4
DEPT NUMBER	**2703**
DEPT	**INFORMATION TECHNOLOGY**
A/C NAME	**PC Replacement Fund**
FUNCTION	**51452**

Category	2017 Requested Budget	% Incr(Decr) 2016 Budget	2016 Revised Budget	Actual Through 6/30/2016	2016 Estimated	2015 Actual	2014 Actual	2013 Actual
Personal Services	$ -	N/A	$ -	$ -	$ -	$ -	$ -	$ -
Contractual Services	-	N/A	-	-	-	-	-	-
Supplies and Expense	112,000	-25.33%	150,000	21,841	128,000	95,598	81,975	100,071
Fixed Charges	-	N/A	-	-	-	-	-	-
Debt Service	-	N/A	-	-	-	-	-	-
Grants, Contributions & Other	-	N/A	-	-	-	-	-	-
Total Operating Expenditures	112,000	-25.33%	150,000	21,841	128,000	95,598	81,975	100,071
Capital Outlay	30,000	200.00%	10,000	22,374	32,000	14,229	35,067	104,267
Other Financing Uses	-	N/A	-	-	-	-	-	-
Total Expenditures	$ 142,000	-11.25%	$ 160,000	$ 44,214	$ 160,000	$ 109,827	$ 117,042	$ 204,338
Intergovernmental	-	N/A	-	-	-	-	-	-
Licenses and Permits	-	N/A	-	-	-	-	-	-
Fines, Forfeits and Penalties	-	N/A	-	-	-	-	-	-
Public Charges for Services	-	N/A	-	-	-	-	-	-
Intergovernmental Charges	142,170	5.95%	134,180	134,180	134,180	123,925	110,550	109,530
Miscellaneous	-	N/A	-	-	-	-	-	-
Other Financing Sources	-	N/A	-	-	-	-	-	250,000
Total Revenues	$ 142,170	5.95%	$ 134,180	$ 134,180	$ 134,180	$ 123,925	$ 110,550	$ 359,530
Beginning Carryover	136,978	-1.82%	139,515	162,798	162,798	148,700	155,192	-
Ending Carryover	137,148	20.63%	113,695	252,763	136,978	162,798	148,700	155,192
Tax Levy	$ -	N/A	$ -	$ -	$ -	$ -	$ -	$ -

4 Number of Positions (FTE's)	2017 Requested Budget	% Incr(Decr) 2016 Budget	2016 Revised Budget	Actual Through 6/30/2016	2016 Estimated	2015 Actual	2014 Actual	2013 Actual
Regular	-		-			-	-	-
Part-Time/Temporary	-							
Request for Program Improvement	-							
Vacant	-							
Total Number of Positions (FTE's)	-	-	-	-	-	-	-	-

Finance

Statement of Purpose

The mission of the finance Department is to provide financial stability to the County level of government for the residents of Wood County. In order to achieve this, the Department must be able to provide a comprehensive financial accounting and reporting system for the entire reporting entity. The Department must also be able to provide the support for the annual budget process.

The Finance Department's mission must avail itself to all Federal and State laws and financial reporting requirements established by the Governmental Accounting Standards Board (GASB). The Finance Department must also provide the financial and budgeting activities of Wood County under more specific guidance from the ordinances and resolutions of the County Board of Supervisors.

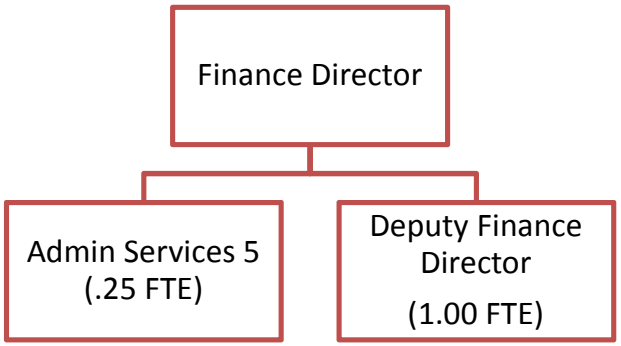

Number of Positions (FTE)	2017	2016	2015	2014	2013	2012	2011	2010	2009	2008
Total	2.25	2.25	2.25	2.25	2.25	2.25	2.25	2.25	2.25	2.25

WOOD COUNTY BUDGET
SUMMARY SHEET
2017

	2
DEPT NUMBER	**1401**
DEPT	**FINANCE**
A/C NAME	**Finance**
FUNCTION	**51510**

Category	2017 Requested Budget	% Incr(Decr) 2016 Budget	2016 Revised Budget	Actual Through 6/30/2016	2016 Estimated	2015 Actual	2014 Actual	2013 Actual
Personal Services	$ 253,585	4.17%	$ 243,441	$ 112,511	$ 241,437	$ 214,691	$ 204,530	$ 201,545
Contractual Services	22,826	-4.02%	23,782	16,766	25,009	22,778	34,862	20,187
Supplies and Expense	3,565	5.94%	3,365	1,866	3,820	2,427	3,122	3,463
Fixed Charges	5,119	-10.21%	5,701	3,637	5,701	5,968	5,494	5,740
Debt Service	-	N/A	-	-	-	-	-	-
Grants, Contributions & Other	-	N/A	-	-	-	-	-	-
Total Operating Expenditures	285,095	3.19%	276,289	134,779	275,967	245,864	248,008	230,936
Capital Outlay	-	N/A	-	-	-	-	-	-
Other Financing Uses	-	N/A	-	-	-	-	-	-
Total Expenditures	$ 285,095	3.19%	$ 276,289	$ 134,779	$ 275,967	$ 245,864	$ 248,008	$ 230,936
Taxes	-	N/A	-	-	-	-	-	-
Intergovernmental	-	N/A	-	-	-	-	-	-
Licenses and Permits	-	N/A	-	-	-	-	-	-
Fines, Forfeits and Penalties	-	N/A	-	-	-	-	-	-
Public Charges for Services	-	N/A	-	-	-	-	-	-
Intergovernmental Charges	-	N/A	-	-	-	-	-	-
Miscellaneous	-	N/A	-	-	-	-	-	-
Other Financing Sources	-	N/A	-	-	-	-	-	-
Total Revenues	$ -	N/A	$ -	$ -	$ -	$ -	$ -	$ -
Beginning Carryover		N/A						
Ending Carryover		N/A						
Tax Levy	$ 285,095	3.19%	$ 276,289	$ 134,779	$ 275,967	$ 245,864	$ 248,008	$ 230,935.86

2 Number of Positions (FTE's)	2017 Requested Budget	% Incr(Decr) 2016 Budget	2016 Revised Budget	Actual Through 6/30/2016	2016 Estimated	2015 Actual	2014 Actual	2013 Actual
Regular	2.25		2.25			2.25	2.25	2.25
Part-Time/Temporary	-							
Request for Program Improvement	-							
Vacant	-							
Total Number of Positions (FTE's)	2.25	-	2.25	-	-	2.25	2.25	2.25

Treasurer

Statement of Purpose

The Treasurer's Office is responsible for collecting, receipting, balancing and depositing county monies. This includes dispersing county payroll, cash payments and managing portions of the county's investment funds. All funds due the state are paid through this office. The duties of the Treasurer are governed under Wisconsin State Statutes, Chapters 50, 70, 74 and 75.

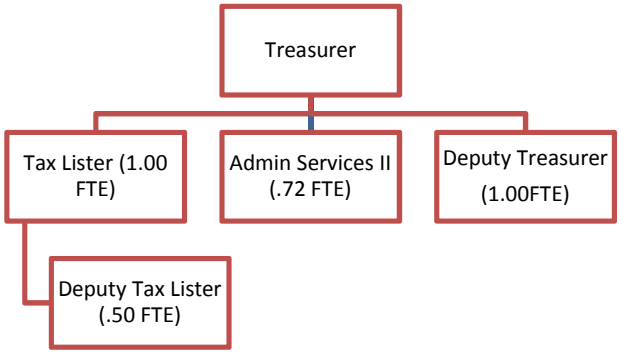

Number of Positions (FTE)	2017	2016	2015	2014	2013	2012	2011	2010	2009	2008
Total	4.22	4.84	4.84	4.84	4.84	4.84	4.84	4.84	5.23	5.23

WOOD COUNTY BUDGET
SUMMARY SHEET
2017

	2
DEPT NUMBER	**2801**
DEPT	**TREASURER**
A/C NAME	**Treasurer**
FUNCTION	**51520**

Category	2017 Requested Budget	% Incr(Decr) 2016 Budget	2016 Revised Budget	Actual Through 6/30/2016	2016 Estimated	2015 Actual	2014 Actual	2013 Actual
Personal Services	$ 297,054	-12.01%	$ 337,597	$ 147,225	$ 310,000	$ 318,857	$ 325,357	$ 305,172
Contractual Services	61,245	82.63%	33,535	11,588	42,135	18,428	28,741	27,083
Supplies and Expense	29,925	21.23%	24,685	11,938	23,960	25,908	23,076	21,421
Fixed Charges	41,262	-1.61%	41,938	19,663	36,595	42,817	35,248	39,476
Debt Service	-	N/A	-	-	-	-	-	-
Grants, Contributions & Other	-	N/A	-	-	-	-	-	-
Total Operating Expenditures	429,486	-1.89%	437,755	190,414	412,690	406,009	412,421	393,151
Capital Outlay	-	N/A	-	-	-	-	-	-
Other Financing Uses	-	N/A	-	-	-	-	-	-
Total Expenditures	$ 429,486	-1.89%	$ 437,755	$ 190,414	$ 412,690	$ 406,009	$ 412,421	$ 393,151
Taxes	398,000	4.74%	380,000	233,556	398,000	431,980	552,499	449,309
Intergovernmental	20,000	0.00%	20,000	300	20,000	20,471	20,652	20,668
Licenses and Permits	-	N/A	-	-	-	-	-	-
Fines, Forfeits and Penalties	-	N/A	-	-	-	-	-	-
Public Charges for Services	2,610	0.00%	2,610	3,970	4,959	3,774	4,444	3,361
Intergovernmental Charges	-	N/A	-	-	-	-	-	-
Miscellaneous	20,300	0.00%	20,300	(22,062)	(49,850)	28,520	83,125	(20,218)
Other Financing Sources	-	N/A	-	-	-	-	-	-
Total Revenues	$ 440,910	4.26%	$ 422,910	$ 215,763	$ 373,109	$ 484,745	$ 660,719	$ 453,120
Beginning Carryover		N/A						
Ending Carryover		N/A						
Tax Levy	$ (11,424)	-176.96%	$ 14,845	$ (25,349)	$ 39,581	$ (78,736)	$ (248,298)	$ (59,969.54)

2 Number of Positions (FTE's)	2017 Requested Budget	% Incr(Decr) 2016 Budget	2016 Revised Budget	Actual Through 6/30/2016	2016 Estimated	2015 Actual	2014 Actual	2013 Actual
Regular	3.72	(1.12)	4.84			4.84	4.84	4.84
Part-Time/Temporary	-	-						
Request for Program Improvement	-	-						
Vacant	0.50	0.50						
Total Number of Positions (FTE's)	4.22	(0.62)	4.84	-	-	4.84	4.84	4.84

District Attorney and Victim Witness Services

Statement of Purpose District Attorney

The function of the District Attorney's Office is to prosecute cases with venue in Wood County in accordance with Section 978 .05 of the Wisconsin Statutes. Cases include but are not limited to criminal actions, forfeiture actions, traffic actions and juven ile proceedings.

The District Attorney's Office receives referrals from the various agencies in Wood County, including all law enforcement age ncies, Department of Social Services, Child Support Enforcement and the Department of Justice. It is the respons ibility of the office to review referrals and take appropriate action by way of deferrals, criminal charges, juvenile court action, etc. Appropriate action may include conducti ng court hearings through jury trial and appeal proceedings.

Office personnel are available to law enforcement agencies within the County 24 hours a day to assist in investigative decisions, provide legal advice and obtain search warrants. In addition, office personnel provide law enforcement with specialized training upon reque st.

Pursuant to statute, the District Attorney is responsible for other miscellaneous matters, including enforcing wage claims, i mmunization laws, rental weatherization laws and consumer protection related violations.

Statement of Purpose Victim Witness Services

The mission of Victim Witness Services is to provide crime victims and witnesses in Wood County information related to the ri ghts afforded them by Wisconsin State Statute 950 and the State Constitution, providing assistance in exercising their rights, stri ving to assure they are treated with fairness, dignity and respect by those in the criminal justice system.

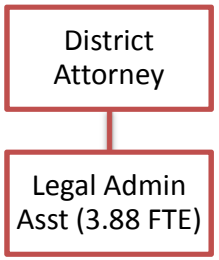

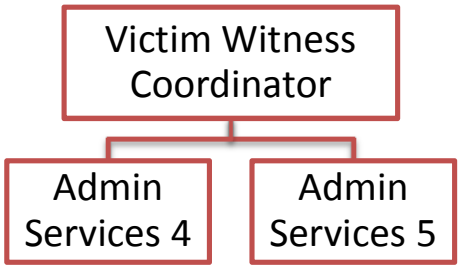

Number of Positions (FTE)	2017	2016	2015	2014	2013	2012	2011	2010	2009	2008
District Attorney	3.88	3.88	3.88	3.88	3.88	3.88	3.88	3.88	3.88	3.88
Victim Witness Services	1.94	1.94	1.94	1.94	1.94	1.95	1.96	1.96	1.97	1.99
Total	5.82	5.82	5.82	5.82	5.82	5.83	5.84	5.84	5.85	5.87

WOOD COUNTY BUDGET
SUMMARY SHEET
2017

	2	
DEPT NUMBER		**1101**
DEPT	**DISTRICT ATTORNEY**	
A/C NAME	**District Attorney**	
FUNCTION		**51310**

Category	2017 Requested Budget	% Incr(Decr) 2016 Budget	2016 Revised Budget	Actual Through 6/30/2016	2016 Estimated	2015 Actual	2014 Actual	2013 Actual
Personal Services	$ 249,633	5.09%	$ 237,553	$ 111,126	$ 236,419	$ 225,919	$ 223,638	$ 220,350
Contractual Services	9,090	12.36%	8,090	1,717	6,090	2,963	9,610	3,608
Supplies and Expense	8,000	0.00%	8,000	2,382	7,750	6,688	5,996	6,414
Fixed Charges	15,176	-3.90%	15,792	8,712	15,792	16,084	18,907	19,450
Debt Service	-	N/A	-	-	-	-	-	-
Grants, Contributions & Other	-	N/A	-	-	-	-	-	-
Total Operating Expenditures	281,899	4.63%	269,435	123,937	266,051	251,653	258,152	249,823
Capital Outlay	-	N/A	-	-	-	-	-	-
Other Financing Uses	-	N/A	-	-	-	-	-	-
Total Expenditures	$ 281,899	4.63%	$ 269,435	$ 123,937	$ 266,051	$ 251,653	$ 258,152	$ 249,823
Intergovernmental	-	N/A	-	-	-	-	-	-
Licenses and Permits	-	N/A	-	-	-	-	-	-
Fines, Forfeits and Penalties	9,000	20.00%	7,500	4,437	9,000	12,857	10,158	7,575
Public Charges for Services	7,000	0.00%	7,000	3,350	6,800	6,612	6,892	8,225
Intergovernmental Charges	700	0.00%	700	216	700	665	418	591
Miscellaneous	-	N/A	-	-	-	-	-	-
Other Financing Sources	-	N/A	-	-	-	-	-	-
Total Revenues	$ 16,700	9.87%	$ 15,200	$ 8,003	$ 16,500	$ 20,134	$ 17,468	$ 16,390
Beginning Carryover	-	N/A	-	-	-			-
Ending Carryover	-	N/A	-	-	-			-
Tax Levy	$ 265,199	4.31%	$ 254,235	$ 115,934	$ 249,551	$ 231,520	$ 240,683	$ 233,433

2 Number of Positions (FTE's)	2017 Requested Budget	% Incr(Decr) 2016 Budget	2016 Revised Budget	Actual Through 6/30/2016	2016 Estimated	2015 Actual	2014 Actual	2013 Actual
Regular	3.88		3.88			3.88	3.88	3.88
Part-Time/Temporary	-							
Request for Program Improvement	-							
Vacant	-							
Total Number of Positions (FTE's)	3.88	-	3.88	-	-	3.88	3.88	3.88

WOOD COUNTY BUDGET
SUMMARY SHEET
2017

	10	
DEPT NUMBER		**0**
DEPT	**VICTIM WITNESS**	
A/C NAME	**SUMMARY**	
FUNCTION	**TOTAL**	

Category	**2017 Requested Budget**	**% Incr(Decr) 2016 Budget**	**2016 Revised Budget**	**Actual Through 6/30/2016**	**2016 Estimated**	**2015 Actual**	**2014 Actual**	**2013 Actual**
Personal Services	$ 137,864	4.80%	$ 131,544	$ 61,967	$ 128,390	$ 123,243	$ 122,850	$ 118,050
Contractual Services	1,900	0.00%	1,900	658	1,696	1,284	1,543	1,721
Supplies and Expense	4,920	0.20%	4,910	2,035	4,970	6,456	4,087	4,718
Fixed Charges	4,035	-11.49%	4,559	2,924	4,559	4,846	4,357	4,600
Debt Service	-	N/A	-	-	-	-	-	-
Grants, Contributions & Other	-	N/A	-	-	-	-	-	-
Total Operating Expenditures	148,719	4.06%	142,913	67,584	139,615	135,830	132,838	129,090
Capital Outlay	-	N/A	-	-	-	-	-	-
Other Financing Uses	-	N/A	-	-	-	-	-	-
Total Expenditures	$ 148,719	4.06%	$ 142,913	$ 67,584	$ 139,615	$ 135,830	$ 132,838	$ 129,090
Taxes	-	N/A	-	-	-	-	-	-
Intergovernmental	76,622	-0.08%	76,687	-	76,458	77,398	70,412	66,054
Licenses and Permits	-	N/A	-	-	-	-	-	-
Fines, Forfeits and Penalties	10,000	42.86%	7,000	4,437	8,900	12,857	10,158	7,575
Public Charges for Services	-	N/A	-	-	-	-	-	-
Intergovernmental Charges	-	N/A	-	-	-	-	-	-
Miscellaneous	-	-100.00%	1,600	640	-	1,375	1,388	1,720
Other Financing Sources	-	N/A	-	-	-	-	-	-
Total Revenues	$ 86,622	1.57%	$ 85,287	$ 5,077	$ 85,358	$ 91,630	$ 81,958	$ 75,349
Beginning Carryover	5,097	N/A	4,861	4,722	4,722	4,211	3,569	-
Ending Carryover	5,447	N/A	5,561	5,073	5,097	4,722	4,211	3,569
Tax Levy	$ 62,447	7.07%	$ 58,326	$ 62,857	$ 54,632	$ 44,710	$ 51,521	$ 57,310

10 **Number of Positions (FTE's)**	**2017 Requested Budget**	**% Incr(Decr) 2016 Budget**	**2016 Revised Budget**	**Actual Through 6/30/2016**	**2016 Estimated**	**2015 Actual**	**2014 Actual**	**2013 Actual**
Regular	1.94		1.94			1.94	1.94	1.94
Part-Time/Temporary	-							
Request for Program Improvement	-							
Vacant	-							
Total Number of Positions (FTE's)	1.94	-	1.94	-	-	1.94	1.94	1.94

WOOD COUNTY BUDGET
SUMMARY SHEET
2017

	2	
DEPT NUMBER		**3201**
DEPT	**VICTIM WITNESS**	
A/C NAME	**Victim Witness**	
FUNCTION		**51315**

Category	**2017 Requested Budget**	**% Incr(Decr) 2016 Budget**	**2016 Revised Budget**	**Actual Through 6/30/2016**	**2016 Estimated**	**2015 Actual**	**2014 Actual**	**2013 Actual**
Personal Services	$ 137,864	4.80%	$ 131,544	$ 61,967	$ 128,390	$ 123,243	$ 122,850	$ 118,050
Contractual Services	1,100	0.00%	1,100	583	1,046	724	904	882
Supplies and Expense	4,820	0.21%	4,810	1,820	4,745	4,113	3,981	4,410
Fixed Charges	4,035	-11.49%	4,559	2,924	4,559	4,846	4,357	4,600
Debt Service	-	N/A	-	-	-	-	-	-
Grants, Contributions & Other	-	N/A	-	-	-	-	-	-
Total Operating Expenditures	147,819	4.09%	142,013	67,294	138,740	132,927	132,092	127,943
Capital Outlay	-	N/A	-	-	-	-	-	-
Other Financing Uses	-	N/A	-	-	-	-	-	-
Total Expenditures	$ 147,819	4.09%	$ 142,013	$ 67,294	$ 138,740	$ 132,927	$ 132,092	$ 127,943
Taxes	-	N/A	-	-	-	-	-	-
Intergovernmental	75,372	-1.71%	76,687	-	75,208	75,360	70,412	66,054
Licenses and Permits	-	N/A	-	-	-	-	-	-
Fines, Forfeits and Penalties	10,000	42.86%	7,000	4,437	8,900	12,857	10,158	7,575
Public Charges for Services	-	N/A	-	-	-	-	-	-
Intergovernmental Charges	-	N/A	-	-	-	-	-	-
Miscellaneous	-	N/A	-	-	-	-	-	-
Other Financing Sources	-	N/A	-	-	-	-	-	-
Total Revenues	$ 85,372	2.01%	$ 83,687	$ 4,437	$ 84,108	$ 88,216	$ 80,570	$ 73,629
Beginning Carryover		N/A						
Ending Carryover		N/A						
Tax Levy	$ 62,447	7.07%	$ 58,326	$ 62,857	$ 54,632	$ 44,710	$ 51,521	$ 54,314

2 **Number of Positions (FTE's)**	**2017 Requested Budget**	**% Incr(Decr) 2016 Budget**	**2016 Revised Budget**	**Actual Through 6/30/2016**	**2016 Estimated**	**2015 Actual**	**2014 Actual**	**2013 Actual**
Regular	1.94		1.94			1.94	1.94	1.94
Part-Time/Temporary	-							
Request for Program Improvement	-							
Vacant	-							
Total Number of Positions (FTE's)	1.94	-	1.94	-	-	1.94	1.94	1.94

WOOD COUNTY BUDGET
SUMMARY SHEET
2017

	3	
DEPT NUMBER		**3202**
DEPT	**VICTIM WITNESS**	
A/C NAME	**Task Force**	
FUNCTION		**51316**

Category	2017 Requested Budget	% Incr(Decr) 2016 Budget	2016 Revised Budget	Actual Through 6/30/2016	2016 Estimated	2015 Actual	2014 Actual	2013 Actual
Personal Services	$ -	N/A	$ -	$ -	$ -	$ -	$ -	$ -
Contractual Services	800	0.00%	800	75	650	560	640	839
Supplies and Expense	100	0.00%	100	214	225	304	106	307
Fixed Charges	-	N/A	-	-	-	-	-	-
Debt Service	-	N/A	-	-	-	-	-	-
Grants, Contributions & Other	-	N/A	-	-	-	-	-	-
Total Operating Expenditures	900	0.00%	900	289	875	864	746	1,147
Capital Outlay	-	N/A	-	-	-	-	-	-
Other Financing Uses	-	N/A	-	-	-	-	-	-
Total Expenditures	$ 900	0.00%	$ 900	$ 289	$ 875	$ 864	$ 746	$ 1,147
Intergovernmental	1,250	N/A	-	-	1,250	-	-	-
Licenses and Permits	-	N/A	-	-	-	-	-	-
Fines, Forfeits and Penalties	-	N/A	-	-	-	-	-	-
Public Charges for Services	-	N/A	-	-	-	-	-	-
Intergovernmental Charges	-	N/A	-	-	-	-	-	-
Miscellaneous	-	-100.00%	1,600	640	-	1,375	1,388	1,720
Other Financing Sources	-	N/A	-	-	-	-	-	-
Total Revenues	$ 1,250	-21.88%	$ 1,600	$ 640	$ 1,250	$ 1,375	$ 1,388	$ 1,720
Beginning Carryover	5,097	4.86%	4,861	4,722	4,722	4,211	3,569	
Ending Carryover	5,447	-2.04%	5,561	5,073	5,097	4,722	4,211	3,569
Tax Levy	$ -	N/A	$ -	$ -	$ -	$ -	$ -	$ 2,996

3 Number of Positions (FTE's)	2017 Requested Budget	% Incr(Decr) 2016 Budget	2016 Revised Budget	Actual Through 6/30/2016	2016 Estimated	2015 Actual	2014 Actual	2013 Actual
Regular	-		-			-	-	-
Part-Time/Temporary	-							
Request for Program Improvement	-							
Vacant	-							
Total Number of Positions (FTE's)	-	-	-	-	-	-	-	-

WOOD COUNTY BUDGET
SUMMARY SHEET
2017

	4	
DEPT NUMBER		**3203**
DEPT	**VICTIM WITNESS**	
A/C NAME	**Crime Witness Rights**	
FUNCTION		**51317**

Category	**2017 Requested Budget**	**% Incr(Decr) 2016 Budget**	**2016 Revised Budget**	**Actual Through 6/30/2016**	**2016 Estimated**	**2015 Actual**	**2014 Actual**	**2013 Actual**
Personal Services	$ -	N/A	$ -	$ -	$ -	$ -	$ -	$ -
Contractual Services	-	N/A	-	-	-	-	-	-
Supplies and Expense	-	N/A	-	-	-	2,039	-	-
Fixed Charges	-	N/A	-	-	-	-	-	-
Debt Service	-	N/A	-	-	-	-	-	-
Grants, Contributions & Other	-	N/A	-	-	-	-	-	-
Total Operating Expenditures	-	N/A	-	-	-	2,039	-	-
Capital Outlay	-	N/A	-	-	-	-	-	-
Other Financing Uses	-	N/A	-	-	-	-	-	-
Total Expenditures	$ -	N/A	$ -	$ -	$ -	$ 2,039	$ -	$ -
Intergovernmental	-	N/A	-	-	-	2,039	-	-
Licenses and Permits	-	N/A	-	-	-	-	-	-
Fines, Forfeits and Penalties	-	N/A	-	-	-	-	-	-
Public Charges for Services	-	N/A	-	-	-	-	-	-
Intergovernmental Charges	-	N/A	-	-	-	-	-	-
Miscellaneous	-	N/A	-	-	-	-	-	-
Other Financing Sources	-	N/A	-	-	-	-	-	-
Total Revenues	$ -	N/A	$ -	$ -	$ -	$ 2,039	$ -	$ -
Beginning Carryover		N/A						
Ending Carryover		N/A						
Tax Levy	$ -	N/A	$ -	$ -	$ -	$ -	$ -	$ -

4 **Number of Positions (FTE's)**	**2017 Requested Budget**	**% Incr(Decr) 2016 Budget**	**2016 Revised Budget**	**Actual Through 6/30/2016**	**2016 Estimated**	**2015 Actual**	**2014 Actual**	**2013 Actual**
Regular	-		-			-	-	-
Part-Time/Temporary	-							
Request for Program Improvement	-							
Vacant	-							
Total Number of Positions (FTE's)	-	-	-	-	-	-	-	-

Corporation Counsel

Statement of Purpose

The Office of Corporation Counsel exists to advise and advocate for the protection and commitments of Wood County through its work of advice, counsel, interpretation, advocacy, enforcement, support, and influence for Wood County departments and officials

Department Goals

Goal 1: Provide general legal services to departments, committees, and the county board.

- Draft and review contracts, leases, ordinances & resolutions.
- Draft and review case pleadings and communications.
- Develop and disseminate legal opinions.

Goal 2: Prosecute ordinance violations.

- Assist departments in pre-litigation negotiations.
- Prosecute ordinance violations referred by departments.
- Pursue compliance of court orders (collection of forfeitures).

Goal 3: Represent the county in commitment proceedings.

- Prosecute mental and alcohol commitments.
- Pursue guardianships and protective placements when requested by County social workers.

Goal 4: Represent the Child Support Agency.

- Assist in developing and maintaining litigation related policies.
- Draft, review, and revise legal pleadings.
- Represent the Child Support agency in court.

Goal 5: Provide in-house counsel services.

- Update departments on changes in the laws and their impacts.
- Advise and represent departments in administrative proceedings.
- Respond to department/staff inquiries on the application of the laws.
- Oversee compliance with the ADA, open meetings law, public records law, HIPAA, etc.
- Serve as parliamentarian.

.

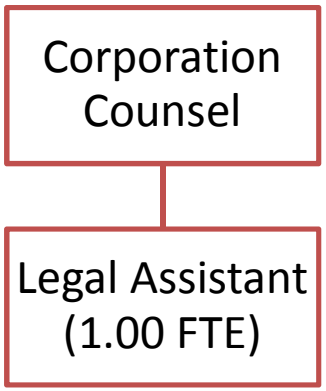

Number of Positions (FTE)	2017	2016	2015	2014	2013	2012	2011	2010	2009	2008
Total	1.97	1.97	1.97	1.97	1.97	1.97	1.97	1.97	2.20	2.27

WOOD COUNTY BUDGET
SUMMARY SHEET
2017

	2
DEPT NUMBER	**0901**
DEPT	**CORPORATION COUNSEL**
A/C NAME	**Corporation Counsel**
FUNCTION	**51320**

Category	2017 Requested Budget	% Incr(Decr) 2016 Budget	2016 Revised Budget	Actual Through 6/30/2016	2016 Estimated	2015 Actual	2014 Actual	2013 Actual
Personal Services	$ 204,989	4.41%	$ 196,328	$ 92,577	$ 196,949	$ 189,577	$ 183,310	$ 177,112
Contractual Services	6,180	-5.72%	6,555	1,654	6,140	5,848	4,487	7,095
Supplies and Expense	7,950	2.25%	7,775	4,149	7,535	7,043	7,177	6,530
Fixed Charges	7,876	-7.02%	8,471	4,973	8,471	8,759	8,251	8,533
Debt Service	-	N/A	-	-	-	-	-	-
Grants, Contributions & Other	-	N/A	-	-	-	-	-	-
Total Operating Expenditures	226,995	3.59%	219,129	103,354	219,095	211,226	203,226	199,271
Capital Outlay	-	N/A	-	-	-	-	-	-
Other Financing Uses	-	N/A	-	-	-	-	-	-
Total Expenditures	$ 226,995	3.59%	$ 219,129	$ 103,354	$ 219,095	$ 211,226	$ 203,226	$ 199,271
Intergovernmental	-	N/A	-	-	-	-	-	-
Licenses and Permits	-	N/A	-	-	-	-	-	-
Fines, Forfeits and Penalties	-	N/A	-	-	-	-	-	-
Public Charges for Services	3,000	50.00%	2,000	3,700	5,000	3,150	3,500	5,850
Intergovernmental Charges	12,500	0.00%	12,500	5,073	12,000	11,316	12,251	13,280
Miscellaneous	-	N/A	-	-	-	-	-	-
Other Financing Sources	-	N/A	-	-	-	-	-	-
Total Revenues	$ 15,500	6.90%	$ 14,500	$ 8,773	$ 17,000	$ 14,466	$ 15,751	$ 19,130
Beginning Carryover	-	N/A	-	-	-			-
Ending Carryover	-	N/A	-	-	-			-
Tax Levy	$ 211,495	3.36%	$ 204,629	$ 94,581	$ 202,095	$ 196,760	$ 187,475	$ 180,141

2 Number of Positions (FTE's)	2017 Requested Budget	% Incr(Decr) 2016 Budget	2016 Revised Budget	Actual Through 6/30/2016	2016 Estimated	2015 Actual	2014 Actual	2013 Actual
Regular	1.97		1.97			1.97	1.97	1.97
Part-Time/Temporary	-							
Request for Program Improvement	-							
Vacant	-							
Total Number of Positions (FTE's)	1.97	-	1.97	-	-	1.97	1.97	1.97

Register of Deeds

Statement of Purpose

The mission of the Register of Deeds Office is to provide the official county repository for Real Estate, Vital and Personal Property records, Federal tax Liens, Bills of Sale, Veteran's Discharges, Corporation Records, Farm Names, Plats and Certified Survey Maps and to provide safe archival storage and convenient access to these public records while at the same time implement statutory changes, system modernization, program and procedure evaluation and a high level of timely service to our customers.

Programs and Services

Record Documents

Record all documents authorized by law to be recorded in the office of the Register of Deeds by endorsing upon each document the day, hour and minute of reception and the document number, volume and page where same is recorded. Collect recording fees and transfer fee, if required by Wisconsin Statue 59.43.

Register, File, Index and Maintain records

Must register, file, index and maintain the following records:

- Births, deaths, and marriages records Wisconsin Statue 69.07
- Certified survey maps and plats Wisconsin Statue 59.43 and 779.97
- Honorable Military Discharge Wisconsin Statue 45.21

Make available for viewing an index and image of daily recordings Wisconsin Statue 59.43
Return original documents as instructed Wisconsin Statue 59.43
Make and deliver upon request a copy of any record, paper, file or plat in accordance with the statues and collect fee for the same Wisconsin Statues 69.21, 59.43 and 45.21

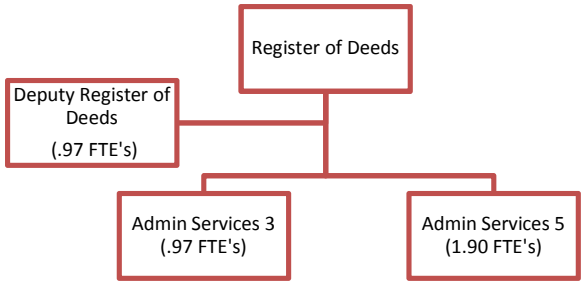

Number of Positions (FTE)	2017	2016	2015	2014	2013	2012	2011	2010	2009	2008
Total	4.84	4.84	4.84	4.84	4.84	4.84	4.84	4.84	4.84	4.84

WOOD COUNTY BUDGET SUMMARY 2017					
Category	**Register of Deeds** **2401** **51710**	**Red of Deeds-Redaction** **2402** **51711**	**2017** **Total**	**Incr(Decr)** **2017** **Budget**	**2016** **Total**
Personal Services	319,991	30,987	350,978	3.48%	339,168
Contractual Services	47,380	-	47,380	0.00%	47,380
Supplies and Expense	12,400	-	12,400	0.00%	12,400
Fixed Charges	24,945	-	24,945	0.00%	24,945
Debt Service	-	-	-	N/A	-
Grants, Contributions & Other	-	-	-	N/A	-
Total Operating Expenditures	404,716	30,987	435,703	2.79%	423,893
Capital Outlay	-	-	-	N/A	-
Other Financing Uses	-	-	-	N/A	-
Total Expenditures	404,716	30,987	435,703	2.79%	423,893
Taxes	85,000	-	85,000	0.00%	85,000
Intergovernmental	-	-	-	N/A	-
Licenses and Permits	-	-	-	N/A	-
Fines, Forfeits and Penalties	-	-	-	N/A	-
Public Charges for Services	309,000	-	309,000	0.00%	309,000
Intergovernmental Charges	-	-	-	N/A	-
Miscellaneous	20	-	20	N/A	-
Other Financing Sources	-	-	-	N/A	-
Total Revenues	394,020	-	394,020	0.00%	394,000
Beginning Carryover	-	69,909	69,909	-29.95%	99,800
Ending Carryover	-	38,922	38,922	-44.31%	69,887
Tax Levy	10,696	-	10,696	-53580.00%	(20)
					-
Total Number of Positions (FTE's)	4.35	0.49	4.84	(0.01)	4.85

WOOD COUNTY BUDGET
SUMMARY SHEET
2017

	2
DEPT NUMBER	**2401**
DEPT	**REGISTER OF DEEDS**
A/C NAME	**Register of Deeds**
FUNCTION	**51710**

Category	2017 Requested Budget	% Incr(Decr) 2016 Budget	2016 Revised Budget	Actual Through 6/30/2016	2016 Estimated	2015 Actual	2014 Actual	2013 Actual
Personal Services	$ 319,991	3.47%	$ 309,255	$ 136,858	$ 309,043	$ 301,525	$ 297,909	$ 304,423
Contractual Services	47,380	0.00%	47,380	42,807	44,190	44,261	44,453	45,951
Supplies and Expense	12,400	0.00%	12,400	3,466	10,000	9,345	8,677	8,663
Fixed Charges	24,945	0.00%	24,945	13,502	24,945	25,468	24,840	25,051
Debt Service	-	N/A	-	-	-	-	-	-
Grants, Contributions & Other	-	N/A	-	-	-	-	-	-
Total Operating Expenditures	404,716	2.73%	393,980	196,633	388,178	380,599	375,879	384,088
Capital Outlay	-	N/A	-	-	-	-	-	-
Other Financing Uses	-	N/A	-	-	-	-	-	-
Total Expenditures	$ 404,716	2.73%	$ 393,980	$ 196,633	$ 388,178	$ 380,599	$ 375,879	$ 384,088
Taxes	85,000	0.00%	85,000	52,914	120,000	124,063	100,358	103,217
Intergovernmental	-	N/A	-	-	-	-	-	-
Licenses and Permits	-	N/A	-	-	-	-	-	-
Fines, Forfeits and Penalties	-	N/A	-	-	-	-	-	-
Public Charges for Services	309,000	0.00%	309,000	142,470	292,000	281,508	283,123	315,622
Intergovernmental Charges	-	N/A	-	-	-	-	-	-
Miscellaneous	20	N/A	-	9	21	56	20	26
Other Financing Sources	-	N/A	-	-	-	-	-	-
Total Revenues	$ 394,020	0.01%	$ 394,000	$ 195,393	$ 412,021	$ 405,627	$ 383,501	$ 418,865
Beginning Carryover	-	N/A		-	-	-	-	
Ending Carryover		N/A						
Tax Levy	$ 10,696	-53580.00%	$ (20)	$ 1,240	$ (23,843)	$ (25,028)	$ (7,622)	$ (34,777)

2 Number of Positions (FTE's)	2017 Requested Budget	% Incr(Decr) 2016 Budget	2016 Revised Budget	Actual Through 6/30/2016	2016 Estimated	2015 Actual	2014 Actual	2013 Actual
Regular	4.35		4.36			4.36	4.47	4.84
Part-Time/Temporary	-							
Request for Program Improvement	-							
Vacant	-							
Total Number of Positions (FTE's)	4.35	-	4.36	-	-	4.36	4.47	4.84

WOOD COUNTY BUDGET
SUMMARY SHEET
2017

	3
DEPT NUMBER	**2402**
DEPT	**REGISTER OF DEEDS**
A/C NAME	**Red of Deeds-Redaction**
FUNCTION	**51711**

Category	2017 Requested Budget	% Incr(Decr) 2016 Budget	2016 Revised Budget	Actual Through 6/30/2016	2016 Estimated	2015 Actual	2014 Actual	2013 Actual
Personal Services	$ 30,987	3.59%	$ 29,913	$ 22,856	$ 29,913	$ 29,289	$ 20,723	$ -
Contractual Services	-	N/A	-	-	-	3,066	2,350	3,635
Supplies and Expense	-	N/A	-	-	-	-	-	-
Fixed Charges	-	N/A	-	-	-	-	-	-
Debt Service	-	N/A	-	-	-	-	-	-
Grants, Contributions & Other	-	N/A	-	-	-	-	-	-
Total Operating Expenditures	30,987	3.59%	29,913	22,856	29,913	32,355	23,073	3,635
Capital Outlay	-	N/A	-	-	-	-	-	-
Other Financing Uses	-	N/A	-	-	-	-	-	-
Total Expenditures	$ 30,987	3.59%	$ 29,913	$ 22,856	$ 29,913	$ 32,355	$ 23,073	$ 3,635
Taxes	-	N/A	-	-	-	-	-	-
Intergovernmental	-	N/A	-	-	-	-	-	-
Licenses and Permits	-	N/A	-	-	-	-	-	-
Fines, Forfeits and Penalties	-	N/A	-	-	-	-	-	-
Public Charges for Services	-	N/A	-	-	-	-	51,710	62,375
Intergovernmental Charges	-	N/A	-	-	-	-	-	-
Miscellaneous	-	N/A	-	-	-	-	-	-
Other Financing Sources	-	N/A	-	-	-	-	-	-
Total Revenues	$ -	N/A	$ -	$ -	$ -	$ -	$ 51,710	$ 62,375
Beginning Carryover	69,909	-29.95%	99,800	99,822	99,822	132,178	103,541	44,801
Ending Carryover	38,922	-44.31%	69,887	76,966	69,909	99,822	132,178	103,541
Tax Levy	$ -	N/A	$ -	$ -	$ -	$ -	$ -	$ -

3 **Number of Positions (FTE's)**	2017 Requested Budget	% Incr(Decr) 2016 Budget	2016 Revised Budget	Actual Through 6/30/2016	2016 Estimated	2015 Actual	2014 Actual	2013 Actual
Regular	0.49		0.49			0.49	0.38	-
Part-Time/Temporary	-							
Request for Program Improvement	-							
Vacant	-							
Total Number of Positions (FTE's)	0.49	-	0.49	-	-	0.49	0.38	-

County Clerk

Statement of Purpose

The Wood County Clerk is the chief election official and conducts all federal, state, county, local and school elections.

The County Clerk issues marriage licenses, declarations of domestic partnerships, temporary car license plates, timber cutting permits and distributes the state dog licenses to local municipal treasurers. The Clerk accepts applications for Passports. This department is the filing agent for Farmland Preservation applications, receives claims filed against Wood County and keeps records of Wood County contracts and leases.

This office compiles and distributes the Official Directory for Wood County, publishes the Property Valuation Statistical report and the Proceedings of the Wood County Board of Supervisors.

The County Clerk is the official clerk to the Wood County Board of Supervisors. All county board minutes, resolutions and ordinances are on file in this office. The Clerk is responsible for public notice of all agendas, minutes and ordinances.

Upon approval of the county budget, the Clerk apportions taxes to each of the 34 Wood County municipalities.

The County Clerk performs all administrative duties as per Wisconsin State Statutes.

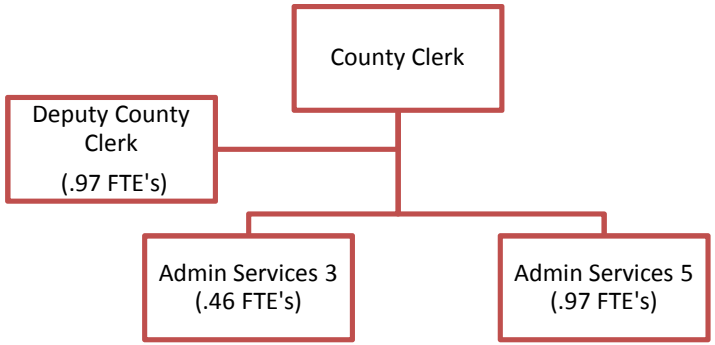

Number of Positions (FTE)	2017	2016	2015	2014	2013	2012	2011	2010	2009	2008
Elected	1.00	1.00	1.00	1.00	1.00	1.00	1.00	1.00	1.00	1.00
Non-Represented	2.40	2.39	2.39	2.39	2.39	2.39	2.39	2.40	2.41	2.41
Total	3.40	3.39	3.39	3.39	3.39	3.39	3.39	3.40	3.41	3.41

WOOD COUNTY BUDGET SUMMARY 2017								
Category	**Commitees & Commissions 0605 51120**	**County Clerk 0601 51420**	**Postage Meter 0602 51424**	**Elections 0603 51440**	**Information & Communication 0604 51453**	**2017 Total**	**Incr(Decr) 2016 Budget**	**2016 Total**
Personal Services	114,946	262,708	-	434	-	378,088	3.68%	364,669
Contractual Services	500	7,950	-	-	18,000	26,450	0.72%	26,260
Supplies and Expense	54,800	23,675	7,500	51,450	500	137,925	-40.89%	233,350
Fixed Charges	-	27,693	6,800	-	-	34,493	12.15%	30,755
Debt Service	-	-	-	-	-	-	N/A	-
Grants, Contributions & Other	-	-	-	-	-	-	N/A	-
Total Operating Expenditures	170,246	322,026	14,300	51,884	18,500	576,956	(0.12)	655,034
Capital Outlay	-	-	-	-	-	-	N/A	-
Other Financing Uses	-	-	-	-	-	-	N/A	-
Total Expenditures	170,246	322,026	14,300	51,884	18,500	576,956	(0.12)	655,034
Intergovernmental	-	-	-	-	-	-	N/A	-
Licenses and Permits	-	13,500	-	-	-	13,500	0.00%	13,500
Fines, Forfeits and Penalties	-	-	-	-	-	-	N/A	-
Public Charges for Services	-	35,400	-	6,000	-	41,400	6.70%	38,800
Intergovernmental Charges	-	-	-	-	-	-	N/A	-
Miscellaneous	-	-	-	-	-	-	N/A	-
Other Financing Sources	-	-	-	-	-	-	N/A	-
Total Revenues	-	48,900	-	6,000	-	54,900	0.05	52,300
Beginning Carryover	-	-	-	186,997	-	186,997	-2.18%	191,170
Ending Carryover	-	-	-	225,148	-	225,148	56.70%	143,679
Tax Levy	170,246	273,126	14,300	84,035	18,500	560,207	0.01	555,243
								-
Total Number of Positions (FTE's)	-	3.39	-	0.00	-	3.40	-	3.40

WOOD COUNTY BUDGET
SUMMARY SHEET
2017

	2
DEPT NUMBER	**0605**
DEPT	**COUNTY CLERK**
A/C NAME	**Commitees & Commissions**
FUNCTION	**51120**

Category	2017 Requested Budget	% Incr(Decr) 2016 Budget	2016 Revised Budget	Actual Through 6/30/2016	2016 Estimated	2015 Actual	2014 Actual	2013 Actual
Personal Services	$ 114,946	4.25%	$ 110,264	$ 51,638	$ 110,030	$ 101,899	$ 95,671	$ 93,141
Contractual Services	500	0.00%	500	88	400	-	501	86
Supplies and Expense	54,800	2.43%	53,500	26,812	51,100	48,579	57,044	52,105
Fixed Charges	-	N/A	-	-	-	-	-	-
Debt Service	-	N/A	-	-	-	-	-	-
Grants, Contributions & Other	-	N/A	-	-	-	-	-	-
Total Operating Expenditures	170,246	3.64%	164,264	78,539	161,530	150,478	153,216	145,333
Capital Outlay	-	N/A	-	-	-	-	-	-
Other Financing Uses	-	N/A	-	-	-	-	-	-
Total Expenditures	$ 170,246	3.64%	$ 164,264	$ 78,539	$ 161,530	$ 150,478	$ 153,216	$ 145,333
Intergovernmental	-	N/A	-	-	-	-	-	-
Licenses and Permits	-	N/A	-	-	-	-	-	-
Fines, Forfeits and Penalties	-	N/A	-	-	-	-	-	-
Public Charges for Services	-	N/A	-	-	-	-	-	-
Intergovernmental Charges	-	N/A	-	-	-	-	-	-
Miscellaneous	-	N/A	-	-	-	-	-	-
Other Financing Sources	-	N/A	-	-	-	-	-	-
Total Revenues	$ -	N/A	$ -	$ -	$ -	$ -	$ -	$ -
Beginning Carryover	-	N/A	-	-	-			-
Ending Carryover	-	N/A	-	-	-			-
Tax Levy	$ 170,246	3.64%	$ 164,264	$ 78,539	$ 161,530	$ 150,478	$ 153,216	$ 145,333

2 **Number of Positions (FTE's)**	2017 Requested Budget	% Incr(Decr) 2016 Budget	2016 Revised Budget	Actual Through 6/30/2016	2016 Estimated	2015 Actual	2014 Actual	2013 Actual
Regular	-		-			-	-	-
Part-Time/Temporary	-							
Request for Program Improvement	-							
Vacant	-							
Total Number of Positions (FTE's)	-	-	-	-	-	-	-	-

WOOD COUNTY BUDGET
SUMMARY SHEET
2017

	3
DEPT NUMBER	**0601**
DEPT	**COUNTY CLERK**
A/C NAME	**County Clerk**
FUNCTION	**51420**

Category	2017 Requested Budget	% Incr(Decr) 2016 Budget	2016 Revised Budget	Actual Through 6/30/2016	2016 Estimated	2015 Actual	2014 Actual	2013 Actual
Personal Services	$ 262,708	3.64%	$ 253,479	$ 119,185	$ 253,922	$ 247,894	$ 241,501	$ 227,415
Contractual Services	7,950	2.45%	7,760	3,611	6,960	6,213	8,563	7,737
Supplies and Expense	23,675	-17.36%	28,650	6,277	15,270	18,539	19,872	20,682
Fixed Charges	27,693	15.60%	23,955	13,594	23,710	24,248	23,498	27,026
Debt Service	-	N/A	-	-	-	-	-	-
Grants, Contributions & Other	-	N/A	-	-	-	-	-	-
Total Operating Expenditures	322,026	2.61%	313,844	142,667	299,862	296,894	293,433	282,861
Capital Outlay	-	N/A	-	-	-	-	-	-
Other Financing Uses	-	N/A	-	-	-	-	-	-
Total Expenditures	$ 322,026	2.61%	$ 313,844	$ 142,667	$ 299,862	$ 296,894	$ 293,433	$ 282,861
Intergovernmental	-	N/A	-	-	-	-	-	-
Licenses and Permits	13,500	0.00%	13,500	4,921	13,500	14,708	13,988	14,418
Fines, Forfeits and Penalties	-	N/A	-	-	-	-	-	-
Public Charges for Services	35,400	34.60%	26,300	20,788	42,500	38,849	34,531	35,087
Intergovernmental Charges	-	N/A	-	-	-	-	-	-
Miscellaneous	-	N/A	-	-	-	-	-	-
Other Financing Sources	-	N/A	-	-	-	-	-	-
Total Revenues	$ 48,900	22.86%	$ 39,800	$ 25,709	$ 56,000	$ 53,557	$ 48,519	$ 49,505
Beginning Carryover	-	N/A	-	-	-			-
Ending Carryover	-	N/A	-	-	-			-
Tax Levy	$ 273,126	-0.33%	$ 274,044	$ 116,958	$ 243,862	$ 243,337	$ 244,914	$ 233,355

3 Number of Positions (FTE's)	2017 Requested Budget	% Incr(Decr) 2016 Budget	2016 Revised Budget	Actual Through 6/30/2016	2016 Estimated	2015 Actual	2014 Actual	2013 Actual
Regular	3.39		3.39			3.39	3.39	3.39
Part-Time/Temporary	-							
Request for Program Improvement	-							
Vacant	-							
Total Number of Positions (FTE's)	3.39	-	3.39	-	-	3.39	3.39	3.39

WOOD COUNTY BUDGET
SUMMARY SHEET
2017

	4
DEPT NUMBER	**0602**
DEPT	**COUNTY CLERK**
A/C NAME	**Postage Meter**
FUNCTION	**51424**

Category	2017 Requested Budget	% Incr(Decr) 2016 Budget	2016 Revised Budget	Actual Through 42551	2016 Estimated	2015 Actual	2014 Actual	2013 Actual
Personal Services	$ -	N/A	$ -	$ -	$ -	$ -	$ -	$ -
Contractual Services	-	N/A	-	-	-	-	-	-
Supplies and Expense	7,500	0.00%	7,500	3,769	6,990	6,510	6,276	6,059
Fixed Charges	6,800	0.00%	6,800	3,339	6,678	5,741	5,349	5,820
Debt Service	-	N/A	-	-	-	-	-	-
Grants, Contributions & Other	-	N/A	-	-	-	-	-	-
Total Operating Expenditures	14,300	0.00%	14,300	7,108	13,668	12,251	11,625	11,879
Capital Outlay	-	N/A	-	-	-	-	-	-
Other Financing Uses	-	N/A	-	-	-	-	-	-
Total Expenditures	$ 14,300	0.00%	$ 14,300	$ 7,108	$ 13,668	$ 12,251	$ 11,625	$ 11,879
Intergovernmental	-	N/A	-	-	-	-	-	-
Licenses and Permits	-	N/A	-	-	-	-	-	-
Fines, Forfeits and Penalties	-	N/A	-	-	-	-	-	-
Public Charges for Services	-	N/A	-	-	-	-	-	-
Intergovernmental Charges	-	N/A	-	-	-	-	-	-
Miscellaneous	-	N/A	-	-	-	-	-	-
Other Financing Sources	-	N/A	-	-	-	-	-	-
Total Revenues	$ -	N/A	$ -	$ -	$ -	$ -	$ -	$ -
Beginning Carryover	-	N/A	-	-	-			-
Ending Carryover	-	N/A	-	-	-			-
Tax Levy	$ 14,300	0.00%	$ 14,300	$ 7,108	$ 13,668	$ 12,251	$ 11,625	$ 11,879

4 **Number of Positions (FTE's)**	2017 Requested Budget	% Incr(Decr) 2016 Budget	2016 Revised Budget	Actual Through 6/30/2016	2016 Estimated	2015 Actual	2014 Actual	2013 Actual
Regular	-		-			-	-	-
Part-Time/Temporary	-							
Request for Program Improvement	-							
Vacant	-							
Total Number of Positions (FTE's)	-	-	-	-	-	-	-	-

WOOD COUNTY BUDGET
SUMMARY SHEET
2017

	5
DEPT NUMBER	**0603**
DEPT	**COUNTY CLERK**
A/C NAME	**Elections**
FUNCTION	**51440**

Category	2017 Requested Budget	% Incr(Decr) 2016 Budget	2016 Revised Budget	Actual Through 6/30/2016	2016 Estimated	2015 Actual	2014 Actual	2013 Actual
Personal Services	$ 434	-53.13%	$ 926	$ 534	$ 1,132	$ 147	$ 872	$ 301
Contractual Services	-	N/A	-	-	-	-	-	-
Supplies and Expense	51,450	-64.05%	143,100	49,329	100,029	34,583	71,834	52,201
Fixed Charges	-	N/A	-	-	-	-	-	-
Debt Service	-	N/A	-	-	-	-	-	-
Grants, Contributions & Other	-	N/A	-	-	-	-	-	-
Total Operating Expenditures	51,884	-63.98%	144,026	49,863	101,161	34,731	72,706	52,501
Capital Outlay	-	N/A	-	-	-	-	-	-
Other Financing Uses	-	N/A	-	-	-	-	-	-
Total Expenditures	$ 51,884	-63.98%	$ 144,026	$ 49,863	$ 101,161	$ 34,731	$ 72,706	$ 52,501
Intergovernmental	-	N/A	-	-	-	-	-	-
Licenses and Permits	-	N/A	-	-	-	-	-	-
Fines, Forfeits and Penalties	-	N/A	-	-	-	-	-	-
Public Charges for Services	6,000	-52.00%	12,500	10,153	12,540	12,500	12,527	12,543
Intergovernmental Charges	-	N/A	-	-	-	-	-	-
Miscellaneous	-	N/A	-	-	-	-	-	-
Other Financing Sources	-	N/A	-	-	-	-	-	-
Total Revenues	$ 6,000	-52.00%	$ 12,500	$ 10,153	$ 12,540	$ 12,500	$ 12,527	$ 12,543
Beginning Carryover	186,997	-2.18%	191,170	105,923	191,583	129,778	105,923	61,846
Ending Carryover	225,148	56.70%	143,679	150,248	186,997	191,583	129,778	105,923
Tax Levy	$ 84,035	0.00%	$ 84,035	$ 84,035	$ 84,035	$ 84,035	$ 84,035	$ 84,035

5 Number of Positions (FTE's)	2017 Requested Budget	% Incr(Decr) 2016 Budget	2016 Revised Budget	Actual Through 6/30/2016	2016 Estimated	2015 Actual	2014 Actual	2013 Actual
Regular	0.00		0.00			0.00	-	-
Part-Time/Temporary	-							
Request for Program Improvement	-							
Vacant	-							
Total Number of Positions (FTE's)	0.00	-	0.00	-	-	0.00	-	-

WOOD COUNTY BUDGET
SUMMARY SHEET
2017

	6
DEPT NUMBER	**0604**
DEPT	**COUNTY CLERK**
A/C NAME	**Information & Communication**
FUNCTION	**51453**

Category	2017 Requested Budget	% Incr(Decr) 2016 Budget	2016 Revised Budget	Actual Through 42551	2016 Estimated	2015 Actual	2014 Actual	2013 Actual
Personal Services	$ -	N/A	$ -	$ -	$ -	$ -	$ -	$ -
Contractual Services	18,000	0.00%	18,000	5,974	13,000	12,460	12,325	12,477
Supplies and Expense	500	-16.67%	600	162	400	(35)	3	510
Fixed Charges	-	N/A	-	-	-	-	-	-
Debt Service	-	N/A	-	-	-	-	-	-
Grants, Contributions & Other	-	N/A	-	-	-	-	-	-
Total Operating Expenditures	18,500	-0.54%	18,600	6,135	13,400	12,425	12,329	12,987
Capital Outlay	-	N/A	-	-	-	-	-	-
Other Financing Uses	-	N/A	-	-	-	-	-	-
Total Expenditures	$ 18,500	-0.54%	$ 18,600	$ 6,135	$ 13,400	$ 12,425	$ 12,329	$ 12,987
Intergovernmental	-	N/A	-	-	-	-	-	-
Licenses and Permits	-	N/A	-	-	-	-	-	-
Fines, Forfeits and Penalties	-	N/A	-	-	-	-	-	-
Public Charges for Services	-	N/A	-	-	-	-	-	-
Intergovernmental Charges	-	N/A	-	-	-	-	-	-
Miscellaneous	-	N/A	-	-	-	-	-	-
Other Financing Sources	-	N/A	-	-	-	-	-	-
Total Revenues	$ -	N/A	$ -	$ -	$ -	$ -	$ -	$ -
Beginning Carryover		N/A						
Ending Carryover		N/A						
Tax Levy	$ 18,500	-0.54%	$ 18,600	$ 6,135	$ 13,400	$ 12,425	$ 12,329	$ 12,987

2 Number of Positions (FTE's)	2017 Requested Budget	% Incr(Decr) 2016 Budget	2016 Revised Budget	Actual Through 6/30/2016	2016 Estimated	2015 Actual	2014 Actual	2013 Actual
Regular	-		-			-	-	-
Part-Time/Temporary	-							
Request for Program Improvement	-							
Vacant	-							
Total Number of Positions (FTE's)	-	-	-	-	-	-	-	-

Human Resources

Statement of Purpose

Wood County is committed to providing excellent service to Wood County residents in all County endeavors. Wood County is also committed to managing in keeping with positive employee relations

In keeping with this Mission, the Wood County Human Resources Department is committed to:

- Insure that County departments have employees who are skilled, trained and committed to their individual missions or assignme nts at all levels of County government.
- Provide counsel, advice, direct services and assistance relating to work hours, wages, working conditions, staffing, labor relations, human resources and training of employees ensuring that all these activities are conducted in both the spirit and intent of State a nd Federal programs an mandates in a fiscally prudent manner.
- Counsel the Wood County management team and work to implement policies and practices that are identified as a “best practice” to develop and maintain positive employee relations.

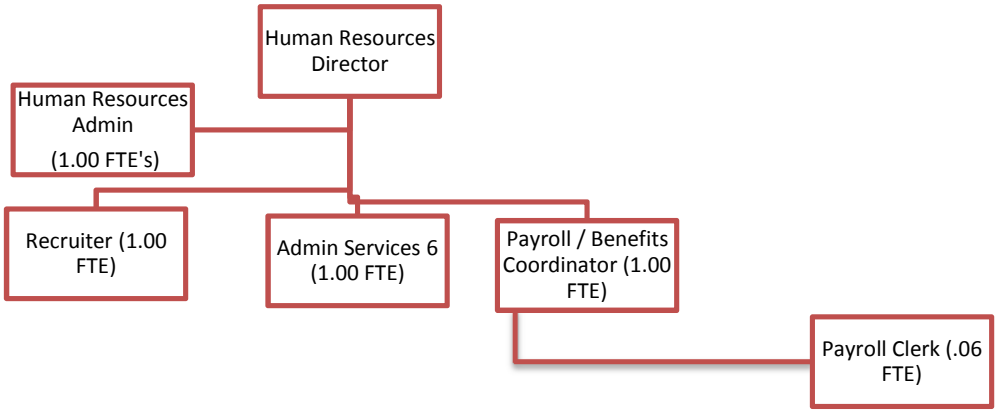

Number of Positions (FTE)	2017	2016	2015	2014	2013	2012	2011	2010	2009	2008
Total	5.06	5.06	5.06	4.06	4.06	4.06	4.06	4.06	4.06	4.23

WOOD COUNTY BUDGET SUMMARY 2017								
Category	**Employee Health Plan** **1701** **51430**	**Wellness** **1705** **51431**	**Labor Relations** **1702** **51433**	**Human Resources** **1703** **51435**	**Human Resources Programs** **1704** **51436**	**2017 Total**	**Incr(Decr) 2016 Budget**	**2016 Total**
Personal Services	-	9,448	-	421,468	2,000	432,916	-1.07%	437,614
Contractual Services	306,871	120,415	28,200	42,366	-	497,852	5.99%	469,707
Supplies and Expense	8,436,848	134,393	-	22,200	3,000	8,596,441	5.29%	8,164,741
Fixed Charges	2,156,350	2,000	-	15,720	-	2,174,070	6.41%	2,043,092
Debt Service	-	-	-	-	-	-	N/A	-
Grants, Contributions & Other	-	-	-	-	-	-	N/A	-
Total Operating Expenditures	10,900,069	266,256	28,200	501,754	5,000	11,701,279	5.27%	11,115,154
Capital Outlay	-	-	-	-	-	-	N/A	-
Other Financing Uses	266,256	-	-	-	-	266,256	36.71%	194,761
Total Expenditures	11,166,325	266,256	28,200	501,754	5,000	11,967,535	5.81%	11,309,915
Intergovernmental	-	-	-	-	-	-	N/A	-
Licenses and Permits	-	-	-	-	-	-	N/A	-
Fines, Forfeits and Penalties	-	-	-	-	-	-	N/A	-
Public Charges for Services	1,372,000	-	-	400	-	1,372,400	3.72%	1,323,135
Intergovernmental Charges	9,302,917	-	-	-	-	9,302,917	9.00%	8,534,786
Miscellaneous	407,000	-	-	3	-	407,003	-9.82%	451,303
Other Financing Sources	-	266,256	-	-	-	266,256	36.71%	194,761
Total Revenues	11,081,917	266,256	-	403	-	11,348,576	8.04%	10,503,985
Beginning Carryover	3,998,883	-	49,118	-	-	4,048,001	-39.46%	6,686,562
Ending Carryover	3,914,475	-	49,118	-	-	3,963,593	-38.10%	6,403,426
Tax Levy	$ -	$ -	$ 28,200	$ 501,351	$ 5,000	$ 534,551	2.25%	522,794
								-
Total Number of Positions (FTE's)	-	-	-	5.06	-	5.06	0.00	5.06

WOOD COUNTY BUDGET
SUMMARY SHEET
2017

	2
DEPT NUMBER	**1701**
DEPT	**HUMAN RESOURCES**
A/C NAME	**Employee Health Plan**
FUNCTION	**51430**

Category	2017 Requested Budget	% Incr(Decr) 2016 Budget	2016 Revised Budget	Actual Through 6/30/2016	2016 Estimated	2015 Actual	2014 Actual	2013 Actual
Personal Services	$ -	N/A	$ -	$ -	$ -	$ -	$ -	$ -
Contractual Services	306,871	-1.16%	310,462	118,853	295,191	248,394	247,653	207,074
Supplies and Expense	8,436,848	4.65%	8,061,861	4,148,273	9,240,485	9,147,681	8,993,531	8,491,038
Fixed Charges	2,156,350	6.49%	2,024,873	787,326	1,863,600	1,817,268	1,474,488	1,137,065
Debt Service	-	N/A	-	-	-	-	-	-
Grants, Contributions & Other	-	N/A	-	-	-	-	-	-
Total Operating Expenditures	10,900,069	4.84%	10,397,196	5,054,452	11,399,276	11,213,343	10,715,672	9,835,177
Capital Outlay	-	N/A	-	-	-	-	-	-
Other Financing Uses	266,256	36.71%	194,761	-	216,651	-	94,884	111,558
Total Expenditures	$ 11,166,325	5.42%	$ 10,591,957	$ 5,054,452	$ 11,615,927	$ 11,213,343	$ 10,810,556	$ 9,946,735
Intergovernmental	-	N/A	-	-	-	-	-	-
Licenses and Permits	-	N/A	-	-	-	-	-	-
Fines, Forfeits and Penalties	-	N/A	-	-	-	-	-	-
Public Charges for Services	1,372,000	3.72%	1,322,735	567,019	1,233,000	1,359,517	1,220,176	1,112,669
Intergovernmental Charges	9,302,917	9.00%	8,534,786	4,278,589	8,557,178	8,252,186	8,237,350	7,828,555
Miscellaneous	407,000	-9.82%	451,300	315,572	511,000	334,343	671,764	895,262
Other Financing Sources	-	N/A	-	-	-	(182,840)	-	-
Total Revenues	$ 11,081,917	7.50%	$ 10,308,821	$ 5,161,180	$ 10,301,178	$ 9,763,207	$ 10,129,290	$ 9,836,486
Beginning Carryover	3,998,883	-40.08%	6,673,362	5,313,632	5,313,632	6,763,769	7,445,034	7,555,283
Ending Carryover	3,914,475	-38.74%	6,390,226	5,420,359	3,998,883	5,313,632	6,763,769	7,445,034
Tax Levy	$ -	N/A	$ -	$ -	$ -	$ -	$ -	$ -

2 **Number of Positions (FTE's)**	2017 Requested Budget	% Incr(Decr) 2016 Budget	2016 Revised Budget	Actual Through 6/30/2016	2016 Estimated	2015 Actual	2014 Actual	2013 Actual
Regular	-		-			-	-	-
Part-Time/Temporary	-							
Request for Program Improvement	-							
Vacant	-							
Total Number of Positions (FTE's)	-	-	-	-	-	-	-	-

WOOD COUNTY BUDGET
SUMMARY SHEET
2017

	3
DEPT NUMBER	**1705**
DEPT	**HUMAN RESOURCES**
A/C NAME	**Wellness**
FUNCTION	**51431**

Category	2017 Requested Budget	% Incr(Decr) 2016 Budget	2016 Revised Budget	Actual Through 6/30/2016	2016 Estimated	2015 Actual	2014 Actual	2013 Actual
Personal Services	$ 9,448	-5.52%	$ 10,000	$ 3,263	$ 10,000	$ 6,607	$ 476	$ 2,007
Contractual Services	120,415	13.66%	105,940	34,487	105,440	103,737	51,958	50,721
Supplies and Expense	134,393	74.30%	77,105	60,124	99,495	70,780	40,733	57,114
Fixed Charges	2,000	16.55%	1,716	858	1,716	1,716	1,716	1,716
Debt Service	-	N/A	-	-	-	-	-	-
Grants, Contributions & Other	-	N/A	-	-	-	-	-	-
Total Operating Expenditures	266,256	36.71%	194,761	98,731	216,651	182,840	94,884	111,558
Capital Outlay	-	N/A	-	-	-	-	-	-
Other Financing Uses	-	N/A	-	-	-	-	-	-
Total Expenditures	$ 266,256	36.71%	$ 194,761	$ 98,731	$ 216,651	$ 182,840	$ 94,884	$ 111,558
Intergovernmental	-	N/A	-	-	-	-	-	-
Licenses and Permits	-	N/A	-	-	-	-	-	-
Fines, Forfeits and Penalties	-	N/A	-	-	-	-	-	-
Public Charges for Services	-	N/A	-	-	-	-	-	-
Intergovernmental Charges	-	N/A	-	-	-	-	-	-
Miscellaneous	-	N/A	-	-	-	-	-	-
Other Financing Sources	266,256	36.71%	194,761	-	216,651	182,840	94,884	111,558
Total Revenues	$ 266,256	36.71%	$ 194,761	$ -	$ 216,651	$ 182,840	$ 94,884	$ 111,558
Beginning Carryover	-	N/A	-	-	-	0	-	-
Ending Carryover	-	N/A	-	(98,731)	-	-	0	-
Tax Levy	$ -	N/A	$ -	$ -	$ -	$ -	$ -	$ -

3 **Number of Positions (FTE's)**	2017 Requested Budget	% Incr(Decr) 2016 Budget	2016 Revised Budget	Actual Through 6/30/2016	2016 Estimated	2015 Actual	2014 Actual	2013 Actual
Regular	-		-			-	-	-
Part-Time/Temporary	-							
Request for Program Improvement	-							
Vacant	-							
Total Number of Positions (FTE's)	-	-	-	-	-	-	-	-

WOOD COUNTY BUDGET
SUMMARY SHEET
2017

	4
DEPT NUMBER	**1702**
DEPT	**HUMAN RESOURCES**
A/C NAME	**Labor Relations**
FUNCTION	**51433**

Category	2017 Requested Budget	% Incr(Decr) 2016 Budget	2016 Revised Budget	Actual Through 6/30/2016	2016 Estimated	2015 Actual	2014 Actual	2013 Actual
Personal Services	$ -	N/A	$ -	$ -	$ -	$ -	$ -	$ -
Contractual Services	28,200	0.00%	28,200	25,510	28,200	6,932	350	37,478
Supplies and Expense	-	N/A	-	-	-	-	-	-
Fixed Charges	-	N/A	-	-	-	-	-	-
Debt Service	-	N/A	-	-	-	-	-	-
Grants, Contributions & Other	-	N/A	-	-	-	-	-	-
Total Operating Expenditures	28,200	0.00%	28,200	25,510	28,200	6,932	350	37,478
Capital Outlay	-	N/A	-	-	-	-	-	-
Other Financing Uses	-	N/A	-	-	-	-	-	-
Total Expenditures	$ 28,200	0.00%	$ 28,200	$ 25,510	$ 28,200	$ 6,932	$ 350	$ 37,478
Intergovernmental	-	N/A	-	-	-	-	-	-
Licenses and Permits	-	N/A	-	-	-	-	-	-
Fines, Forfeits and Penalties	-	N/A	-	-	-	-	-	-
Public Charges for Services	-	N/A	-	-	-	-	-	-
Intergovernmental Charges	-	N/A	-	-	-	-	-	-
Miscellaneous	-	N/A	-	-	-	-	-	-
Other Financing Sources	-	N/A	-	-	-	-	-	-
Total Revenues	$ -	N/A	$ -	$ -	$ -	$ -	$ -	$ -
Beginning Carryover	49,118	272.11%	13,200	49,118	49,118	27,851		-
Ending Carryover	49,118	272.11%	13,200	51,808	49,118	49,118	27,851	-
Tax Levy	$ 28,200	0.00%	$ 28,200	$ 28,200	$ 28,200	$ 28,200	$ 28,200	$ 37,478

4 **Number of Positions (FTE's)**	2017 Requested Budget	% Incr(Decr) 2016 Budget	2016 Revised Budget	Actual Through 6/30/2016	2016 Estimated	2015 Actual	2014 Actual	2013 Actual
Regular	-		-			-	-	-
Part-Time/Temporary	-							
Request for Program Improvement	-							
Vacant	-							
Total Number of Positions (FTE's)	-	-	-	-	-	-	-	-

WOOD COUNTY BUDGET
SUMMARY SHEET
2017

	5
DEPT NUMBER	**1703**
DEPT	**HUMAN RESOURCES**
A/C NAME	**Human Resources**
FUNCTION	**51435**

Category	2017 Requested Budget	% Incr(Decr) 2016 Budget	2016 Revised Budget	Actual Through 6/30/2016	2016 Estimated	2015 Actual	2014 Actual	2013 Actual
Personal Services	$ 421,468	0.06%	$ 421,208	$ 169,069	$ 377,145	$ 357,740	$ 329,398	$ 315,067
Contractual Services	42,366	68.76%	25,105	32,765	36,559	63,581	26,207	21,764
Supplies and Expense	22,200	-2.52%	22,775	3,672	13,870	14,842	16,462	16,146
Fixed Charges	15,720	-4.74%	16,503	9,792	16,503	16,918	19,010	18,864
Debt Service	-	N/A	-	-	-	-	-	-
Grants, Contributions & Other	-	N/A	-	5,515	5,515	3,098	4,679	-
Total Operating Expenditures	501,754	3.33%	485,591	220,812	449,592	456,178	395,756	371,840
Capital Outlay	-	N/A	-	-	-	-	-	-
Other Financing Uses	-	N/A	-	-	-	-	-	-
Total Expenditures	$ 501,754	3.33%	$ 485,591	$ 220,812	$ 449,592	$ 456,178	$ 395,756	$ 371,840
Intergovernmental	-	N/A	-	-	-	-	-	-
Licenses and Permits	-	N/A	-	-	-	-	-	-
Fines, Forfeits and Penalties	-	N/A	-	-	-	-	-	-
Public Charges for Services	400	0.00%	400	30	255	654	867	1,416
Intergovernmental Charges	-	N/A	-	-	-	-	-	-
Miscellaneous	3	0.00%	3	0	52	3,296	2,467	2,181
Other Financing Sources	-	N/A	-	-	-	-	-	-
Total Revenues	$ 403	0.00%	$ 403	$ 30	$ 307	$ 3,950	$ 3,334	$ 3,597
Beginning Carryover	-	N/A	-	-	-			-
Ending Carryover	-	N/A	-	-	-			-
Tax Levy	$ 501,351	3.33%	$ 485,188	$ 220,782	$ 449,285	$ 452,228	$ 392,422	$ 368,242

5 Number of Positions (FTE's)	2017 Requested Budget	% Incr(Decr) 2016 Budget	2016 Revised Budget	Actual Through 6/30/2016	2016 Estimated	2015 Actual	2014 Actual	2013 Actual
Regular	4.00		5.00			4.00	4.00	4.00
Part-Time/Temporary	0.06		0.06			0.06	0.06	0.06
Request for Program Improvement	-							
Vacant	1.00							
Total Number of Positions (FTE's)	5.06	-	5.06	-	-	4.06	4.06	4.06

WOOD COUNTY BUDGET
SUMMARY SHEET
2017

	6
DEPT NUMBER	**1704**
DEPT	**HUMAN RESOURCES**
A/C NAME	**Human Resources Programs**
FUNCTION	**51436**

Category	2017 Requested Budget	% Incr(Decr) 2016 Budget	2016 Revised Budget	Actual Through 6/30/2016	2016 Estimated	2015 Actual	2014 Actual	2013 Actual
Personal Services	$ 2,000	-68.78%	$ 6,406	$ 243	$ 1,531	$ 265	$ 331	$ 397
Contractual Services	-	N/A	-	-	-	665	9,699	12,619
Supplies and Expense	3,000	0.00%	3,000	-	3,000	(139)	438	817
Fixed Charges	-	N/A	-	-	-	-	-	-
Debt Service	-	N/A	-	-	-	-	-	-
Grants, Contributions & Other	-	N/A	-	-	-	-	-	-
Total Operating Expenditures	5,000	-46.84%	9,406	243	4,531	791	10,468	13,834
Capital Outlay	-	N/A	-	-	-	-	-	-
Other Financing Uses	-	N/A	-	-	-	-	-	-
Total Expenditures	$ 5,000	-46.84%	$ 9,406	$ 243	$ 4,531	$ 791	$ 10,468	$ 13,834
Intergovernmental	-	N/A	-	-	-	-	-	-
Licenses and Permits	-	N/A	-	-	-	-	-	-
Fines, Forfeits and Penalties	-	N/A	-	-	-	-	-	-
Public Charges for Services	-	N/A	-	-	-	-	-	-
Intergovernmental Charges	-	N/A	-	-	-	-	-	-
Miscellaneous	-	N/A	-	-	-	-	-	-
Other Financing Sources	-	N/A	-	-	-	-	-	-
Total Revenues	$ -	N/A	$ -	$ -	$ -	$ -	$ -	$ -
Beginning Carryover		N/A						
Ending Carryover		N/A						
Tax Levy	$ 5,000	-46.84%	$ 9,406	$ 243	$ 4,531	$ 791	$ 10,468	$ 13,834

6 Number of Positions (FTE's)	2017 Requested Budget	% Incr(Decr) 2016 Budget	2016 Revised Budget	Actual Through 6/30/2016	2016 Estimated	2015 Actual	2014 Actual	2013 Actual
Regular	-		-			-	-	-
Part-Time/Temporary	-							
Request for Program Improvement	-							
Vacant	-							
Total Number of Positions (FTE's)	-	-	-	-	-	-	-	-

Safety and Risk Management

Statement of Purpose

To plan, develop, coordinate and implement countywide loss prevention and control programs. The purpose of these programs is to provide a safe and healthy work environment for Wood County employees and reduce the number of, severity and cost of workplace injuries and illnesses.

The Safety Department's mission is also to ensure that Wood County is compliant with all applicable regulations imposed by the Wisconsin Department of Commerce (COMM), Department of Workforce Development (DWD) and the Occupational Safety and Health Administration (OSHA).

The primary goal of the Risk Management Department is to protect and preserve the assets of the County, both human and capitol, through a comprehensive and cost effective insurance and risk management program.

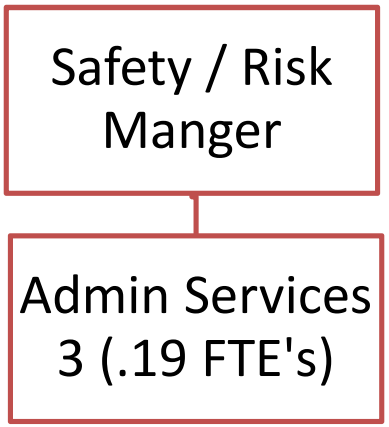

Number of Positions (FTE)	2017	2016	2015	2014	2013	2012	2011	2010	2009	2008
Total	1.19	1.19	1.19	1.19	1.19	1.19	1.19	1.19	1.19	1.97

WOOD COUNTY BUDGET SUMMARY 2017					
Category	**Property & Liability Insurance 2302 51931**	**Workers Comp 2303 51933**	**2017 Total**	**Incr(Decr) 2017 Budget**	**2016 Total**
Personal Services	27,122	81,368	108,490	4.47%	103,849
Contractual Services	-	27,360	27,360	0.04%	27,350
Supplies and Expense	500	346,750	347,250	0.14%	346,750
Fixed Charges	585,000	30,100	615,100	-1.27%	623,000
Debt Service	-	-	-	N/A	-
Grants, Contributions & Other	-	-	-	N/A	-
Total Operating Expenditures	612,622	485,578	1,098,200	(0.00)	1,100,949
Capital Outlay	-	-	-	N/A	-
Other Financing Uses	-	-	-	N/A	-
Total Expenditures	612,622	485,578	1,098,200	(0.00)	1,100,949
Intergovernmental	-	-	-	N/A	-
Licenses and Permits	-	-	-	N/A	-
Fines, Forfeits and Penalties	-	-	-	N/A	-
Public Charges for Services	-	-	-	N/A	-
Intergovernmental Charges	486,200	485,000	971,200	-1.52%	986,174
Miscellaneous	12,000	-	12,000	0.00%	12,000
Other Financing Sources	-	-	-	N/A	-
Total Revenues	498,200	485,000	983,200	(0.02)	998,174
Beginning Carryover	194,809	1,414,860	1,609,669	29.24%	1,245,520
Ending Carryover	108,009	1,414,282	1,522,291	30.20%	1,169,206
Tax Levy	$ 27,622	$ -	$ 27,622	0.04	$ 26,461
					-
Total Number of Positions (FTE's)	0.30	0.89	1.19	0.00	1.19

WOOD COUNTY BUDGET
SUMMARY SHEET
2017

	2
DEPT NUMBER	**2302**
DEPT	**RISK MANAGEMENT**
A/C NAME	**Property & Liability Insurance**
FUNCTION	**51931**

Category	2017 Requested Budget	% Incr(Decr) 2016 Budget	2016 Revised Budget	Actual Through 6/30/2016	2016 Estimated	2015 Actual	2014 Actual	2013 Actual
Personal Services	$ 27,122	4.47%	$ 25,961	$ 3,731	$ 25,966	$ 24,371	$ 24,269	$ 22,719
Contractual Services	-	N/A	-	-	-	-	-	-
Supplies and Expense	500	0.00%	500	21	125	21	137	174
Fixed Charges	585,000	-1.35%	593,000	428,780	442,698	442,474	586,466	509,096
Debt Service	-	N/A	-	-	-	-	-	-
Grants, Contributions & Other	-	N/A	-	-	-	-	-	-
Total Operating Expenditures	612,622	-1.10%	619,461	432,532	468,789	466,866	610,871	531,989
Capital Outlay	-	N/A	-	-	-	-	-	-
Other Financing Uses	-	N/A	-	-	-	-	-	-
Total Expenditures	$ 612,622	-1.10%	$ 619,461	$ 432,532	$ 468,789	$ 466,866	$ 610,871	$ 531,989
Intergovernmental	-	N/A	-	-	-	-	-	-
Licenses and Permits	-	N/A	-	-	-	-	-	-
Fines, Forfeits and Penalties	-	N/A	-	-	-	-	-	-
Public Charges for Services	-	N/A	-	-	-	-	-	-
Intergovernmental Charges	486,200	0.01%	486,174	486,095	487,000	543,886	500,434	523,272
Miscellaneous	12,000	0.00%	12,000	20,175	20,175	20,357	21,123	21,244
Other Financing Sources	-	N/A	-	-	-	-	-	-
Total Revenues	$ 498,200	0.01%	$ 498,174	$ 506,270	$ 507,175	$ 564,243	$ 521,557	$ 544,516
Beginning Carryover	194,809	171.21%	71,829	130,332	130,332	7,443	72,528	36,787
Ending Carryover	108,009	-569.67%	(22,997)	207,822	194,809	130,332	7,443	72,528
Tax Levy	$ 27,622	4.39%	$ 26,461	$ 3,753	$ 26,091	$ 25,512	$ 24,229	$ 23,214.00

2 **Number of Positions (FTE's)**	2017 Requested Budget	% Incr(Decr) 2016 Budget	2016 Revised Budget	Actual Through 6/30/2016	2016 Estimated	2015 Actual	2014 Actual	2013 Actual
Regular	0.30		0.30			0.30	0.30	0.30
Part-Time/Temporary	-							
Request for Program Improvement	-							
Vacant	-							
Total Number of Positions (FTE's)	0.30	-	0.30	-	-	0.30	0.30	0.30

WOOD COUNTY BUDGET
SUMMARY SHEET
2017

	3
DEPT NUMBER	**2303**
DEPT	**RISK MANAGEMENT**
A/C NAME	**Workers Comp**
FUNCTION	**51933**

Category	2017 Requested Budget	% Incr(Decr) 2016 Budget	2016 Revised Budget	Actual Through 6/30/2016	2016 Estimated	2015 Actual	2014 Actual	2013 Actual
Personal Services	$ 81,368	4.47%	$ 77,888	$ 42,162	$ 85,003	$ 75,722	$ 72,808	$ 68,160
Contractual Services	27,360	0.04%	27,350	25,906	26,610	1,052	26,415	22,845
Supplies and Expense	346,750	0.14%	346,250	69,361	229,800	279,435	73,992	357,359
Fixed Charges	30,100	0.33%	30,000	26,479	28,821	56,256	28,251	30,328
Debt Service	-	N/A	-	-	-	-	-	-
Grants, Contributions & Other	-	N/A	-	-	-	-	-	-
Total Operating Expenditures	485,578	0.85%	481,488	163,907	370,234	412,465	201,467	478,693
Capital Outlay	-	N/A	-	-	-	-	-	-
Other Financing Uses	-	N/A	-	-	-	-	-	-
Total Expenditures	$ 485,578	0.85%	$ 481,488	$ 163,907	$ 370,234	$ 412,465	$ 201,467	$ 478,693
Intergovernmental	-	N/A	-	-	-	-	-	-
Licenses and Permits	-	N/A	-	-	-	-	-	-
Fines, Forfeits and Penalties	-	N/A	-	-	-	-	-	-
Public Charges for Services	-	N/A	-	-	-	-	-	-
Intergovernmental Charges	485,000	-3.00%	500,000	287,868	575,000	486,055	484,155	453,670
Miscellaneous	-	N/A	-	-	-	-	-	-
Other Financing Sources	-	N/A	-	-	-	-	-	2,459
Total Revenues	$ 485,000	-3.00%	$ 500,000	$ 287,868	$ 575,000	$ 486,055	$ 484,155	$ 456,129
Beginning Carryover	1,414,860	20.55%	1,173,691	1,210,094	1,210,094	1,136,504	853,816	876,380
Ending Carryover	1,414,282	18.63%	1,192,203	1,334,056	1,414,860	1,210,094	1,136,504	853,816
Tax Levy	$ -	N/A	$ -	$ -	$ -	$ -	$ -	$ -

3 Number of Positions (FTE's)	2017 Requested Budget	% Incr(Decr) 2016 Budget	2016 Revised Budget	Actual Through 6/30/2016	2016 Estimated	2015 Actual	2014 Actual	2013 Actual
Regular	0.89		0.89			0.89	0.89	0.89
Part-Time/Temporary	-							
Request for Program Improvement	-							
Vacant	-							
Total Number of Positions (FTE's)	0.89	-	0.89	-	-	0.89	0.89	0.89

Coroner

Statement of Purpose

The Coroner Office is dedicated to providing professional, accurate, and efficient medicolegal death investigation to the residents of Wood County. The Coroner's Office will investigate deaths, issue cremation authorizations and issue disinterment permits as prescribed by Wisconsin State Statutes. The Coroner and/or his deputies shall have the authority to order autopsies or other tests, obtain specimens, and gather evidence to aid in death investigations. The Medical Examiner will serve the citizens of Wood County as prescribed in Wisconsin State Statutes Chapters 20, 30, 48, 59, 63, 69, 102, 246, 257, 340, 346, 350, 445, 607, 632, 782, 815, 885, 893, 940, 972, 976, and 979.

PROGRAMS/SERVICES

The primary responsibility of the Coroner is to provide professional death investigation whenever and wherever it is needed in our community. This includes all homicides, suicides, accidental deaths, and sudden, unexpected or suspicious deaths. The Coroner's Office is also required to inquire as to the cause and manner of deaths where the body will be cremated and authorize all cremations. All disinterment's are authorized by the Coroner.

Coroner

Number of Positions (FTE)	2017	2016	2015	2014	2013	2012	2011	2010	2009	2008
Total	.50	.69	.66	.66	.63	.53	.53	.53	.53	.57

WOOD COUNTY BUDGET
SUMMARY SHEET
2017

	2
DEPT NUMBER	**3601**
DEPT	**CORONER**
A/C NAME	**Coroner**
FUNCTION	**51231**

Category	2017 Requested Budget	% Incr(Decr) 2016 Budget	2016 Revised Budget	Actual Through 6/30/2016	2016 Estimated	2015 Actual	2014 Actual	2013 Actual
Personal Services	$ 91,958	0.00%	$ 91,958	$ 39,391	$ 91,958	$ 79,702	$ 64,614	$ 56,818
Contractual Services	32,140	25.60%	25,590	7,900	28,940	14,197	17,572	22,785
Supplies and Expense	8,645	-3.68%	8,975	3,966	4,760	6,767	5,815	3,994
Fixed Charges	1,226	-5.55%	1,298	266	1,266	1,117	3,074	2,363
Debt Service	-	N/A	-	-	-	-	-	-
Grants, Contributions & Other	-	N/A	-	-	-	-	-	-
Total Operating Expenditures	133,969	4.81%	127,821	51,523	126,924	101,783	91,074	85,960
Capital Outlay	-	N/A	-	-	-	-	-	-
Other Financing Uses	-	N/A	-	-	-	-	-	-
Total Expenditures	$ 133,969	4.81%	$ 127,821	$ 51,523	$ 126,924	$ 101,783	$ 91,074	$ 85,960
Taxes	-	N/A	-	-	-	-	-	-
Intergovernmental	-	N/A	-	-	-	-	-	-
Licenses and Permits	-	N/A	-	-	-	-	-	-
Fines, Forfeits and Penalties	-	N/A	-	-	-	-	-	-
Public Charges for Services	81,000	0.75%	80,400	26,400	80,400	67,470	67,755	50,115
Intergovernmental Charges	-	N/A	-	-	-	-	-	-
Miscellaneous	-	N/A	-	-	-	-	-	-
Other Financing Sources	-	N/A	-	-	-	-	-	-
Total Revenues	$ 81,000	0.75%	$ 80,400	$ 26,400	$ 80,400	$ 67,470	$ 67,755	$ 50,115
Beginning Carryover		N/A						
Ending Carryover		N/A						
Tax Levy	$ 52,969	11.70%	$ 47,421	$ 25,123	$ 46,524	$ 34,313	$ 23,319	$ 35,844.81

2 Number of Positions (FTE's)	2017 Requested Budget	% Incr(Decr) 2016 Budget	2016 Revised Budget	Actual Through 6/30/2016	2016 Estimated	2015 Actual	2014 Actual	2013 Actual
Regular	-		0.66			0.66	0.63	0.56
Part-Time/Temporary	0.50							
Request for Program Improvement	-							
Vacant	-							
Total Number of Positions (FTE's)	0.50	-	0.66	-	-	0.66	0.63	0.56

Maintenance

Statement of Purpose

In the area of Maintenance the department coordinates the upkeep, repairs and technical support for expansion and enhancements of all county buildings and grounds, excluding Parks and Highway. In addition to these responsibilities the Maintenance Coordinator also provides direction and support to the Maintenance Departments of Norwood Health Center and Edgewater Haven Nursing Home. The Maintenance Department strives to create a safe, clean, and pleasant environment for the public and employees of Wood County in a cost-effective manner. In the area of Purchasing the department's primary purpose is to centralize purchasing for all county departments. The aim is to provide the best quality and service at the best pricing possible; thereby saving the county money, while still maintaining the quality of services to the individual departments.

PROGRAMS/SERVICES

The Maintenance/Purchasing Department directly manages the buildings and grounds of the Courthouse and Jail, Riverblock, Courthouse Annex, Storage Annex, Sheriff's Lockup, Unified Services, Joint Use, Airport Avenue CBRF, Peach Street CBRF and Adams Street CBRF. In addition the department provides centralized purchasing for all county departments. The responsibilities include:

- Maintenance and repair of external structures such as roofs, windows, and parking lots.
- Maintenance and repair of internal systems such as heating, cooling, electrical, plumbing, and security.
- Provide for general upkeep such as janitorial services, snow removal, waste removal, painting, and grounds care.
- Payment of utilities.
- Evaluate the changing needs of departments and provide for remodeling.
- Prepare for future needs by overseeing building of new facilities.
- Coordinate quotes for a number of items (ex. special printing needs, etc.) as requested by individual departments.
- Administer on-line ordering system for office supplies.
- Maintain general copier room (supplies, repairs, etc.) for all individual departments to utilize.
- Administer ordering of paper and bathroom supplies.
- Undertake all vouchers and billing for various items purchased (office supplies, paper supplies, bathroom supplies, printing orders, etc.)

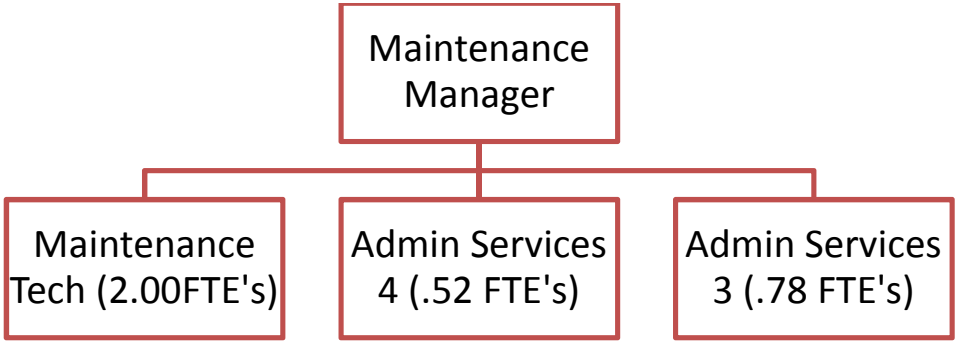

Number of Positions (FTE)	2017	2016	2015	2014	2013	2012	2011	2010	2009	2008
Total	4.30	4.31	4.31	4.31	4.30	4.30	4.30	4.31	4.31	4.45

WOOD COUNTY
BUDGET SUMMARY
2017

Category	Courthouse & Jail 1901 51611	Courthouse Annex 1902 51620	Human Svcs Building 1903 51630	Joint Use Building 1904 51640	Sheriff's Lockup 1905 51650	CBRF's 1906 51660	Purchasing 1907 51550	River Block 1908 51670	2017 Total	Incr(Decr) 2016 Budget	2016 Total
Personal Services	151,495	-	13,441	11,249	4,384	28,482	48,808	62,477	320,336	4.83%	305,575
Contractual Services	459,400	1,550	37,000	11,400	4,500	11,800	450	306,000	832,100	45.77%	570,830
Supplies and Expense	75,250	-	-	200	150	850	1,400	35,000	112,850	38.89%	81,250
Fixed Charges	30,956	756	1,505	200	77	694	3,796	-	37,984	1.95%	37,256
Debt Service	-	-	-	-	-	-	-	-	-	N/A	-
Grants, Contributions & Other	-	-	-	-	-	-	-	-	-	N/A	-
Total Operating Expenditures	717,101	2,306	51,946	23,049	9,111	41,826	54,454	403,477	1,303,270	30.99%	994,911
Capital Outlay	30,000	-	-	40,000	-	-	-	-	70,000	-72.00%	250,000
Other Financing Uses	(95,709)	(2,306)	(51,242)	(55,049)	6,889	38,574	-	158,843	-	N/A	-
Total Expenditures	651,392	-	704	8,000	16,000	80,400	54,454	562,320	1,373,270	10.31%	1,244,911
Intergovernmental	-	-	-	-	-	-	-	-	-	N/A	-
Licenses and Permits	-	-	-	-	-	-	-	-	-	N/A	-
Fines, Forfeits and Penalties	-	-	-	-	-	-	-	-	-	N/A	-
Public Charges for Services	-	-	-	-	-	-	-	-	-	N/A	-
Intergovernmental Charges	845,079	-	704	8,000	16,000	30,000	-	562,320	1,462,103	30.35%	1,121,700
Miscellaneous	22,785	-	-	-	-	50,400	-	-	73,185	33.25%	54,925
Other Financing Sources	42,599	-	-	-	-	-	-	-	42,599	3.25%	41,258
Total Revenues	910,463	-	704	8,000	16,000	80,400	-	562,320	1,577,887	29.56%	1,217,883
Beginning Carryover	710,943	-	-	-	-	-	-	-	710,943	-38.80%	1,161,734
Ending Carryover	970,014	-	-	-	-	-	-	-	970,014	-18.48%	1,189,980
Tax Levy	-	-	-	-	-	-	54,454	-	54,454	-1.48%	55,274
											-
Total Number of Positions (FTE's)	1.96	-	0.17	0.15	0.05	0.39	0.82	0.76	4.30	0.00	4.30

WOOD COUNTY BUDGET
SUMMARY SHEET
2017

	2
DEPT NUMBER	**1901**
DEPT	**MAINTENANCE**
A/C NAME	**Courthouse & Jail**
FUNCTION	**51611**

Category	2017 Requested Budget	% Incr(Decr) 2016 Budget	2016 Revised Budget	Actual Through 6/30/2016	2016 Estimated	2015 Actual	2014 Actual	2013 Actual
Personal Services	$ 151,495	-35.73%	$ 235,700	$ 139,644	$ 242,544	$ 250,619	$ 224,612	$ 225,521
Contractual Services	459,400	-2.67%	471,980	184,459	390,231	406,863	489,209	405,292
Supplies and Expense	75,250	0.53%	74,850	38,379	74,545	81,861	65,894	73,651
Fixed Charges	30,956	1.78%	30,415	22,218	30,415	33,183	30,212	28,148
Debt Service	-	N/A	-	-	-	-	-	-
Grants, Contributions & Other	-	N/A	-	-	-	19,811	5,567	1,679
Total Operating Expenditures	717,101	-11.79%	812,945	384,700	737,735	792,336	815,494	734,291
Capital Outlay	30,000	-85.71%	210,000	70,620	348,139	140,314	172,392	227,379
Other Financing Uses	(95,709)	27.05%	(75,332)	306,600	367,547	(109,509)	(120,128)	(102,739)
Total Expenditures	$ 651,392	-31.26%	$ 947,613	$ 761,920	$ 1,453,421	$ 823,141	$ 867,758	$ 858,931
Intergovernmental	-	N/A	-	-	-	-	-	-
Licenses and Permits	-	N/A	-	-	-	-	-	-
Fines, Forfeits and Penalties	-	N/A	-	-	-	-	-	-
Public Charges for Services	-	N/A	-	-	-	-	-	-
Intergovernmental Charges	845,079	-9.19%	930,576	490,488	930,576	926,224	926,224	921,274
Miscellaneous	22,785	466.09%	4,025	564	4,125	6,806	10,802	26,743
Other Financing Sources	42,599	3.25%	41,258	-	41,258	-	-	1,343
Total Revenues	$ 910,463	-6.70%	$ 975,859	$ 491,052	$ 975,959	$ 933,030	$ 937,026	$ 949,361
Beginning Carryover	710,943	-38.80%	1,161,734	1,188,405	1,188,405	1,078,517	1,009,249	918,819
Ending Carryover	970,014	-18.48%	1,189,980	917,537	710,943	1,188,405	1,078,517	1,009,249
Tax Levy	$ -	N/A	$ -	$ -	$ -	$ -	$ -	$ -

2 Number of Positions (FTE's)	2017 Requested Budget	% Incr(Decr) 2016 Budget	2016 Revised Budget	Actual Through 6/30/2016	2016 Estimated	2015 Actual	2014 Actual	2013 Actual
Regular	1.46		3.24			3.25	3.25	3.24
Part-Time/Temporary	-							
Request for Program Improvement	-							
Vacant	0.50							
Total Number of Positions (FTE's)	1.96	-	3.24	-	-	3.25	3.25	3.24

WOOD COUNTY BUDGET
SUMMARY SHEET
2017

	3
DEPT NUMBER	**1902**
DEPT	**MAINTENANCE**
A/C NAME	**Courthouse Annex**
FUNCTION	**51620**

Category	2017 Requested Budget	% Incr(Decr) 2016 Budget	2016 Revised Budget	Actual Through 6/30/2016	2016 Estimated	2015 Actual	2014 Actual	2013 Actual
Personal Services	$ -	-100.00%	$ 4,666	$ 359	$ 4,032	$ 4,469	$ 4,457	$ 4,106
Contractual Services	1,550	-44.64%	2,800	1,450	2,507	2,262	4,193	4,602
Supplies and Expense	-	N/A	-	209	300	418	304	1,345
Fixed Charges	756	6.33%	711	711	711	936	784	643
Debt Service	-	N/A	-	-	-	-	-	-
Grants, Contributions & Other	-	N/A	-	-	-	-	-	-
Total Operating Expenditures	2,306	-71.80%	8,177	2,729	7,550	8,085	9,739	10,695
Capital Outlay	-	N/A	-	2,580	2,760	-	-	-
Other Financing Uses	(2,306)	-71.80%	(8,177)	(5,309)	(10,310)	(8,085)	(9,739)	(10,695)
Total Expenditures	$ -	N/A	$ -	$ -	$ -	$ -	$ -	$ -
Intergovernmental	-	N/A	-	-	-	-	-	-
Licenses and Permits	-	N/A	-	-	-	-	-	-
Fines, Forfeits and Penalties	-	N/A	-	-	-	-	-	-
Public Charges for Services	-	N/A	-	-	-	-	-	-
Intergovernmental Charges	-	N/A	-	-	-	-	-	-
Miscellaneous	-	N/A	-	-	-	-	-	-
Other Financing Sources	-	N/A	-	-	-	-	-	-
Total Revenues	$ -	N/A	$ -	$ -	$ -	$ -	$ -	$ -
Beginning Carryover	-	N/A	-	-	-			-
Ending Carryover	-	N/A	-	-	-			-
Tax Levy	$ -	N/A	$ -	$ -	$ -	$ -	$ -	$ -

3 **Number of Positions (FTE's)**	2017 Requested Budget	% Incr(Decr) 2016 Budget	2016 Revised Budget	Actual Through 6/30/2016	2016 Estimated	2015 Actual	2014 Actual	2013 Actual
Regular	-		0.05			0.05	0.05	0.05
Part-Time/Temporary	-							
Request for Program Improvement	-							
Vacant	-							
Total Number of Positions (FTE's)	-	-	0.05	-	-	0.05	0.05	0.05

WOOD COUNTY BUDGET
SUMMARY SHEET
2017

	4
DEPT NUMBER	**1903**
DEPT	**MAINTENANCE**
A/C NAME	**Human Svcs Building**
FUNCTION	**51630**

Category	2017 Requested Budget	% Incr(Decr) 2016 Budget	2016 Revised Budget	Actual Through 6/30/2016	2016 Estimated	2015 Actual	2014 Actual	2013 Actual
Personal Services	$ 13,441	78.36%	$ 7,536	$ 580	$ 6,513	$ 7,139	$ 7,123	$ 6,632
Contractual Services	37,000	-42.64%	64,500	25,641	55,200	62,149	54,149	62,298
Supplies and Expense	-	-100.00%	2,000	-	1,500	2,041	2,447	893
Fixed Charges	1,505	6.59%	1,412	1,412	1,412	1,859	1,501	1,018
Debt Service	-	N/A	-	-	-	-	-	-
Grants, Contributions & Other	-	N/A	-	-	-	-	12,899	10,491
Total Operating Expenditures	51,946	-31.15%	75,448	27,634	64,625	73,188	78,119	81,332
Capital Outlay	-	-100.00%	10,000	-	-	13,449	-	-
Other Financing Uses	(51,242)	-199.16%	51,676	40,928	72,499	50,487	59,005	55,792
Total Expenditures	$ 704	-99.49%	$ 137,124	$ 68,562	$ 137,124	$ 137,124	$ 137,124	$ 137,124
Intergovernmental	-	N/A	-	-	-	-	-	-
Licenses and Permits	-	N/A	-	-	-	-	-	-
Fines, Forfeits and Penalties	-	N/A	-	-	-	-	-	-
Public Charges for Services	-	N/A	-	-	-	-	-	-
Intergovernmental Charges	704	-99.49%	137,124	68,562	137,124	137,124	137,124	137,124
Miscellaneous	-	N/A	-	-	-	-	-	-
Other Financing Sources	-	N/A	-	-	-	-	-	-
Total Revenues	$ 704	-99.49%	$ 137,124	$ 68,562	$ 137,124	$ 137,124	$ 137,124	$ 137,124
Beginning Carryover	-	N/A	-	-	-			-
Ending Carryover	-	N/A	-	-	-			-
Tax Levy	$ -	N/A	$ -	$ -	$ -	$ -	$ -	$ -

4 Number of Positions (FTE's)	2017 Requested Budget	% Incr(Decr) 2016 Budget	2016 Revised Budget	Actual Through 6/30/2016	2016 Estimated	2015 Actual	2014 Actual	2013 Actual
Regular	0.12		0.08			0.08	0.08	0.08
Part-Time/Temporary	-							
Request for Program Improvement	-							
Vacant	0.05							
Total Number of Positions (FTE's)	0.17	-	0.08	-	-	0.08	0.08	0.08

WOOD COUNTY BUDGET
SUMMARY SHEET
2017

	5
DEPT NUMBER	**1904**
DEPT	**MAINTENANCE**
A/C NAME	**Joint Use Building**
FUNCTION	**51640**

Category	2017 Requested Budget	% Incr(Decr) 2016 Budget	2016 Revised Budget	Actual Through 6/30/2016	2016 Estimated	2015 Actual	2014 Actual	2013 Actual
Personal Services	$ 11,249	N/A	$ -	$ -	$ -	$ -	$ -	$ -
Contractual Services	11,400	-3.39%	11,800	4,420	9,325	9,827	12,489	11,960
Supplies and Expense	200	N/A	-	140	140	1,585	-	-
Fixed Charges	200	4.71%	191	191	191	252	207	169
Debt Service	-	N/A	-	-	-	-	-	-
Grants, Contributions & Other	-	N/A	-	-	-	-	-	-
Total Operating Expenditures	23,049	92.22%	11,991	4,750	9,656	11,664	12,695	12,129
Capital Outlay	40,000	700.00%	5,000	-	-	-	-	-
Other Financing Uses	(55,049)	512.27%	(8,991)	(750)	(1,656)	(3,664)	(4,695)	(4,129)
Total Expenditures	$ 8,000	0.00%	$ 8,000	$ 4,000	$ 8,000	$ 8,000	$ 8,000	$ 8,000
Intergovernmental	-	N/A	-	-	-	-	-	-
Licenses and Permits	-	N/A	-	-	-	-	-	-
Fines, Forfeits and Penalties	-	N/A	-	-	-	-	-	-
Public Charges for Services	-	N/A	-	-	-	-	-	-
Intergovernmental Charges	8,000	0.00%	8,000	4,000	8,000	8,000	8,000	8,000
Miscellaneous	-	N/A	-	-	-	-	-	-
Other Financing Sources	-	N/A	-	-	-	-	-	-
Total Revenues	$ 8,000	0.00%	$ 8,000	$ 4,000	$ 8,000	$ 8,000	$ 8,000	$ 8,000
Beginning Carryover	-	N/A	-	-	-			-
Ending Carryover	-	N/A	-	-	-			-
Tax Levy	$ -	N/A	$ -	$ -	$ -	$ -	$ -	$ -

5 Number of Positions (FTE's)	2017 Requested Budget	% Incr(Decr) 2016 Budget	2016 Revised Budget	Actual Through 6/30/2016	2016 Estimated	2015 Actual	2014 Actual	2013 Actual
Regular	0.10		-			-	-	-
Part-Time/Temporary	-							
Request for Program Improvement	-							
Vacant	0.05							
Total Number of Positions (FTE's)	0.15	-	-	-	-	-	-	-

WOOD COUNTY BUDGET
SUMMARY SHEET
2017

	6
DEPT NUMBER	**1905**
DEPT	**MAINTENANCE**
A/C NAME	**Sheriff's Lockup**
FUNCTION	**51650**

Category	2017 Requested Budget	% Incr(Decr) 2016 Budget	2016 Revised Budget	Actual Through 6/30/2016	2016 Estimated	2015 Actual	2014 Actual	2013 Actual
Personal Services	$ 4,384	N/A	$ -	$ -	$ -	$ -	$ -	$ -
Contractual Services	4,500	-23.73%	5,900	1,832	3,950	2,915	3,572	2,660
Supplies and Expense	150	-70.00%	500	-	50	-	105	-
Fixed Charges	77	-3.75%	80	660	80	106	85	70
Debt Service	-	N/A	-	-	-	-	-	-
Grants, Contributions & Other	-	N/A	-	-	-	-	-	-
Total Operating Expenditures	9,111	40.60%	6,480	2,492	4,080	3,021	3,763	2,730
Capital Outlay	-	-100.00%	5,000	-	-	-	-	-
Other Financing Uses	6,889	52.41%	4,520	5,508	11,920	12,979	12,237	13,270
Total Expenditures	$ 16,000	0.00%	$ 16,000	$ 8,000	$ 16,000	$ 16,000	$ 16,000	$ 16,000
Intergovernmental	-	N/A	-	-	-	-	-	-
Licenses and Permits	-	N/A	-	-	-	-	-	-
Fines, Forfeits and Penalties	-	N/A	-	-	-	-	-	-
Public Charges for Services	-	N/A	-	-	-	-	-	-
Intergovernmental Charges	16,000	0.00%	16,000	8,000	16,000	16,000	16,000	16,000
Miscellaneous	-	N/A	-	-	-	-	-	-
Other Financing Sources	-	N/A	-	-	-	-	-	-
Total Revenues	$ 16,000	0.00%	$ 16,000	$ 8,000	$ 16,000	$ 16,000	$ 16,000	$ 16,000
Beginning Carryover		N/A						
Ending Carryover		N/A						
Tax Levy	$ -	N/A	$ -	$ -	$ -	$ -	$ -	$ -

6 Number of Positions (FTE's)	2017 Requested Budget	% Incr(Decr) 2016 Budget	2016 Revised Budget	Actual Through 6/30/2016	2016 Estimated	2015 Actual	2014 Actual	2013 Actual
Regular	0.05		-			-	-	-
Part-Time/Temporary	-							
Request for Program Improvement	-							
Vacant	-							
Total Number of Positions (FTE's)	0.05	-	-	-	-	-	-	-

WOOD COUNTY BUDGET
SUMMARY SHEET
2017

	7
DEPT NUMBER	**1906**
DEPT	**MAINTENANCE**
A/C NAME	**CBRF's**
FUNCTION	**51660**

Category	2017 Budget	% Incr(Decr) Budget	2016 Budget	Actual 6/30/2016	2016 Estimated	2015 Actual	2014 Actual	2013 Actual
Personal Services	$ 28,482	277.95%	$ 7,536	$ 580	$ 6,513	$ 7,139	$ 7,122	$ 6,635
Contractual Services	11,800	-11.94%	13,400	5,181	10,100	11,818	8,320	15,835
Supplies and Expense	850	-66.00%	2,500	239	600	294	1,148	676
Fixed Charges	694	5.15%	660	-	660	868	701	575
Debt Service	-	N/A	-	-	-	-	-	-
Grants, Contributions & Other	-	N/A	-	-	-	-	-	-
Total Operating Expenditures	41,826	73.58%	24,096	6,001	17,873	20,118	17,291	23,720
Capital Outlay	-	-100.00%	20,000	-	4,960	-	-	8,359
Other Financing Uses	38,574	6.25%	36,304	34,199	57,567	60,312	63,319	48,501
Total Expenditures	$ 80,400	0.00%	$ 80,400	$ 40,200	$ 80,400	$ 80,430	$ 80,610	$ 80,580
Intergovernmental	-	N/A	-	-	-	-	-	-
Licenses and Permits	-	N/A	-	-	-	-	-	-
Fines, Forfeits and Penalties	-	N/A	-	-	-	-	-	-
Public Charges for Services	-	N/A	-	-	-	-	-	-
Intergovernmental Charges	30,000	0.00%	30,000	15,000	30,000	30,000	30,000	30,000
Miscellaneous	50,400	0.00%	50,400	25,200	50,400	50,430	50,610	50,580
Other Financing Sources	-	N/A	-	-	-	-	-	-
Total Revenues	$ 80,400	0.00%	$ 80,400	$ 40,200	$ 80,400	$ 80,430	$ 80,610	$ 80,580
Beginning Carryover		N/A						
Ending Carryover		N/A						
Tax Levy	$ -	N/A	$ -	$ -	$ -	$ -	$ -	$ -

7 Number of Positions (FTE's)	2017 Requested Budget	% Incr(Decr) 2016 Budget	2016 Revised Budget	Actual Through 6/30/2016	2016 Estimated	2015 Actual	2014 Actual	2013 Actual
Regular	0.24		0.08			0.08	0.08	0.08
Part-Time/Temporary	-							
Request for Program Improvement	-							
Vacant	0.15							
Total Number of Positions (FTE's)	0.39	-	0.08	-	-	0.08	0.08	0.08

WOOD COUNTY BUDGET
SUMMARY SHEET
2017

	8
DEPT NUMBER	1907
DEPT	MAINTENANCE
A/C NAME	Purchasing
FUNCTION	51550

Category	2017 Requested Budget	% Incr(Decr) 2016 Budget	2016 Revised Budget	Actual Through 6/30/2016	2016 Estimated	2015 Actual	2014 Actual	2013 Actual
Personal Services	$ 48,808	-2.65%	$ 50,137	$ 20,848	$ 48,337	$ 48,586	$ 47,929	$ 47,462
Contractual Services	450	0.00%	450	288	450	426	426	424
Supplies and Expense	1,400	0.00%	1,400	296	950	669	1,323	725
Fixed Charges	3,796	0.24%	3,787	1,963	3,787	3,648	3,829	3,832
Debt Service	-	N/A	-	-	-	-	-	-
Grants, Contributions & Other	-	N/A	-	-	-	-	-	-
Total Operating Expenditures	54,454	-2.37%	55,774	23,395	53,524	53,329	53,507	52,443
Capital Outlay	-	N/A	-	-	-	-	-	-
Other Financing Uses	-	N/A	-	-	-	-	-	-
Total Expenditures	$ 54,454	-2.37%	$ 55,774	$ 23,395	$ 53,524	$ 53,329	$ 53,507	$ 52,443
Intergovernmental	-	N/A	-	-	-	-	-	-
Licenses and Permits	-	N/A	-	-	-	-	-	-
Fines, Forfeits and Penalties	-	N/A	-	-	-	-	-	-
Public Charges for Services	-	N/A	-	-	-	-	-	-
Intergovernmental Charges	-	N/A	-	-	-	-	-	-
Miscellaneous	-	-100.00%	500	-	-	1,453	677	1,076
Other Financing Sources	-	N/A	-	-	-	-	-	-
Total Revenues	$ -	-100.00%	$ 500	$ -	$ -	$ 1,453	$ 677	$ 1,076
Beginning Carryover		N/A						
Ending Carryover		N/A						
Tax Levy	$ 54,454	-1.48%	$ 55,274	$ 23,395	$ 53,524	$ 51,877	$ 52,830	$ 51,366

8 Number of Positions (FTE's)	2017 Requested Budget	% Incr(Decr) 2016 Budget	2016 Revised Budget	Actual Through 6/30/2016	2016 Estimated	2015 Actual	2014 Actual	2013 Actual
Regular	0.82		0.85			0.85	0.85	0.85
Part-Time/Temporary	-							
Request for Program Improvement	-							
Vacant	-							
Total Number of Positions (FTE's)	0.82	-	0.85	-	-	0.85	0.85	0.85

PUBLIC SAFETY

THIS PAGE LEFT BLANK INTENTIONALLY

COUNTY OF WOOD
2017 Expense Budget by Activity

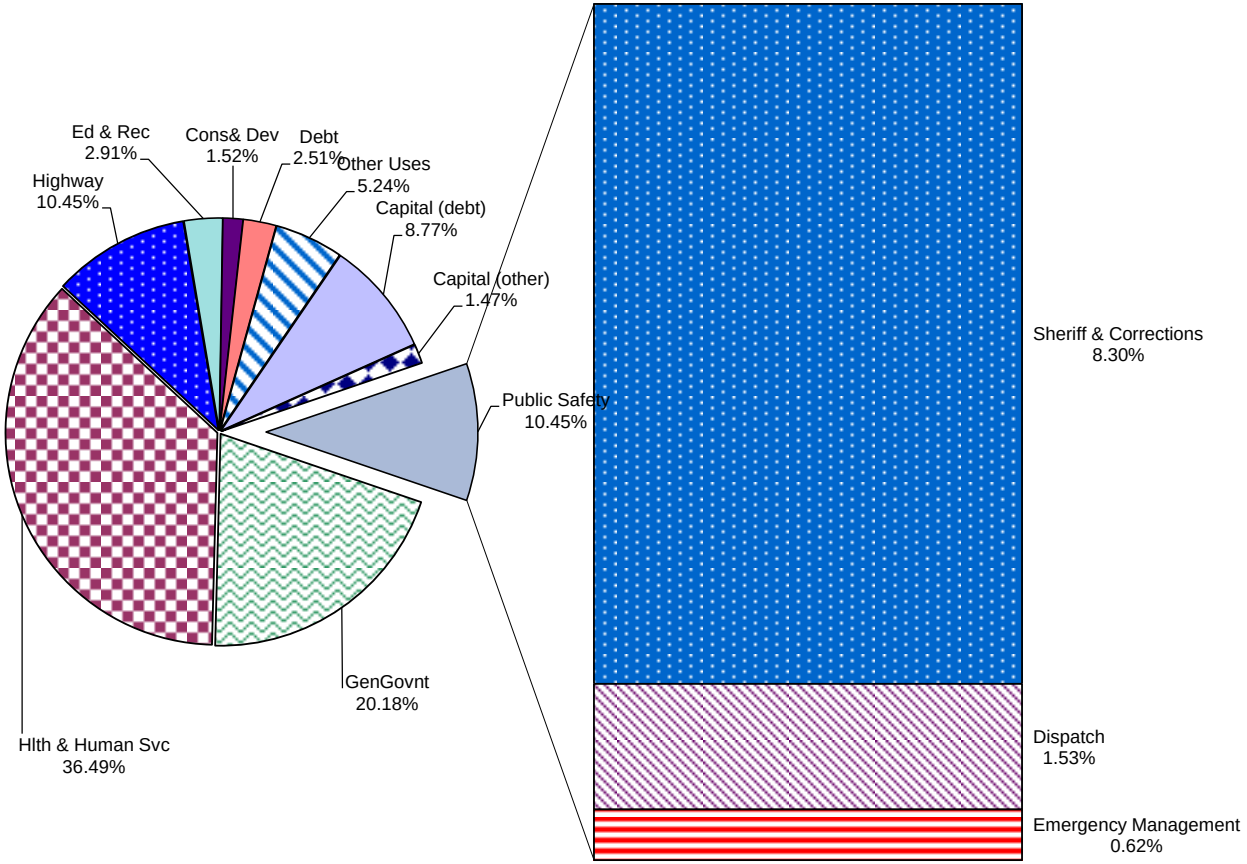

Detail by Percentage of Public Safety Expenses

Dispatch

Statement of Purpose

The Wood County Dispatch Center is responsible for providing the means by which the general public may report the existence of an incident requiring fire, police, or ambulance response; and to provide the means by which the incoming reports and requests are received, managed, and disseminated in a timely manner to the proper personnel and agencies.

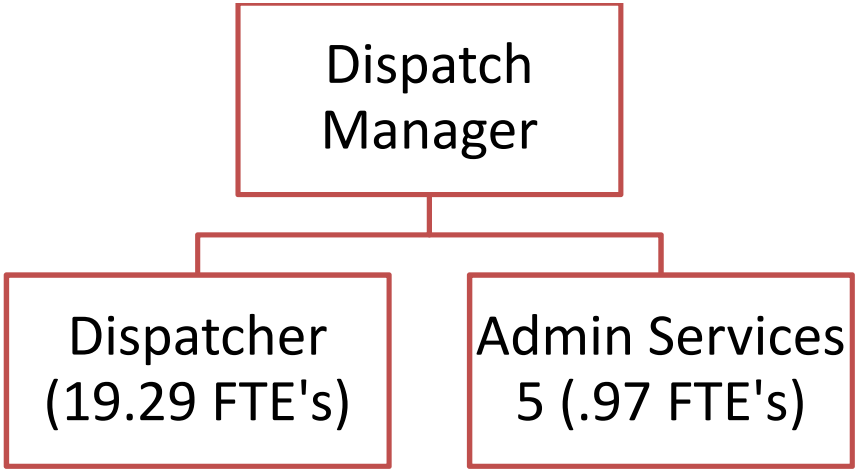

Number of Positions (FTE)	2017	2016	2015	2014	2013	2012	2011	2010	2009	2008
Total	21.26	21.26	21.26	21.26	21.26	21.26	21.24	21.24	21.24	22.24

WOOD COUNTY BUDGET
SUMMARY SHEET
2017

	2
DEPT NUMBER	**0809**
DEPT	**DISPATCH**
A/C NAME	**Dispatch**
FUNCTION	**52601**

Category	2017 Requested Budget	% Incr(Decr) 2016 Budget	2016 Revised Budget	Actual Through 6/30/2016	2016 Estimated	2015 Actual	2014 Actual	2013 Actual
Personal Services	$ 1,596,959	1.73%	$ 1,569,867	$ 647,541	$ 1,508,064	$ 1,433,699	$ 1,459,695	$ 1,391,314
Contractual Services	48,060	0.00%	48,060	18,024	48,060	31,690	46,490	53,943
Supplies and Expense	24,450	0.00%	24,450	5,942	24,450	13,064	15,848	22,963
Fixed Charges	32,046	39.69%	22,940	14,204	33,308	23,211	23,170	23,638
Debt Service	-	N/A	-	-	-	-	-	-
Grants, Contributions & Other	-	N/A	-	-	-	-	-	-
Total Operating Expenditures	1,701,515	2.17%	1,665,317	685,711	1,613,882	1,501,664	1,545,203	1,491,858
Capital Outlay	147,580	-31.68%	216,000	-	15,000	-	-	-
Other Financing Uses	-	N/A	-	-	-	-	-	-
Total Expenditures	$ 1,849,095	-1.71%	$ 1,881,317	$ 685,711	$ 1,628,882	$ 1,501,664	$ 1,545,203	$ 1,491,858
Intergovernmental	-	N/A	-	-	-	-	-	-
Licenses and Permits	-	N/A	-	-	-	-	-	-
Fines, Forfeits and Penalties	-	N/A	-	-	-	-	-	-
Public Charges for Services	-	N/A	-	-	-	-	-	-
Intergovernmental Charges	5,000	0.00%	5,000	2,515	5,000	10,841	3,271	-
Miscellaneous	-	N/A	-	-	-	-	20	(58)
Other Financing Sources	-	N/A	-	-	-	-	-	-
Total Revenues	$ 5,000	0.00%	$ 5,000	$ 2,515	$ 5,000	$ 10,841	$ 3,291	$ (58)
Beginning Carryover	147,580	N/A	-	-	-			-
Ending Carryover	-	N/A	-	-	147,580			-
Tax Levy	$ 1,696,515	-9.58%	$ 1,876,317	$ 683,196	$ 1,771,462	$ 1,490,823	$ 1,541,912	$ 1,491,916

2 Number of Positions (FTE's)	2017 Requested Budget	% Incr(Decr) 2016 Budget	2016 Revised Budget	Actual Through 6/30/2016	2016 Estimated	2015 Actual	2014 Actual	2013 Actual
Regular	18.26		21.26			21.26	21.26	21.26
Part-Time/Temporary	-							
Request for Program Improvement	-							
Vacant	3.00							
Total Number of Positions (FTE's)	21.26	-	21.26	-	-	21.26	21.26	21.26

Emergency Management

Statement of Purpose

The Wood County Emergency Management Office assists local government in the protection of lives, property and the environment in the event of major emergencies or disaster of any nature; allows for the assessment of hazards, mitigation opportunities, response capabilities, resources and needs; identifies and deploys resources effectively and allocates emergency responsibilities and authority among local government agencies; coordinates activities among agencies and all levels of government; records information, decisions and procedures developed during the planning process and during actual emergency situations; and provides a basis for training and exercising personnel to operate in coordination.

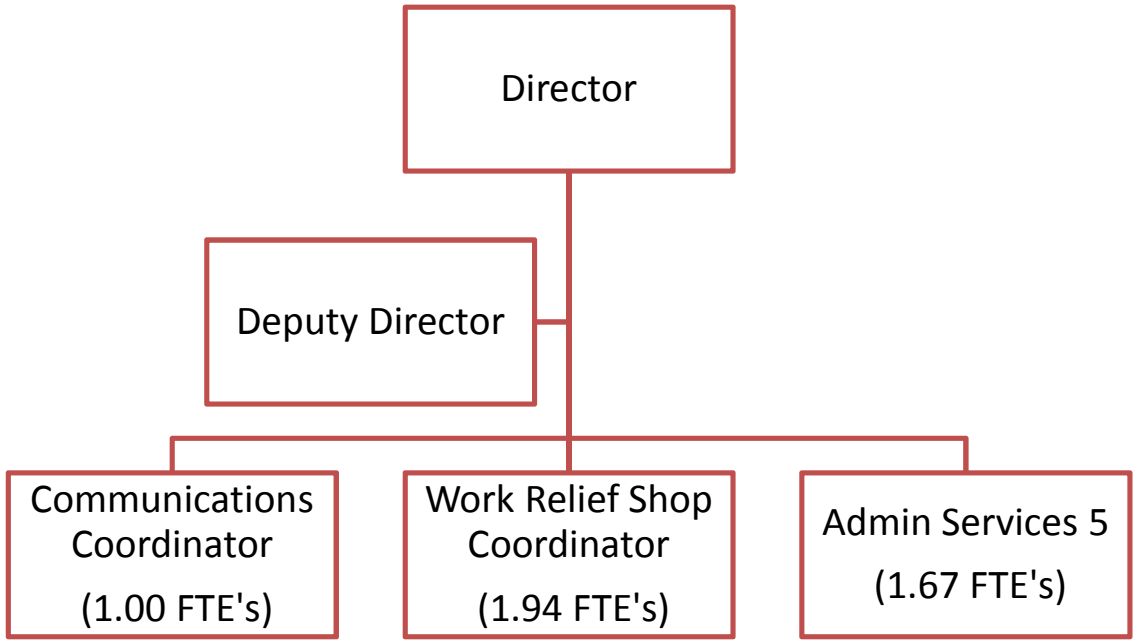

Number of Positions (FTE)	2017	2016	2015	2014	2013	2012	2011	2010	2009	2008
Total	6.61	6.61	6.61	6.61	6.61	6.61	6.61	6.63	6.63	6.63

WOOD COUNTY
BUDGET SUMMARY
2017

Category	SARA TITLE III 1301 52510	EMERGENCY MANAGEMENT 1302 52520	BUILDING NUMBERING 1303 52530	WORK RELIEF 1304 52540	HIGHWAY SAFETY 1306 52930	RADIO ENGINEER 1309 52130	2017 Total	Incr(Decr) 2016 Budget	2016 Total
Personal Services	$ 34,302	$ 204,304	$ -	$ 157,961	$ -	$ 106,496	$ 503,063	4.95%	$ 479,356
Contractual Services	5,100	8,480	-	400	-	102,160	116,140	19.50%	97,190
Supplies and Expense	10,730	5,500	1,500	8,300	-	1,350	27,380	0.00%	27,380
Fixed Charges	-	18,170	-	8,000	-	12,954	39,124	0.00%	39,124
Debt Service	-	-	-	-	-	-	-	N/A	-
Grants, Contributions & Other	-	-	-	-	-	-	-	N/A	-
Total Operating Expenditures	50,132	236,454	1,500	174,661	-	222,960	685,707	0.07	643,050
Capital Outlay	-	3,345	-	-	-	1,875	5,220	-83.19%	31,050
Other Financing Uses	-	-	-	-	-	-	-	N/A	-
Total Expenditures	$ 50,132	$ 239,799	$ 1,500	$ 174,661	$ -	$ 224,835	$ 690,927	0.02	$ 674,100
Intergovernmental	33,250	56,000	-	-	-	-	89,250	0.00%	89,250
Licenses and Permits	-	-	-	-	-	-	-	N/A	-
Fines, Forfeits and Penalties	-	-	-	-	-	-	-	N/A	-
Public Charges for Services	-	-	-	-	-	-	-	N/A	-
Intergovernmental Charges	-	5,300	4,750	3,500	-	-	13,550	15.32%	11,750
Miscellaneous	-	500	-	1,000	1,500	85,260	88,260	16.13%	76,000
Other Financing Sources	-	-	-	-	-	-	-	N/A	-
Total Revenues	$ 33,250	$ 61,800	$ 4,750	$ 4,500	$ 1,500	$ 85,260	$ 191,060	0.08	$ 177,000
Beginning Carryover	-	-	7,476	-	-	5,439	12,915	-12.15%	14,701
Ending Carryover	-	-	10,726	-	-	-	10,726	-40.25%	17,951
Tax Levy	$ 16,882	$ 177,999	$ -	$ 170,161	$ (1,500)	$ 134,136	$ 497,678	(0.01)	$ 500,350
									-
Total Number of Positions (FTE's)	0.50	2.47	-	2.64	-	1.00	6.61	0.00	6.61

WOOD COUNTY BUDGET
SUMMARY SHEET
2017

	2
DEPT NUMBER	**1301**
DEPT	**EMERGENCY MANAGEMENT**
A/C NAME	**SARA TITLE III**
FUNCTION	**52510**

Category	2017 Requested Budget	% Incr(Decr) 2016 Budget	2016 Revised Budget	Actual Through 6/30/2016	2016 Estimated	2015 Actual	2014 Actual	2013 Actual
Personal Services	$ 34,302	8.77%	$ 31,537	$ 14,705	$ 30,549	$ 29,388	$ 29,423	$ 28,972
Contractual Services	5,100	0.00%	5,100	63	5,063	-	50	5,000
Supplies and Expense	10,730	0.47%	10,680	331	10,791	448	632	1,195
Fixed Charges	-	N/A	-	-	-	-	-	-
Debt Service	-	N/A	-	-	-	-	-	-
Grants, Contributions & Other	-	N/A	-	-	-	-	-	-
Total Operating Expenditures	50,132	5.95%	47,317	15,099	46,403	29,836	30,106	35,167
Capital Outlay	-	N/A	-	-	-	-	-	-
Other Financing Uses	-	N/A	-	-	-	-	-	-
Total Expenditures	$ 50,132	5.95%	$ 47,317	$ 15,099	$ 46,403	$ 29,836	$ 30,106	$ 35,167
Intergovernmental	33,250	0.00%	33,250	-	33,250	32,635	33,004	32,604
Licenses and Permits	-	N/A	-	-	-	-	-	-
Fines, Forfeits and Penalties	-	N/A	-	-	-	-	-	-
Public Charges for Services	-	N/A	-	-	-	-	-	-
Intergovernmental Charges	-	N/A	-	-	-	-	-	-
Miscellaneous	-	N/A	-	-	-	-	-	-
Other Financing Sources	-	N/A	-	-	-	-	-	-
Total Revenues	$ 33,250	0.00%	$ 33,250	$ -	$ 33,250	$ 32,635	$ 33,004	$ 32,604
Beginning Carryover	-	N/A	-	-	-			-
Ending Carryover	-	N/A	-	-	-			-
Tax Levy	$ 16,882	20.01%	$ 14,067	$ 15,099	$ 13,153	$ (2,798)	$ (2,898)	$ 2,563

2 Number of Positions (FTE's)	2017 Requested Budget	% Incr(Decr) 2016 Budget	2016 Revised Budget	Actual Through 6/30/2016	2016 Estimated	2015 Actual	2014 Actual	2013 Actual
Regular	0.50		0.48			0.48	0.48	0.48
Part-Time/Temporary	-							
Request for Program Improvement	-							
Vacant	-							
Total Number of Positions (FTE's)	0.50	-	0.48	-	-	0.48	0.48	0.48

WOOD COUNTY BUDGET
SUMMARY SHEET
2017

	3
DEPT NUMBER	**1302**
DEPT	**EMERGENCY MANAGEMENT**
A/C NAME	**EMERGENCY MANAGEMENT**
FUNCTION	**52520**

Category	2017 Requested Budget	% Incr(Decr) 2016 Budget	2016 Revised Budget	Actual Through 6/30/2016	2016 Estimated	2015 Actual	2014 Actual	2013 Actual
Personal Services	$ 204,304	-13.67%	$ 236,655	$ 91,251	$ 182,504	$ 208,514	$ 234,140	$ 228,243
Contractual Services	8,480	-0.59%	8,530	5,571	8,188	6,721	6,602	7,722
Supplies and Expense	5,500	-0.90%	5,550	3,437	5,581	14,169	14,160	15,911
Fixed Charges	18,170	0.00%	18,170	13,970	18,170	21,828	20,261	19,745
Debt Service	-	N/A	-	-	-	-	-	-
Grants, Contributions & Other	-	N/A	-	-	-	-	31,204	2,434
Total Operating Expenditures	236,454	-12.07%	268,905	114,229	214,443	251,232	306,367	274,055
Capital Outlay	3,345	N/A	-	31	3,031	27,247	-	-
Other Financing Uses	-	N/A	-	-	-	-	-	-
Total Expenditures	$ 239,799	-10.82%	$ 268,905	$ 114,261	$ 217,474	$ 278,478	$ 306,367	$ 274,055
Intergovernmental	56,000	0.00%	56,000	93	56,000	70,526	99,694	71,741
Licenses and Permits	-	N/A	-	-	-	-	-	-
Fines, Forfeits and Penalties	-	N/A	-	-	-	-	-	-
Public Charges for Services	-	N/A	-	-	-	-	-	-
Intergovernmental Charges	5,300	6.00%	5,000	3,544	5,000	5,959	8,518	7,723
Miscellaneous	500	0.00%	500	1,160	1,650	(1,255)	2,707	85
Other Financing Sources	-	N/A	-	-	-	-	-	-
Total Revenues	$ 61,800	0.49%	$ 61,500	$ 4,797	$ 62,650	$ 75,230	$ 110,919	$ 79,549
Beginning Carryover	-	N/A	-	-	-			-
Ending Carryover	-	N/A	-	-	-			-
Tax Levy	$ 177,999	-14.18%	$ 207,405	$ 109,464	$ 154,824	$ 203,248	$ 195,448	$ 194,506

3 Number of Positions (FTE's)	2017 Requested Budget	% Incr(Decr) 2016 Budget	2016 Revised Budget	Actual Through 6/30/2016	2016 Estimated	2015 Actual	2014 Actual	2013 Actual
Regular	2.47		3.04			3.04	3.04	3.04
Part-Time/Temporary	-							
Request for Program Improvement	-							
Vacant	-							
Total Number of Positions (FTE's)	2.47	-	3.04	-	-	3.04	3.04	3.04

WOOD COUNTY BUDGET
SUMMARY SHEET
2017

	4
DEPT NUMBER	**1303**
DEPT	**EMERGENCY MANAGEMENT**
A/C NAME	**BUILDING NUMBERING**
FUNCTION	**52530**

Category	2017 Requested Budget	% Incr(Decr) 2016 Budget	2016 Revised Budget	Actual Through 6/30/2016	2016 Estimated	2015 Actual	2014 Actual	2013 Actual
Personal Services	$ -	N/A	$ -	$ -	$ -	$ -	$ -	$ -
Contractual Services	-	N/A	-	-	-	-	-	-
Supplies and Expense	1,500	0.00%	1,500	2,515	4,000	3,346	2,059	15,390
Fixed Charges	-	N/A	-	-	-	-	-	-
Debt Service	-	N/A	-	-	-	-	-	-
Grants, Contributions & Other	-	N/A	-	-	-	-	-	-
Total Operating Expenditures	1,500	0.00%	1,500	2,515	4,000	3,346	2,059	15,390
Capital Outlay	-	N/A	-	-	-	-	-	-
Other Financing Uses	-	N/A	-	-	-	-	-	-
Total Expenditures	$ 1,500	0.00%	$ 1,500	$ 2,515	$ 4,000	$ 3,346	$ 2,059	$ 15,390
Intergovernmental	-	N/A	-	-	-	-	-	-
Licenses and Permits	-	N/A	-	-	-	-	-	-
Fines, Forfeits and Penalties	-	N/A	-	-	-	-	-	-
Public Charges for Services	-	N/A	-	-	-	-	-	-
Intergovernmental Charges	4,750	0.00%	4,750	2,582	4,700	4,210	2,706	17,730
Miscellaneous	-	N/A	-	-	-	-	-	-
Other Financing Sources	-	N/A	-	-	-	-	-	-
Total Revenues	$ 4,750	0.00%	$ 4,750	$ 2,582	$ 4,700	$ 4,210	$ 2,706	$ 17,730
Beginning Carryover	7,476	19.39%	6,262	6,776	6,776	5,912	5,265	2,925
Ending Carryover	10,726	12.76%	9,512	6,843	7,476	6,776	5,912	5,265
Tax Levy	$ -	N/A	$ -	$ -	$ -	$ -	$ -	$ -

4 Number of Positions (FTE's)	2017 Requested Budget	% Incr(Decr) 2016 Budget	2016 Revised Budget	Actual Through 6/30/2016	2016 Estimated	2015 Actual	2014 Actual	2013 Actual
Regular	-		-			-	-	-
Part-Time/Temporary	-							
Request for Program Improvement	-							
Vacant	-							
Total Number of Positions (FTE's)	-	-	-	-	-	-	-	-

WOOD COUNTY BUDGET
SUMMARY SHEET
2017

	5
DEPT NUMBER	1304
DEPT	EMERGENCY MANAGEMENT
A/C NAME	WORK RELIEF
FUNCTION	52540

Category	2017 Requested Budget	% Incr(Decr) 2016 Budget	2016 Revised Budget	Actual Through 6/30/2016	2016 Estimated	2015 Actual	2014 Actual	2013 Actual
Personal Services	$ 157,961	41.88%	$ 111,332	$ 72,577	$ 143,456	$ 93,251	$ 103,891	$ 116,361
Contractual Services	400	0.00%	400	165	350	328	320	303
Supplies and Expense	8,300	0.00%	8,300	5,627	8,190	6,566	6,437	7,455
Fixed Charges	8,000	0.00%	8,000	4,000	8,000	8,000	8,000	8,000
Debt Service	-	N/A	-	-	-	-	-	-
Grants, Contributions & Other	-	N/A	-	-	-	-	-	-
Total Operating Expenditures	174,661	36.42%	128,032	82,368	159,996	108,146	118,648	132,119
Capital Outlay	-	-100.00%	21,100	-	24,565	-	-	-
Other Financing Uses	-	N/A	-	-	-	-	-	-
Total Expenditures	$ 174,661	17.12%	$ 149,132	$ 82,368	$ 184,561	$ 108,146	$ 118,648	$ 132,119
Intergovernmental	-	N/A	-	-	-	-	-	-
Licenses and Permits	-	N/A	-	-	-	-	-	-
Fines, Forfeits and Penalties	-	N/A	-	-	-	-	-	-
Public Charges for Services	-	N/A	-	-	-	-	-	-
Intergovernmental Charges	3,500	75.00%	2,000	1,215	2,500	2,466	1,638	1,790
Miscellaneous	1,000	0.00%	1,000	-	-	230	4,775	4,438
Other Financing Sources	-	N/A	-	-	-	-	-	-
Total Revenues	$ 4,500	50.00%	$ 3,000	$ 1,215	$ 2,500	$ 2,696	$ 6,413	$ 6,228
Beginning Carryover	-	N/A	-	-	-			-
Ending Carryover	-	N/A	-	-	-			-
Tax Levy	$ 170,161	16.44%	$ 146,132	$ 81,153	$ 182,061	$ 105,450	$ 112,235	$ 125,892

5 Number of Positions (FTE's)	2017 Requested Budget	% Incr(Decr) 2016 Budget	2016 Revised Budget	Actual Through 6/30/2016	2016 Estimated	2015 Actual	2014 Actual	2013 Actual
Regular	2.64		1.94			1.94	1.94	1.94
Part-Time/Temporary	-							
Request for Program Improvement	-							
Vacant	-							
Total Number of Positions (FTE's)	2.64	-	1.94	-	-	1.94	1.94	1.94

WOOD COUNTY BUDGET
SUMMARY SHEET
2017

	6
DEPT NUMBER	1306
DEPT	EMERGENCY MANAGEMENT
A/C NAME	HIGHWAY SAFETY
FUNCTION	52930

Category	2017 Requested Budget	% Incr(Decr) 2016 Budget	2016 Revised Budget	Actual Through 6/30/2016	2016 Estimated	2015 Actual	2014 Actual	2013 Actual
Personal Services	$ -	N/A	$ -	$ -	$ -	$ -	$ -	$ -
Contractual Services	-	N/A	-	-	-	-	-	-
Supplies and Expense	-	N/A	-	-	-	-	-	-
Fixed Charges	-	N/A	-	-	-	-	-	-
Debt Service	-	N/A	-	-	-	-	-	-
Grants, Contributions & Other	-	N/A	-	-	-	-	-	-
Total Operating Expenditures	-	N/A	-	-	-	-	-	-
Capital Outlay	-	N/A	-	-	-	-	-	-
Other Financing Uses	-	N/A	-	-	-	-	-	-
Total Expenditures	$ -	N/A	$ -	$ -	$ -	$ -	$ -	$ -
Intergovernmental	-	N/A	-	-	-	-	-	-
Licenses and Permits	-	N/A	-	-	-	-	-	-
Fines, Forfeits and Penalties	-	N/A	-	-	-	-	-	-
Public Charges for Services	-	N/A	-	-	-	-	-	-
Intergovernmental Charges	-	N/A	-	-	-	-	-	-
Miscellaneous	1,500	0.00%	1,500	-	-	-	-	40
Other Financing Sources	-	N/A	-	-	-	-	-	-
Total Revenues	$ 1,500	0.00%	$ 1,500	$ -	$ -	$ -	$ -	$ 40
Beginning Carryover		N/A						
Ending Carryover		N/A						
Tax Levy	$ (1,500)	0.00%	$ (1,500)	$ -	$ -	$ -	$ -	$ (40)

6 **Number of Positions (FTE's)**	2017 Requested Budget	% Incr(Decr) 2016 Budget	2016 Revised Budget	Actual Through 6/30/2016	2016 Estimated	2015 Actual	2014 Actual	2013 Actual
Regular	-		-			-	-	-
Part-Time/Temporary	-							
Request for Program Improvement	-							
Vacant	-							
Total Number of Positions (FTE's)	-	-	-	-	-	-	-	-

WOOD COUNTY BUDGET
SUMMARY SHEET
2017

	7
DEPT NUMBER	**1309**
DEPT	**EMERGENCY MANAGEMENT**
A/C NAME	**RADIO ENGINEER**
FUNCTION	**52130**

Category	2017 Budget	% Incr(Decr) Budget	2016 Budget	Actual Through 6/30/2016	2016 Estimated	2015 Actual	2014 Actual	2013 Actual
Personal Services	$ 106,496	6.68%	$ 99,832	$ 49,566	$ 99,132	$ 102,574	$ 98,302	$ 83,790
Contractual Services	102,160	22.85%	83,160	28,819	82,794	42,987	43,873	45,602
Supplies and Expense	1,350	0.00%	1,350	1,228	1,922	930	714	262
Fixed Charges	12,954	0.00%	12,954	6,477	12,954	12,954	12,954	12,954
Debt Service	-	N/A	-	-	-	-	-	-
Grants, Contributions & Other	-	N/A	-	-	-	-	-	-
Total Operating Expenditures	222,960	13.01%	197,296	86,090	196,802	159,446	155,844	142,608
Capital Outlay	1,875	-81.16%	9,950	-	9,950	-	-	-
Other Financing Uses	-	N/A	-	-	-	-	-	-
Total Expenditures	$ 224,835	8.49%	$ 207,246	$ 86,090	$ 206,752	$ 159,446	$ 155,844	$ 142,608
Intergovernmental	-	N/A	-	-	-	-	-	-
Licenses and Permits	-	N/A	-	-	-	-	-	-
Fines, Forfeits and Penalties	-	N/A	-	-	-	-	-	-
Public Charges for Services	-	N/A	-	-	-	-	-	-
Intergovernmental Charges	-	N/A	-	-	-	-	485	91
Miscellaneous	85,260	16.79%	73,000	42,077	84,000	70,854	73,400	74,112
Other Financing Sources	-	N/A	-	-	-	-	-	-
Total Revenues	$ 85,260	16.79%	$ 73,000	$ 42,077	$ 84,000	$ 70,854	$ 73,885	$ 74,203
Beginning Carryover	5,439	-35.55%	8,439	5,439	5,439	5,439	4,872	
Ending Carryover		-100.00%	8,439		5,439	5,439	5,439	
Tax Levy	$ 134,136	-0.08%	$ 134,246	$ 38,574	$ 122,752	$ 88,591	$ 82,526	$ 68,405

7 **Number of Positions (FTE's)**	2017 Requested Budget	% Incr(Decr) 2016 Budget	2016 Revised Budget	Actual Through 6/30/2016	2016 Estimated	2015 Actual	2014 Actual	2013 Actual
Regular	1.00		1.15			1.15	1.15	1.15
Part-Time/Temporary	-							
Request for Program Improvement	-							
Vacant	-							
Total Number of Positions (FTE's)	1.00	-	1.15	-	-	1.15	1.15	1.15

Sheriff

Statement of Purpose

The Wood County Sheriff's Department will be a public service example by providing the full range of law enforcement services needed by Wood County citizens in the 21st Century. The Department will enforce laws to protect life and property, properly maintain and administer a cutting edge jail facility including implementation of innovative means of incarceration and assist in the lawful function of the Circuit Court. Additionally the Department will be committed to specialized and support services to provide "cutting edge" investigations and necessary responses and outcomes to our citizens.

We will accomplish these objectives by employing highly skilled, highly trained personnel held to exceptional personal and ethical standards with responsibility to respond to our organizational and community needs.

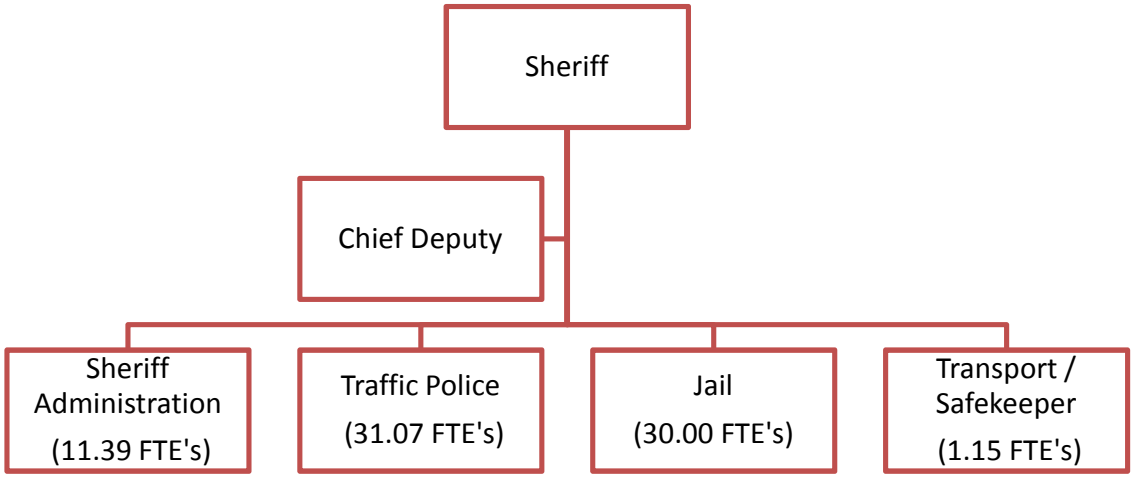

Number of Positions (FTE)	2017	2016	2015	2014	2013	2012	2011	2010	2009	2008
Total	75.61	75.70	75.70	75.35	74.13	75.16	75.16	75.16	75.16	75.16

WOOD COUNTY
BUDGET SUMMARY
2017

Category	Sheriff Administration 2501 52110	Indian Law Enforcement 2503 52131	Traffic Police 2504 52140	Civil Service 2505 52150	Jail 2506 52710	Transport/Safekeeper 2507 52713	Jail Surcharge 2510 52721	Electronic Monitoring 2508 52712	2017 Total	Incr(Decr) 2016 Budget	2016 Total
Personal Services	$ 1,386,858	$ 32,137	$ 2,986,239	$ -	$ 2,197,986	$ 39,715	$ -	$ -	$ 6,642,935	2.89%	$ 6,456,146
Contractual Services	361,130	-	-	500	1,000	1,025,500	174,090	123,188	1,685,408	0.49%	1,677,108
Supplies and Expense	116,500	1,000	33,525	500	233,900	1,000	40,000	-	426,425	-3.53%	442,045
Fixed Charges	451,537	-	-	-	-	-	-	-	451,537	-3.26%	466,766
Debt Service	-	-	-	-	-	-	-	-	-	N/A	-
Grants, Contributions & Other	3,000	-	-	-	-	-	-	-	3,000	0.00%	3,000
Total Operating Expenditures	2,319,025	33,137	3,019,764	1,000	2,432,886	1,066,215	214,090	123,188	9,209,305	0.02	9,045,065
Capital Outlay	162,835	-	-	-	-	-	-	-	162,835	-43.00%	285,664
Other Financing Uses	-	-	-	-	-	-	-	188,969	188,969	21.22%	155,893
Total Expenditures	$ 2,481,860	$ 33,137	$ 3,019,764	$ 1,000	$ 2,432,886	$ 1,066,215	$ 214,090	$ 312,157	$ 9,561,109	0.01	$ 9,486,622
Intergovernmental	14,000	18,000	7,500	-	110,800	-	-	-	150,300	-31.36%	218,972
Licenses and Permits	-	-	-	-	-	-	-	-	-	N/A	-
Fines, Forfeits and Penalties	-	-	-	-	-	-	-	-	-	N/A	-
Public Charges for Services	127,600	-	30,000	-	169,895	-	42,000	182,044	551,539	-13.34%	636,454
Intergovernmental Charges	44,000	-	10,000	-	-	-	-	-	54,000	-10.00%	60,000
Miscellaneous	-	-	-	-	-	-	-	-	-	N/A	-
Other Financing Sources	-	-	-	-	188,969	-	-	-	188,969	21.22%	155,893
Total Revenues	$ 185,600	$ 18,000	$ 47,500	$ -	$ 469,664	$ -	$ 42,000	$ 182,044	$ 944,808	(0.12)	$ 1,071,319
Beginning Carryover	-	67,559	-	-	-	-	225,928	190,113	483,600	19.00%	406,374
Ending Carryover	-	52,422	-	-	-	-	53,838	60,000	166,260	-5.34%	175,636
Tax Levy	$ 2,296,260	$ -	$ 2,972,264	$ 1,000	$ 1,963,222	$ 1,066,215	$ -	$ -	$ 8,298,961	1.40%	8,184,565
											-
Total Number of Positions (FTE's)	13.39	-	31.07	-	30.00	1.15	-	-	75.61	(0.08)	75.70

WOOD COUNTY BUDGET
SUMMARY SHEET
2017

	2
DEPT NUMBER	**2501**
DEPT	**SHERIFF & CORRECTIONS**
A/C NAME	**Sheriff Administration**
FUNCTION	**52110**

Category	2017 Requested Budget	% Incr(Decr) 2016 Budget	2016 Revised Budget	Actual Through 6/30/2016	2016 Estimated	2015 Actual	2014 Actual	2013 Actual
Personal Services	$ 1,386,858	4.22%	$ 1,330,745	$ 607,070	$ 1,304,416	$ 1,255,791	$ 1,240,698	$ 1,235,787
Contractual Services	361,130	0.62%	358,920	117,701	341,098	316,264	323,634	311,738
Supplies and Expense	116,500	-4.90%	122,500	24,787	110,375	90,842	90,222	93,636
Fixed Charges	451,537	-3.26%	466,766	279,970	466,766	482,553	465,591	478,522
Debt Service	-	N/A	-	-	-	-	-	-
Grants, Contributions & Other	3,000	0.00%	3,000	3,000	3,000	3,000	3,000	3,000
Total Operating Expenditures	2,319,025	1.63%	2,281,931	1,032,529	2,225,655	2,148,450	2,123,144	2,122,684
Capital Outlay	162,835	-43.00%	285,664	261,401	285,600	249,967	538,158	183,399
Other Financing Uses	-	N/A	-	-	-	-	-	-
Total Expenditures	$ 2,481,860	-3.34%	$ 2,567,595	$ 1,293,930	$ 2,511,255	$ 2,398,417	$ 2,661,302	$ 2,306,083
Intergovernmental	14,000	-48.15%	27,000	6,046	13,000	11,840	17,219	20,465
Licenses and Permits	-	N/A	-	-	-	-	-	-
Fines, Forfeits and Penalties	-	N/A	-	-	-	-	-	-
Public Charges for Services	127,600	-6.86%	137,000	51,592	120,896	121,523	126,791	126,510
Intergovernmental Charges	44,000	-12.00%	50,000	17,954	35,760	35,252	34,518	36,061
Miscellaneous	-	N/A	-	-	-	4,655	8,653	2,716
Other Financing Sources	-	N/A	-	-	-	-	97,000	-
Total Revenues	$ 185,600	-13.27%	$ 214,000	$ 75,592	$ 169,656	$ 173,270	$ 284,182	$ 185,753
Beginning Carryover	-	N/A	-	-	-			-
Ending Carryover	-	N/A	-	-	-			-
Tax Levy	$ 2,296,260	-2.44%	$ 2,353,595	$ 1,218,338	$ 2,341,599	$ 2,225,147	$ 2,377,120	$ 2,120,330

2 Number of Positions (FTE's)	2017 Requested Budget	% Incr(Decr) 2016 Budget	2016 Revised Budget	Actual Through 6/30/2016	2016 Estimated	2015 Actual	2014 Actual	2013 Actual
Regular	12.97		12.97			13.39	12.97	12.97
Part-Time/Temporary	0.42		0.42			-	-	-
Request for Program Improvement	-		-			-	-	-
Vacant	-		-			-	-	-
Total Number of Positions (FTE's)	13.39	-	13.39	-	-	13.39	12.97	12.97

WOOD COUNTY BUDGET
SUMMARY SHEET
2017

	3
DEPT NUMBER	**2503**
DEPT	**SHERIFF & CORRECTIONS**
A/C NAME	**Indian Law Enforcement**
FUNCTION	**52131**

Category	2017 Requested Budget	% Incr(Decr) 2016 Budget	2016 Revised Budget	Actual Through 6/30/2016	2016 Estimated	2015 Actual	2014 Actual	2013 Actual
Personal Services	$ 32,137	4.68%	$ 30,701	$ 5,024	$ 22,622	$ 11,222	$ 14,974	$ 17,492
Contractual Services	-	N/A	-	-	-	-	-	-
Supplies and Expense	1,000	0.00%	1,000	-	1,000	1,500	500	1,000
Fixed Charges	-	N/A	-	-	-	-	-	-
Debt Service	-	N/A	-	-	-	-	-	-
Grants, Contributions & Other	-	N/A	-	-	-	-	-	-
Total Operating Expenditures	33,137	4.53%	31,701	5,024	23,622	12,722	15,474	18,492
Capital Outlay	-	N/A	-	-	-	-	-	-
Other Financing Uses	-	N/A	-	-	-	-	-	-
Total Expenditures	$ 33,137	4.53%	$ 31,701	$ 5,024	$ 23,622	$ 12,722	$ 15,474	$ 18,492
Intergovernmental	18,000	0.00%	18,000	18,027	18,027	18,027	18,027	18,027
Licenses and Permits	-	N/A	-	-	-	-	-	-
Fines, Forfeits and Penalties	-	N/A	-	-	-	-	-	-
Public Charges for Services	-	N/A	-	-	-	-	-	-
Intergovernmental Charges	-	N/A	-	-	-	-	-	-
Miscellaneous	-	N/A	-	-	-	-	-	-
Other Financing Sources	-	N/A	-	-	-	-	-	-
Total Revenues	$ 18,000	0.00%	$ 18,000	$ 18,027	$ 18,027	$ 18,027	$ 18,027	$ 18,027
Beginning Carryover	67,559	14.98%	58,755	67,850	73,154	67,850	65,296	65,761
Ending Carryover	52,422	16.35%	45,054	80,853	67,559	73,154	67,850	65,296
Tax Levy	$ -	N/A	$ -	$ -	$ -	$ -	$ -	$ -

3 **Number of Positions (FTE's)**	2017 Requested Budget	% Incr(Decr) 2016 Budget	2016 Revised Budget	Actual Through 6/30/2016	2016 Estimated	2015 Actual	2014 Actual	2013 Actual
Regular	-		-			-	-	-
Part-Time/Temporary	-		-			-	-	-
Request for Program Improvement	-		-			-	-	-
Vacant	-		-			-	-	-
Total Number of Positions (FTE's)	-	-	-	-	-	-	-	-

WOOD COUNTY BUDGET
SUMMARY SHEET
2017

	4
DEPT NUMBER	**2504**
DEPT	**SHERIFF & CORRECTIONS**
A/C NAME	**Traffic Police**
FUNCTION	**52140**

Category	2017 Requested Budget	% Incr(Decr) 2016 Budget	2016 Revised Budget	Actual Through 42551	2016 Estimated	2015 Actual	2014 Actual	2013 Actual
Personal Services	$ 2,986,239	2.68%	$ 2,908,317	$ 1,264,043	$ 2,770,370	$ 2,759,351	$ 2,750,995	$ 2,698,987
Contractual Services	-	N/A	-	1,419	2,400	789	-	-
Supplies and Expense	33,525	-4.61%	35,145	15,438	30,068	35,167	67,677	28,677
Fixed Charges	-	N/A	-	-	-	-	-	-
Debt Service	-	N/A	-	-	-	-	-	-
Grants, Contributions & Other	-	N/A	-	-	-	-	-	-
Total Operating Expenditures	3,019,764	2.59%	2,943,462	1,280,899	2,802,838	2,795,307	2,818,672	2,727,664
Capital Outlay	-	N/A	-	-	-	-	-	-
Other Financing Uses	-	N/A	-	-	-	-	-	-
Total Expenditures	$ 3,019,764	2.59%	$ 2,943,462	$ 1,280,899	$ 2,802,838	$ 2,795,307	$ 2,818,672	$ 2,727,664
Intergovernmental	7,500	-87.06%	57,972	22,216	35,000	80,050	-	36,798
Licenses and Permits	-	N/A	-	-	-	-	-	-
Fines, Forfeits and Penalties	-	N/A	-	-	-	-	-	-
Public Charges for Services	30,000	-14.29%	35,000	8,190	28,600	28,595	35,955	26,227
Intergovernmental Charges	10,000	0.00%	10,000	9,900	9,900	9,570	9,903	10,411
Miscellaneous	-	N/A	-	-	-	-	-	-
Other Financing Sources	-	N/A	-	-	-	-	-	-
Total Revenues	$ 47,500	-53.87%	$ 102,972	$ 40,307	$ 73,500	$ 118,215	$ 45,858	$ 73,435
Beginning Carryover	-	N/A	-	-	-			-
Ending Carryover	-	N/A	-	-	-			-
Tax Levy	$ 2,972,264	4.64%	$ 2,840,490	$ 1,240,593	$ 2,729,338	$ 2,677,093	$ 2,772,814	$ 2,654,229

4 Number of Positions (FTE's)	2017 Requested Budget	% Incr(Decr) 2016 Budget	2016 Revised Budget	Actual Through 6/30/2016	2016 Estimated	2015 Actual	2014 Actual	2013 Actual
Regular	30.00		29.00			31.16	32.16	31.16
Part-Time/Temporary	1.07		1.16			-	-	-
Request for Program Improvement	-		-			-	-	-
Vacant	-		1.00			-	-	-
Total Number of Positions (FTE's)	31.07	-	31.16	-	-	31.16	32.16	31.16

WOOD COUNTY BUDGET
SUMMARY SHEET
2017

	5
DEPT NUMBER	**2505**
DEPT	**SHERIFF & CORRECTIONS**
A/C NAME	**Civil Service**
FUNCTION	**52150**

Category	2017 Requested Budget	% Incr(Decr) 2016 Budget	2016 Revised Budget	Actual Through 6/30/2016	2016 Estimated	2015 Actual	2014 Actual	2013 Actual
Personal Services	$ -	N/A	$ -	$ -	$ -	$ -	$ -	$ -
Contractual Services	500	0.00%	500	-	-	564	-	-
Supplies and Expense	500	0.00%	500	-	-	-	-	-
Fixed Charges	-	N/A	-	-	-	-	-	-
Debt Service	-	N/A	-	-	-	-	-	-
Grants, Contributions & Other	-	N/A	-	-	-	-	-	-
Total Operating Expenditures	1,000	0.00%	1,000	-	-	564	-	-
Capital Outlay	-	N/A	-	-	-	-	-	-
Other Financing Uses	-	N/A	-	-	-	-	-	-
Total Expenditures	$ 1,000	0.00%	$ 1,000	$ -	$ -	$ 564	$ -	$ -
Intergovernmental	-	N/A	-	-	-	-	-	-
Licenses and Permits	-	N/A	-	-	-	-	-	-
Fines, Forfeits and Penalties	-	N/A	-	-	-	-	-	-
Public Charges for Services	-	N/A	-	-	-	-	-	-
Intergovernmental Charges	-	N/A	-	-	-	-	-	-
Miscellaneous	-	N/A	-	-	-	-	-	-
Other Financing Sources	-	N/A	-	-	-	-	-	-
Total Revenues	$ -	N/A	$ -	$ -	$ -	$ -	$ -	$ -
Beginning Carryover	-	N/A	-	-	-			-
Ending Carryover	-	N/A	-	-	-			-
Tax Levy	$ 1,000	0.00%	$ 1,000	$ -	$ -	$ 564	$ -	$ -

5 **Number of Positions (FTE's)**	2017 Requested Budget	% Incr(Decr) 2016 Budget	2016 Revised Budget	Actual Through 6/30/2016	2016 Estimated	2015 Actual	2014 Actual	2013 Actual
Regular	-		-			-	-	-
Part-Time/Temporary	-		-			-	-	-
Request for Program Improvement	-		-			-	-	-
Vacant	-		-			-	-	-
Total Number of Positions (FTE's)	-	-	-	-	-	-	-	-

WOOD COUNTY BUDGET
SUMMARY SHEET
2017

	6
DEPT NUMBER	**2506**
DEPT	**SHERIFF & CORRECTIONS**
A/C NAME	**Jail**
FUNCTION	**52710**

Category	2017 Requested Budget	% Incr(Decr) 2016 Budget	2016 Revised Budget	Actual Through 6/30/2016	2016 Estimated	2015 Actual	2014 Actual	2013 Actual
Personal Services	$ 2,197,986	2.39%	$ 2,146,668	$ 927,920	$ 2,002,368	$ 2,009,370	$ 1,960,104	$ 1,950,497
Contractual Services	1,000	-97.73%	44,000	43,075	110,500	83,552	104,428	101,799
Supplies and Expense	233,900	-3.31%	241,900	68,156	195,619	136,048	194,977	182,800
Fixed Charges	-	N/A	-	-	-	-	-	-
Debt Service	-	N/A	-	-	-	-	-	-
Grants, Contributions & Other	-	N/A	-	-	-	-	-	-
Total Operating Expenditures	2,432,886	0.01%	2,432,568	1,039,151	2,308,487	2,228,971	2,259,508	2,235,096
Capital Outlay	-	N/A	-	-	-	-	-	-
Other Financing Uses	-	N/A	-	-	-	-	-	-
Total Expenditures	$ 2,432,886	0.01%	$ 2,432,568	$ 1,039,151	$ 2,308,487	$ 2,228,971	$ 2,259,508	$ 2,235,096
Intergovernmental	110,800	-4.48%	116,000	25,756	110,800	114,174	98,159	70,851
Licenses and Permits	-	N/A	-	-	-	-	-	-
Fines, Forfeits and Penalties	-	N/A	-	-	-	-	-	-
Public Charges for Services	169,895	-28.44%	237,410	69,357	166,459	120,213	134,465	154,347
Intergovernmental Charges	-	N/A	-	-	-	-	-	-
Miscellaneous	-	N/A	-	-	-	-	-	-
Other Financing Sources	188,969	21.22%	155,893	-	90,000	-	-	-
Total Revenues	$ 469,664	-7.78%	$ 509,303	$ 95,112	$ 367,259	$ 234,387	$ 232,624	$ 225,198
Beginning Carryover		N/A						
Ending Carryover		N/A						
Tax Levy	$ 1,963,222	2.08%	$ 1,923,265	$ 944,039	$ 1,941,228	$ 1,994,583	$ 2,026,884	$ 2,009,897

6 Number of Positions (FTE's)	2017 Requested Budget	% Incr(Decr) 2016 Budget	2016 Revised Budget	Actual Through 6/30/2016	2016 Estimated	2015 Actual	2014 Actual	2013 Actual
Regular	29.50		29.00			30.00	29.00	29.00
Part-Time/Temporary	-		-			-	-	-
Request for Program Improvement	-		-			-	-	-
Vacant	0.50		1.00			-	-	-
Total Number of Positions (FTE's)	30.00	-	30.00	-	-	30.00	29.00	29.00

WOOD COUNTY BUDGET
SUMMARY SHEET
2017

	7
DEPT NUMBER	**2507**
DEPT	**SHERIFF & CORRECTIONS**
A/C NAME	**Transport/Safekeeper**
FUNCTION	**52713**

Category	2017 Budget	% Incr(Decr) Budget	2016 Revised Budget	Actual Through 6/30/2016	2016 Estimated	2015 Actual	2014 Actual	2013 Actual
Personal Services	$ 39,715	0.00%	$ 39,715	$ 17,776	$ 38,200	$ 34,423	$ 39,906	$ 40,460
Contractual Services	1,025,500	0.00%	1,025,500	329,240	1,025,500	1,024,085	1,036,035	991,752
Supplies and Expense	1,000	0.00%	1,000	-	500	-	-	-
Fixed Charges	-	N/A	-	-	-	-	-	-
Debt Service	-	N/A	-	-	-	-	-	-
Grants, Contributions & Other	-	N/A	-	-	-	-	-	-
Total Operating Expenditures	1,066,215	0.00%	1,066,215	347,016	1,064,200	1,058,508	1,075,941	1,032,211
Capital Outlay	-	N/A	-	-	-	-	-	-
Other Financing Uses	-	N/A	-	-	-	-	-	-
Total Expenditures	$ 1,066,215	0.00%	$ 1,066,215	$ 347,016	$ 1,064,200	$ 1,058,508	$ 1,075,941	$ 1,032,211
Intergovernmental	-	N/A	-	-	-	-	-	-
Licenses and Permits	-	N/A	-	-	-	-	-	-
Fines, Forfeits and Penalties	-	N/A	-	-	-	-	-	-
Public Charges for Services	-	N/A	-	-	-	-	-	-
Intergovernmental Charges	-	N/A	-	-	-	-	-	-
Miscellaneous	-	N/A	-	-	-	-	-	-
Other Financing Sources	-	N/A	-	-	-	-	-	-
Total Revenues	$ -	N/A	$ -	$ -	$ -	$ -	$ -	$ -
Beginning Carryover		N/A						
Ending Carryover		N/A						
Tax Levy	$ 1,066,215	0.00%	$ 1,066,215	$ 347,016	$ 1,064,200	$ 1,058,508	$ 1,075,941	$ 1,032,211

7 Number of Positions (FTE's)	2017 Requested Budget	% Incr(Decr) 2016 Budget	2016 Revised Budget	Actual Through 6/30/2016	2016 Estimated	2015 Actual	2014 Actual	2013 Actual
Regular	-		-			1.15	1.10	1.00
Part-Time/Temporary	1.15		1.15			-	-	-
Request for Program Improvement	-		-			-	-	-
Vacant	-		-			-	-	-
Total Number of Positions (FTE's)	1.15	-	1.15	-	-	1.15	1.10	1.00

WOOD COUNTY BUDGET
SUMMARY SHEET
2017

	8
DEPT NUMBER	**2510**
DEPT	**SHERIFF & CORRECTIONS**
A/C NAME	**Jail Surcharge**
FUNCTION	**52721**

Category	2017 Requested Budget	% Incr(Decr) 2016 Budget	2016 Revised Budget	Actual Through 6/30/2016	2016 Estimated	2015 Actual	2014 Actual	2013 Actual
Personal Services	$ -	N/A	$ -	$ -	$ -	$ -	$ -	$ -
Contractual Services	174,090	39.27%	125,000	10,670	44,500	22,986	-	17,664
Supplies and Expense	40,000	0.00%	40,000	-	6,000	-	-	-
Fixed Charges	-	N/A	-	-	-	-	-	-
Debt Service	-	N/A	-	-	-	-	-	-
Grants, Contributions & Other	-	N/A	-	-	-	-	-	-
Total Operating Expenditures	214,090	29.75%	165,000	10,670	50,500	22,986	-	17,664
Capital Outlay	-	N/A	-	-	-	-	-	-
Other Financing Uses	-	N/A	-	-	-	-	-	-
Total Expenditures	$ 214,090	29.75%	$ 165,000	$ 10,670	$ 50,500	$ 22,986	$ -	$ 17,664
Intergovernmental	-	N/A	-	-	-	-	-	-
Licenses and Permits	-	N/A	-	-	-	-	-	-
Fines, Forfeits and Penalties	-	N/A	-	-	-	-	-	-
Public Charges for Services	42,000	-6.67%	45,000	17,501	42,003	40,829	43,814	45,418
Intergovernmental Charges	-	N/A	-	-	-	-	-	-
Miscellaneous	-	N/A	-	-	-	-	-	-
Other Financing Sources	-	N/A	-	-	-	-	-	-
Total Revenues	$ 42,000	-6.67%	$ 45,000	$ 17,501	$ 42,003	$ 40,829	$ 43,814	$ 45,418
Beginning Carryover	225,928	18.55%	190,582	234,425	234,425	216,581	172,767	145,013
Ending Carryover	53,838	-23.72%	70,582	241,256	225,928	234,425	216,581	172,767
Tax Levy	$ -	N/A	$ -	$ -	$ -	$ -	$ -	$ -

8 **Number of Positions (FTE's)**	2017 Requested Budget	% Incr(Decr) 2016 Budget	2016 Revised Budget	Actual Through 6/30/2016	2016 Estimated	2015 Actual	2014 Actual	2013 Actual
Regular	-		-			-	-	-
Part-Time/Temporary	-		-			-	-	-
Request for Program Improvement	-		-			-	-	-
Vacant	-		-			-	-	-
Total Number of Positions (FTE's)	-	-	-	-	-	-	-	-

WOOD COUNTY BUDGET
SUMMARY SHEET
2017

	9
DEPT NUMBER	**2508**
DEPT	**SHERIFF & CORRECTIONS**
A/C NAME	**Electronic Monitoring**
FUNCTION	**52712**

Category	2017 Requested Budget	% Incr(Decr) 2016 Budget	2016 Revised Budget	Actual Through 6/30/2016	2016 Estimated	2015 Actual	2014 Actual	2013 Actual
Personal Services	$ -	N/A	$ -	$ -	$ -	$ -	$ -	$ -
Contractual Services	123,188	0.00%	123,188	28,913	69,392	86,649	89,430	98,875
Supplies and Expense	-	N/A	-	-	-	-	-	-
Fixed Charges	-	N/A	-	-	-	-	-	-
Debt Service	-	N/A	-	-	-	-	-	-
Grants, Contributions & Other	-	N/A	-	-	-	-	-	-
Total Operating Expenditures	123,188	0.00%	123,188	28,913	69,392	86,649	89,430	98,875
Capital Outlay	-	N/A	-	-	-	-	-	-
Other Financing Uses	188,969	21.22%	155,893	-	90,000	-	97,000	-
Total Expenditures	$ 312,157	11.85%	$ 279,081	$ 28,913	$ 159,392	$ 86,649	$ 186,430	$ 98,875
Intergovernmental	-	N/A	-	-	-	-	-	-
Licenses and Permits	-	N/A	-	-	-	-	-	-
Fines, Forfeits and Penalties	-	N/A	-	-	-	-	-	-
Public Charges for Services	182,044	0.00%	182,044	52,420	125,808	152,809	146,350	162,578
Intergovernmental Charges	-	N/A	-	-	-	-	-	-
Miscellaneous	-	N/A	-	-	-	-	-	-
Other Financing Sources	-	N/A	-	-	-	-	-	-
Total Revenues	$ 182,044	0.00%	$ 182,044	$ 52,420	$ 125,808	$ 152,809	$ 146,350	$ 162,578
Beginning Carryover	190,113	21.06%	157,037	223,697	223,697	157,537	197,617	133,914
Ending Carryover	60,000	0.00%	60,000	247,204	190,113	223,697	157,537	197,617
Tax Levy	$ -	N/A	$ -	$ -	$ -	$ -	$ -	$ -

9 Number of Positions (FTE's)	2017 Requested Budget	% Incr(Decr) 2016 Budget	2016 Revised Budget	Actual Through 6/30/2016	2016 Estimated	2015 Actual	2014 Actual	2013 Actual
Regular	-		-			-	-	-
Part-Time/Temporary	-		-			-	-	-
Request for Program Improvement	-		-			-	-	-
Vacant	-		-			-	-	-
Total Number of Positions (FTE's)	-	-	-	-	-	-	-	-

HEALTH AND HUMAN SERIVCES

THIS PAGE LEFT BLANK INTENTIONALLY

COUNTY OF WOOD
2017 Expense Budget by Activity

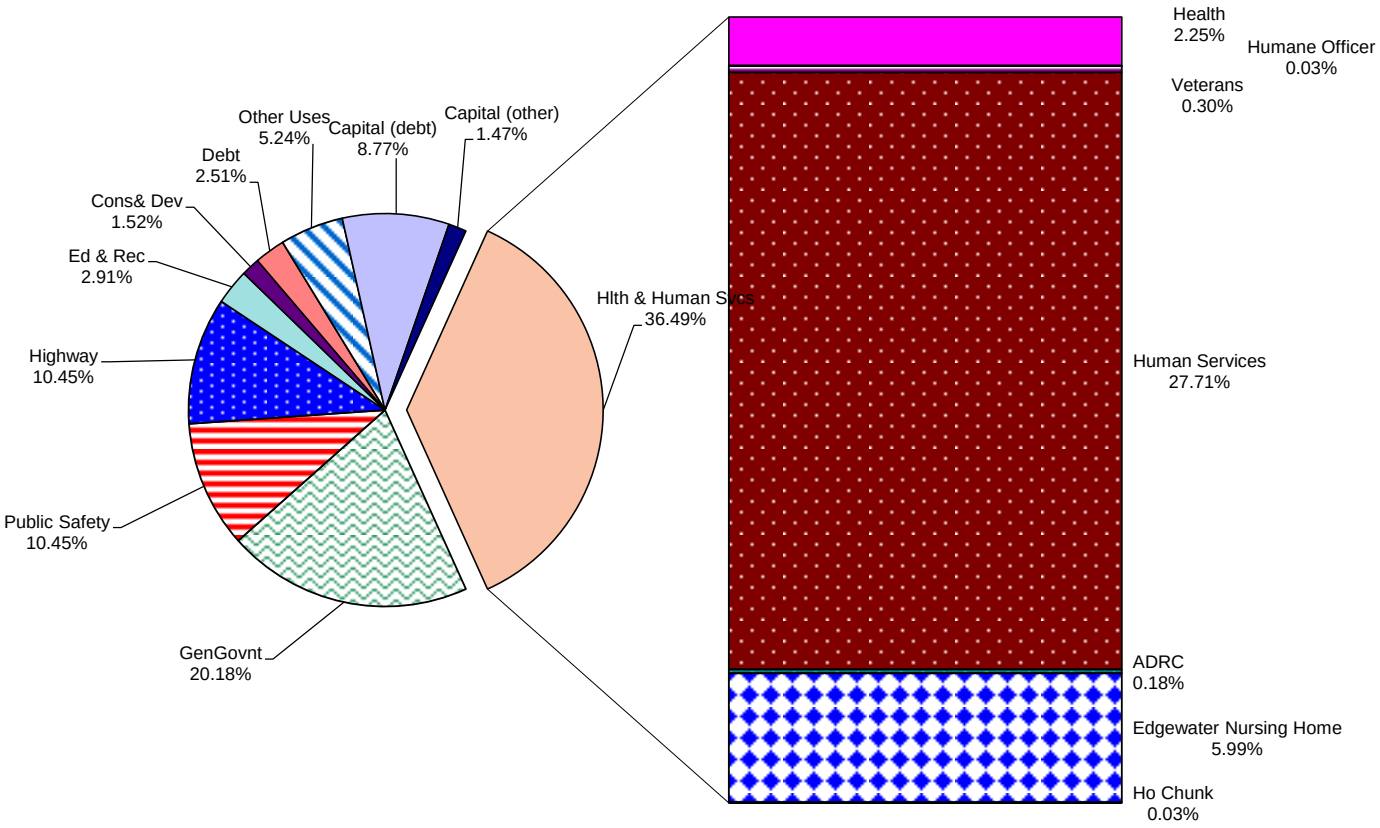

Detail by Percentage of Health and Human Services Expenses

Health

Statement of Purpose

Public Health for Wood County is the agency responsible for promotion of wellness, prevention of disease and provision of a healthful environment. The Department serves as an initiator, advocate and provider of preventive services to identify and minimize health risk. The Department collaborates with other professionals and consumers in the development of a systematic, community-wide network of services.

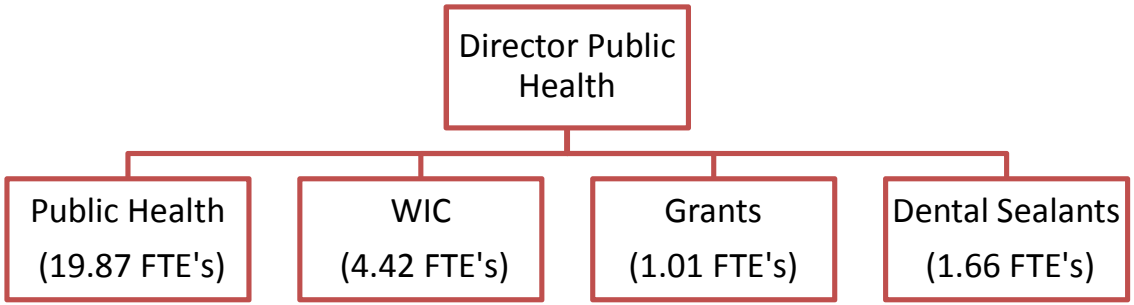

Number of Positions (FTE)	2017	2016	2015	2014	2013	2012	2011	2010	2009	2008
Total	27.96	24.80	24.94	25.30	25.30	25.30	25.34	24.72	25.06	26.76

WOOD COUNTY HEALTH DEPARTMENT BUDGET SUMMARY 2017							
Category	**PUBLIC HEALTH** **1501** **54121**	**WIC** **1502** **54122**	**GRANTS** **1503** **54128**	**DENTAL SEALANTS** **1504** **54130**	**2017** **Total**	**Incr(Decr)** **2016** **Budget**	**2016** **Total**
Personal Services	1,650,399	294,176	74,660	100,850	2,120,085	13.52%	1,867,580
Contractual Services	30,712	13,725	515	570	45,522	41.11%	32,260
Supplies and Expense	176,535	21,720	3,500	8,515	210,270	12.88%	186,278
Fixed Charges	98,283	16,237	215	4,550	119,285	9.40%	109,033
Debt Service	-	-	-	-	-	N/A	-
Grants, Contributions & Other	-	-	-	-	-	N/A	-
Total Operating Expenditures	1,955,929	345,858	78,890	114,485	2,495,162	13.67%	2,195,151
Capital Outlay	-	-	-	-	-	-100.00%	4,000
Other Financing Uses	-	-	-	-	-	N/A	-
Total Expenditures	1,955,929	345,858	78,890	114,485	2,495,162	13.46%	2,199,151
Intergovernmental	67,843	345,858	69,879	-	483,580	-4.40%	505,853
Licenses and Permits	324,658	-	-	-	324,658	90.98%	170,000
Fines, Forfeits and Penalties	-	-	-	-	-	N/A	-
Public Charges for Services	15,500	-	-	50,000	65,500	-18.13%	80,000
Intergovernmental Charges	71,704	-	-	-	71,704	241.45%	21,000
Miscellaneous	85,402	-	-	48,500	133,902	51.30%	88,500
Other Financing Sources	-	-	-	-	-	N/A	-
Total Revenues	565,107	345,858	69,879	98,500	1,079,344	24.73%	865,353
Beginning Carryover	-	6,021	36,635	72,488	115,144	35.58%	84,929
Ending Carryover	-	6,021	27,624	56,503	90,148	41.75%	63,594
Tax Levy	1,390,822	-	-	-	1,390,822	5.97%	1,312,463
							-
Total Number of Positions (FTE's)	20.87	4.42	1.01	1.66	27.96	3.17	24.79

WOOD COUNTY BUDGET
SUMMARY SHEET
2017

	2	
DEPT NUMBER		**1501**
DEPT	**PUBLIC HEALTH**	
A/C NAME	**PUBLIC HEALTH**	
FUNCTION		**54121**

Category	2017 Requested Budget	% Incr(Decr) 2016 Budget	2016 Revised Budget	Actual Through 6/30/2016	2016 Estimated	2015 Actual	2014 Actual	2013 Actual
Personal Services	$ 1,650,399	16.22%	$ 1,420,102	$ 652,838	$ 1,423,969	$ 1,354,035	$ 1,336,096	$ 1,290,026
Contractual Services	30,712	46.16%	21,013	11,718	26,291	19,974	83,456	106,695
Supplies and Expense	176,535	12.15%	157,412	48,364	198,380	126,099	148,704	305,519
Fixed Charges	98,283	22.97%	79,922	42,759	79,840	80,621	87,376	93,203
Debt Service	-	N/A	-	-	-	-	-	-
Grants, Contributions & Other	-	N/A	-	-	-	-	-	-
Total Operating Expenditures	1,955,929	16.53%	1,678,449	755,680	1,728,480	1,580,729	1,655,632	1,795,444
Capital Outlay	-	N/A	-	-	-	-	-	6,400
Other Financing Uses	-	N/A	-	-	-	-	-	-
Total Expenditures	$ 1,955,929	16.53%	$ 1,678,449	$ 755,680	$ 1,728,480	$ 1,580,729	$ 1,655,632	$ 1,801,844
Intergovernmental	67,843	-20.17%	84,986	33,560	67,630	75,399	72,820	93,084
Licenses and Permits	324,658	90.98%	170,000	128,187	174,104	172,267	178,285	179,418
Fines, Forfeits and Penalties	-	N/A	-	-	-	-	-	-
Public Charges for Services	15,500	-61.25%	40,000	11,724	15,085	34,154	53,585	58,108
Intergovernmental Charges	71,704	241.45%	21,000	18,358	23,621	22,552	22,288	20,931
Miscellaneous	85,402	70.80%	50,000	58,163	186,577	33,218	127,625	263,494
Other Financing Sources	-	N/A	-	-	-	-	-	-
Total Revenues	$ 565,107	54.41%	$ 365,986	$ 249,991	$ 467,017	$ 337,590	$ 454,603	$ 615,033
Beginning Carryover	-	N/A	-	-	-			-
Ending Carryover	-	N/A	-	-	-			-
Tax Levy	$ 1,390,822	5.97%	$ 1,312,463	$ 505,689	$ 1,261,463	$ 1,243,138	$ 1,201,029	$ 1,186,811

2 **Number of Positions (FTE's)**	2017 Requested Budget	% Incr(Decr) 2016 Budget	2016 Revised Budget	Actual Through 6/30/2016	2016 Estimated	2015 Actual	2014 Actual	2013 Actual
Regular	17.07	(0.94)	18.01			17.95	18.43	18.04
Part-Time/Temporary	0.23	0.23	-			-	-	-
Request for Program Improvement	2.60	2.60	-			-	-	-
Vacant	0.97	0.97	-			-	-	-
Total Number of Positions (FTE's)	20.87	2.86	18.01	-	-	17.95	18.43	18.04

WOOD COUNTY BUDGET
SUMMARY SHEET
2017

	3	
DEPT NUMBER		**1502**
DEPT	**PUBLIC HEALTH**	
A/C NAME	**WIC**	
FUNCTION		**54122**

Category	2017 Requested Budget	% Incr(Decr) 2016 Budget	2016 Revised Budget	Actual Through 6/30/2016	2016 Estimated	2015 Actual	2014 Actual	2013 Actual
Personal Services	$ 294,176	0.03%	$ 294,091	$ 134,991	$ 276,091	$ 270,202	$ 251,159	$ 247,324
Contractual Services	13,725	33.81%	10,257	7,449	13,288	15,766	14,974	7,852
Supplies and Expense	21,720	19.66%	18,151	8,698	25,024	28,356	25,515	16,888
Fixed Charges	16,237	-32.21%	23,952	11,241	23,497	23,820	21,077	17,496
Debt Service	-	N/A	-	-	-	-	-	-
Grants, Contributions & Other	-	N/A	-	-	-	-	-	-
Total Operating Expenditures	345,858	-0.17%	346,451	162,379	337,900	338,144	312,726	289,560
Capital Outlay	-	-100.00%	2,500	-	-	-	-	-
Other Financing Uses	-	N/A	-	-	-	-	-	-
Total Expenditures	$ 345,858	-0.89%	$ 348,951	$ 162,379	$ 337,900	$ 338,144	$ 312,726	$ 289,560
Intergovernmental	345,858	-0.89%	348,951	158,355	337,900	338,146	313,081	289,438
Licenses and Permits	-	N/A	-	-	-	-	-	-
Fines, Forfeits and Penalties	-	N/A	-	-	-	-	-	-
Public Charges for Services	-	N/A	-	-	-	-	-	-
Intergovernmental Charges	-	N/A	-	-	-	-	-	-
Miscellaneous	-	N/A	-	-	-	-	-	-
Other Financing Sources	-	N/A	-	-	-	-	-	-
Total Revenues	$ 345,858	-0.89%	$ 348,951	$ 158,355	$ 337,900	$ 338,146	$ 313,081	$ 289,438
Beginning Carryover	6,021	0.05%	6,018	6,021	6,021	6,019	5,663	5,785
Ending Carryover	6,021	0.05%	6,018	1,997	6,021	6,021	6,019	5,663
Tax Levy	$ -	N/A	$ -	$ -	$ -	$ -	$ -	$ -

3 **Number of Positions (FTE's)**	2017 Requested Budget	% Incr(Decr) 2016 Budget	2016 Revised Budget	Actual Through 6/30/2016	2016 Estimated	2015 Actual	2014 Actual	2013 Actual
Regular	4.42	(0.08)	4.50			4.62	4.50	4.86
Part-Time/Temporary	-	-	-			-	-	-
Request for Program Improvement	-	-	-			-	-	-
Vacant	-	-	-			-	-	-
Total Number of Positions (FTE's)	4.42	(0.08)	4.50	-	-	4.62	4.50	4.86

WOOD COUNTY BUDGET
SUMMARY SHEET
2017

	4	
DEPT NUMBER		**1503**
DEPT	**PUBLIC HEALTH**	
A/C NAME	**GRANTS**	
FUNCTION		**54128**

Category	2017 Requested Budget	% Incr(Decr) 2016 Budget	2016 Revised Budget	Actual Through 6/30/2016	2016 Estimated	2015 Actual	2014 Actual	2013 Actual
Personal Services	$ 74,660	-5.68%	$ 79,153	$ 33,825	$ 66,503	$ 68,835	$ 85,282	$ 86,763
Contractual Services	515	-15.57%	610	610	610	7,983	1,217	3,147
Supplies and Expense	3,500	250.00%	1,000	1,179	4,158	4,674	4,245	6,236
Fixed Charges	215	-86.41%	1,582	370	370	1,662	1,704	312
Debt Service	-	N/A	-	-	-	-	-	-
Grants, Contributions & Other	-	N/A	-	-	-	-	-	-
Total Operating Expenditures	78,890	-4.20%	82,345	35,983	71,641	83,153	92,448	96,458
Capital Outlay	-	N/A	-	-	-	-	-	-
Other Financing Uses	-	N/A	-	-	-	-	-	-
Total Expenditures	$ 78,890	-4.20%	$ 82,345	$ 35,983	$ 71,641	$ 83,153	$ 92,448	$ 96,458
Intergovernmental	69,879	-2.83%	71,916	26,797	69,879	82,167	91,716	94,688
Licenses and Permits	-	N/A	-	-	-	-	-	-
Fines, Forfeits and Penalties	-	N/A	-	-	-	-	-	-
Public Charges for Services	-	N/A	-	-	-	-	-	-
Intergovernmental Charges	-	N/A	-	-	-	-	-	-
Miscellaneous	-	N/A	-	-	-	-	-	-
Other Financing Sources	-	N/A	-	-	-	-	-	-
Total Revenues	$ 69,879	-2.83%	$ 71,916	$ 26,797	$ 69,879	$ 82,167	$ 91,716	$ 94,688
Beginning Carryover	36,635	0.88%	36,317	38,397	38,397	39,383	38,346	40,116
Ending Carryover	27,624	6.71%	25,888	29,210	36,635	38,397	37,614	38,346
Tax Levy	$ -	N/A	$ -	$ -	$ -	$ -	$ -	$ -

4 **Number of Positions (FTE's)**	2017 Requested Budget	% Incr(Decr) 2016 Budget	2016 Revised Budget	Actual Through 6/30/2016	2016 Estimated	2015 Actual	2014 Actual	2013 Actual
Regular	1.01	(0.16)	1.17			1.25	1.25	1.20
Part-Time/Temporary	-	-	-			-	-	-
Request for Program Improvement	-	-	-			-	-	-
Vacant	-	-	-			-	-	-
Total Number of Positions (FTE's)	1.01	(0.16)	1.17	-	-	1.25	1.25	1.20

WOOD COUNTY BUDGET
SUMMARY SHEET
2017

	5
DEPT NUMBER	**1504**
DEPT	**PUBLIC HEALTH**
A/C NAME	**DENTAL SEALANTS**
FUNCTION	**54130**

Category	2017 Requested Budget	% Incr(Decr) 2016 Budget	2016 Revised Budget	Actual Through 6/30/2016	2016 Estimated	2015 Actual	2014 Actual	2013 Actual
Personal Services	$ 100,850	35.85%	$ 74,234	$ 38,073	$ 74,210	$ 79,498	$ 70,362	$ 77,708
Contractual Services	570	50.00%	380	393	393	855	420	1,748
Supplies and Expense	8,515	-12.35%	9,715	2,788	6,612	13,123	11,303	10,566
Fixed Charges	4,550	27.20%	3,577	1,921	3,517	3,607	3,623	2,512
Debt Service	-	N/A	-	-	-	-	-	-
Grants, Contributions & Other	-	N/A	-	-	-	-	-	-
Total Operating Expenditures	114,485	30.24%	87,906	43,175	84,732	97,083	85,708	92,534
Capital Outlay	-	-100.00%	1,500	-	-	-	-	-
Other Financing Uses	-	N/A	-	-	-	-	-	-
Total Expenditures	$ 114,485	28.05%	$ 89,406	$ 43,175	$ 84,732	$ 97,083	$ 85,708	$ 92,534
Intergovernmental	-	N/A	-	-	-	-	-	-
Licenses and Permits	-	N/A	-	-	-	-	-	-
Fines, Forfeits and Penalties	-	N/A	-	-	-	-	-	-
Public Charges for Services	50,000	25.00%	40,000	21,250	43,136	51,359	43,281	42,885
Intergovernmental Charges	-	N/A	-	-	-	-	-	-
Miscellaneous	48,500	25.97%	38,500	7,097	41,597	66,459	43,616	39,519
Other Financing Sources	-	N/A	-	-	-	-	-	-
Total Revenues	$ 98,500	25.48%	$ 78,500	$ 28,347	$ 84,733	$ 117,818	$ 86,897	$ 82,404
Beginning Carryover	72,488	70.18%	42,594	72,487	72,487	51,752	50,562	60,693
Ending Carryover	56,503	78.31%	31,688	57,658	72,488	72,487	51,752	50,562
Tax Levy	$ -	N/A	$ -	$ -	$ -	$ -	$ -	$ -

5 **Number of Positions (FTE's)**	2017 Requested Budget	% Incr(Decr) 2016 Budget	2016 Revised Budget	Actual Through 6/30/2016	2016 Estimated	2015 Actual	2014 Actual	2013 Actual
Regular	0.90	0.04	0.86			1.12	1.12	1.20
Part-Time/Temporary	0.76	0.51	0.25			-	-	-
Request for Program Improvement	-	-	-			-	-	-
Vacant	-	-	-			-	-	-
Total Number of Positions (FTE's)	1.66	0.55	1.11	-	-	1.12	1.12	1.20

Veterans Services

Statement of Purpose

The County Veterans Service Office shall advise persons living in the service officer's county who served in the U.S. armed forces regarding any benefits to which they may be entitled or any complaint or problem arising out of such service and render to them and their dependents all possible assistance, make reports to the county board as required, cooperate with state and federal agencies which serve or grant aids or benefits to former military personnel, furnish information about veterans burial places to the Wisconsin Department of Veterans Affairs, separately and distinctly from any other county department.

In order to accomplish this mission the Wood County Veterans Service Office shall advise clients of their rights and responsibilities under applicable state and federal laws. Professional claims representation and advocacy services will be provided to ensure proper adjudication of claims by state and federal veterans agencies. Claims processing assistance will be provided to ensure efficient and effective claims processing for state and federal benefits and programs.

Counseling and referral services will be provided as necessary to meet client needs. Outreach services will be provided to extend service to those clients with special needs. Public information activities will be utilized to raise the visibility of the office within the county's veterans community, and to maintain general public support for the offices programs and services.

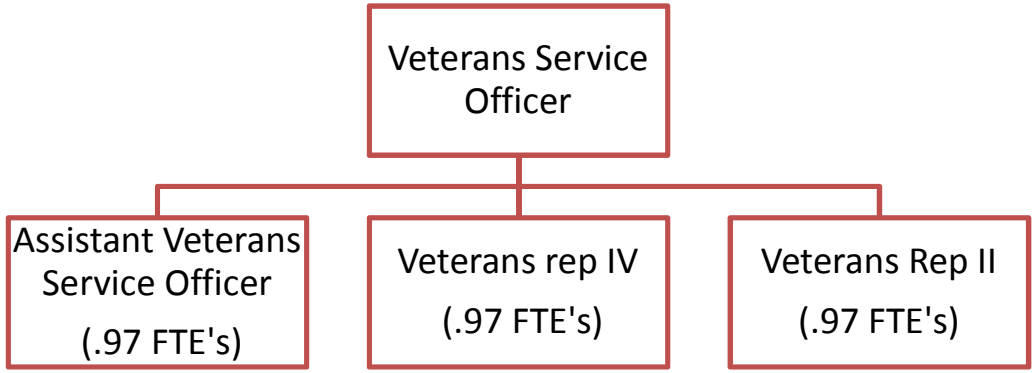

Number of Positions (FTE)	2017	2016	2015	2014	2013	2012	2011	2010	2009	2008
Total	3.91	3.91	3.91	3.91	3.91	3.91	3.91	3.91	3.91	3.91

WOOD COUNTY BUDGET SUMMARY 2017								
Category	**Veterans Relief** **3101** **54710**	**Veterans Service Officer** **3102** **54720**	**Veterans Donations** **3103** **54730**	**Care of Veterans Graves** **3104** **54740**	**WVDA Grant** **3105** **54750**	**2017** **Total**	**Incr(Decr)** **2016** **Budget**	**2016** **Total**
Personal Services	-	292,002	-	-	2,856	294,858	-1.85%	300,429
Contractual Services	-	1,441	-	-	3,210	4,651	21.09%	3,841
Supplies and Expense	411	6,769	300	2,865	5,434	15,779	25.73%	12,550
Fixed Charges	-	14,036	-	-	-	14,036	13.60%	12,356
Debt Service	-	-	-	-	-	-	N/A	-
Grants, Contributions & Other	3,750	-	-	-	-	3,750	0.00%	3,750
Total Operating Expenditures	4,161	314,248	300	2,865	11,500	333,074	0.04%	332,926
Capital Outlay	-	-	-	-	-	-	N/A	-
Other Financing Uses	-	-	-	-	-	-	N/A	-
Total Expenditures	4,161	314,248	300	2,865	11,500	333,074	0.04%	332,926
Intergovernmental	-	-	-	-	11,500	11,500	0.00%	11,500
Licenses and Permits	-	-	-	-	-	-	N/A	-
Fines, Forfeits and Penalties	-	-	-	-	-	-	N/A	-
Public Charges for Services	-	-	-	-	-	-	N/A	-
Intergovernmental Charges	-	-	-	-	-	-	N/A	-
Miscellaneous	-	-	250	-	-	250	0.00%	250
Other Financing Sources	-	-	-	-	-	-	N/A	-
Total Revenues	-	-	250	-	11,500	11,750	0.00%	11,750
Beginning Carryover	5,127	-	3,169	-	-	8,296	45.77%	5,691
Ending Carryover	4,627	-	3,119	-	-	7,746	50.67%	5,141
Tax Levy	3,661	314,248	-	2,865	-	320,774	0.05%	320,626
								-
Total Number of Positions (FTE's)	-	3.86	-	-	0.04	3.91	(0.00)	3.91

WOOD COUNTY BUDGET
SUMMARY SHEET
2017

	2
DEPT NUMBER	**3101**
DEPT	**VETERANS SERVICES**
A/C NAME	**Veterans Relief**
FUNCTION	**54710**

Category	2017 Requested Budget	% Incr(Decr) 2016 Budget	2016 Revised Budget	Actual Through 6/30/2016	2016 Estimated	2015 Actual	2014 Actual	2013 Actual
Personal Services	$ -	-100.00%	$ 63	$ 108	$ 111	$ 21	$ 18	$ 10
Contractual Services	-	N/A	-	-	-	-	-	-
Supplies and Expense	411	18.10%	348	11	11	275	228	137
Fixed Charges	-	N/A	-	-	-	-	-	-
Debt Service	-	N/A	-	-	-	-	-	-
Grants, Contributions & Other	3,750	0.00%	3,750	496	3,750	2,952	2,738	3,319
Total Operating Expenditures	4,161	0.00%	4,161	614	3,872	3,247	2,984	3,466
Capital Outlay	-	N/A	-	-	-	-	-	-
Other Financing Uses	-	N/A	-	-	-	-	-	-
Total Expenditures	$ 4,161	0.00%	$ 4,161	$ 614	$ 3,872	$ 3,247	$ 2,984	$ 3,466
Taxes	-	N/A	-	-	-	-	-	-
Intergovernmental	-	N/A	-	-	-	-	-	-
Licenses and Permits	-	N/A	-	-	-	-	-	-
Fines, Forfeits and Penalties	-	N/A	-	-	-	-	-	-
Public Charges for Services	-	N/A	-	-	-	-	-	-
Intergovernmental Charges	-	N/A	-	-	-	-	-	-
Miscellaneous	-	N/A	-	340	1,340	803	560	1,261
Other Financing Sources	-	N/A	-	-	-	-	-	-
Total Revenues	$ -	N/A	$ -	$ 340	$ 1,340	$ 803	$ 560	$ 1,261
Beginning Carryover	5,127	60.37%	3,197	3,998	3,998	2,782	1,795	1,500
Ending Carryover	4,627	71.56%	2,697	7,385	5,127	3,998	2,782	1,795
Tax Levy	$ 3,661	0.00%	$ 3,661	$ 3,661	$ 3,661	$ 3,661	$ 3,411	$ 2,500

2 **Number of Positions (FTE's)**	2017 Requested Budget	% Incr(Decr) 2016 Budget	2016 Revised Budget	Actual Through 6/30/2016	2016 Estimated	2015 Actual	2014 Actual	2013 Actual
Regular	-	-	-			-	-	-
Part-Time/Temporary	-	-						
Request for Program Improvement	-	-						
Vacant	-	-						
Total Number of Positions (FTE's)	-	-	-	-	-	-	-	-

WOOD COUNTY BUDGET
SUMMARY SHEET
2017

	3
DEPT NUMBER	**3102**
DEPT	**VETERANS SERVICES**
A/C NAME	**Veterans Service Officer**
FUNCTION	**54720**

Category	2017 Requested Budget	% Incr(Decr) 2016 Budget	2016 Revised Budget	Actual Through 6/30/2016	2016 Estimated	2015 Actual	2014 Actual	2013 Actual
Personal Services	$ 292,002	-0.90%	$ 294,640	$ 134,633	$ 294,640	$ 290,844	$ 282,706	$ 274,377
Contractual Services	1,441	-3.61%	1,495	1,594	1,200	3,353	2,318	3,024
Supplies and Expense	6,769	20.68%	5,609	1,724	4,614	3,004	4,723	7,470
Fixed Charges	14,036	13.60%	12,356	6,456	12,356	12,113	14,224	16,840
Debt Service	-	N/A	-	-	-	-	-	-
Grants, Contributions & Other	-	N/A	-	-	-	-	-	-
Total Operating Expenditures	314,248	0.05%	314,100	144,407	312,810	309,314	303,970	301,710
Capital Outlay	-	N/A	-	-	-	-	-	-
Other Financing Uses	-	N/A	-	-	-	-	-	-
Total Expenditures	$ 314,248	0.05%	$ 314,100	$ 144,407	$ 312,810	$ 309,314	$ 303,970	$ 301,710
Intergovernmental	-	N/A	-	-	-	-	-	-
Licenses and Permits	-	N/A	-	-	-	-	-	-
Fines, Forfeits and Penalties	-	N/A	-	-	-	-	-	-
Public Charges for Services	-	N/A	-	-	-	-	-	-
Intergovernmental Charges	-	N/A	-	-	-	-	-	-
Miscellaneous	-	N/A	-	-	-	-	-	-
Other Financing Sources	-	N/A	-	-	-	-	-	-
Total Revenues	$ -	N/A	$ -	$ -	$ -	$ -	$ -	$ -
Beginning Carryover		N/A						
Ending Carryover		N/A						
Tax Levy	$ 314,248	0.05%	$ 314,100	$ 144,407	$ 312,810	$ 309,314	$ 303,970	$ 301,710

3 7 Number of Positions (FTE's)	2017 Requested Budget	% Incr(Decr) 2016 Budget	2016 Revised Budget	Actual Through 6/30/2016	2016 Estimated	2015 Actual	2014 Actual	2013 Actual
Regular	3.86	0.04	3.82			3.91	3.91	3.91
Part-Time/Temporary	-	-						
Request for Program Improvement	-	-						
Vacant	-	-						
Total Number of Positions (FTE's)	3.86	0.04	3.82	-	-	3.91	3.91	3.91

WOOD COUNTY BUDGET
SUMMARY SHEET
2017

	4
DEPT NUMBER	**3103**
DEPT	**VETERANS SERVICES**
A/C NAME	**Veterans Donations**
FUNCTION	**54730**

Category	2017 Requested Budget	% Incr(Decr) 2016 Budget	2016 Revised Budget	Actual Through 6/30/2016	2016 Estimated	2015 Actual	2014 Actual	2013 Actual
Personal Services	$ -	N/A	$ -	$ -	$ -	$ -	$ -	$ -
Contractual Services	-	N/A	-	-	-	-	-	-
Supplies and Expense	300	0.00%	300	270	-	125	215	225
Fixed Charges	-	N/A	-	-	-	-	-	-
Debt Service	-	N/A	-	-	-	-	-	-
Grants, Contributions & Other	-	N/A	-	-	-	-	-	-
Total Operating Expenditures	300	0.00%	300	270	-	125	215	225
Capital Outlay	-	N/A	-	-	-	-	-	-
Other Financing Uses	-	N/A	-	-	-	-	-	-
Total Expenditures	$ 300	0.00%	$ 300	$ 270	$ -	$ 125	$ 215	$ 225
Intergovernmental	-	N/A	-	-	-	-	-	-
Licenses and Permits	-	N/A	-	-	-	-	-	-
Fines, Forfeits and Penalties	-	N/A	-	-	-	-	-	-
Public Charges for Services	-	N/A	-	-	-	-	-	-
Intergovernmental Charges	-	N/A	-	-	-	-	-	-
Miscellaneous	250	0.00%	250	200	600	-	350	-
Other Financing Sources	-	N/A	-	-	-	-	-	-
Total Revenues	$ 250	0.00%	$ 250	$ 200	$ 600	$ -	$ 350	$ -
Beginning Carryover	3,169	27.06%	2,494	2,569	2,569	2,694	2,559	2,784
Ending Carryover	3,119	27.62%	2,444	2,499	3,169	2,569	2,694	2,559
Tax Levy	$ -	N/A	$ -	$ -	$ -	$ -	$ -	$ -

4 **Number of Positions (FTE's)**	2017 Requested Budget	% Incr(Decr) 2016 Budget	2016 Revised Budget	Actual Through 6/30/2016	2016 Estimated	2015 Actual	2014 Actual	2013 Actual
Regular	-	-	-			-	-	-
Part-Time/Temporary	-	-						
Request for Program Improvement	-	-						
Vacant	-	-						
Total Number of Positions (FTE's)	-	-	-	-	-	-	-	-

WOOD COUNTY BUDGET
SUMMARY SHEET
2017

	5
DEPT NUMBER	**3104**
DEPT	**VETERANS SERVICES**
A/C NAME	**Care of Veterans Graves**
FUNCTION	**54740**

Category	2017 Requested Budget	% Incr(Decr) 2016 Budget	2016 Revised Budget	Actual Through 6/30/2016	2016 Estimated	2015 Actual	2014 Actual	2013 Actual
Personal Services	$ -	N/A	$ -	$ -	$ -	$ -	$ -	$ -
Contractual Services	-	N/A	-	-	-	-	-	-
Supplies and Expense	2,865	0.00%	2,865	265	2,865	2,865	2,864	2,843
Fixed Charges	-	N/A	-	-	-	-	-	-
Debt Service	-	N/A	-	-	-	-	-	-
Grants, Contributions & Other	-	N/A	-	-	-	-	-	-
Total Operating Expenditures	2,865	0.00%	2,865	265	2,865	2,865	2,864	2,843
Capital Outlay	-	N/A	-	-	-	-	-	-
Other Financing Uses	-	N/A	-	-	-	-	-	-
Total Expenditures	$ 2,865	0.00%	$ 2,865	$ 265	$ 2,865	$ 2,865	$ 2,864	$ 2,843
Intergovernmental	-	N/A	-	-	-	-	-	-
Licenses and Permits	-	N/A	-	-	-	-	-	-
Fines, Forfeits and Penalties	-	N/A	-	-	-	-	-	-
Public Charges for Services	-	N/A	-	-	-	-	-	-
Intergovernmental Charges	-	N/A	-	-	-	-	-	-
Miscellaneous	-	N/A	-	-	-	-	-	-
Other Financing Sources	-	N/A	-	-	-	-	-	-
Total Revenues	$ -	N/A	$ -	$ -	$ -	$ -	$ -	$ -
Beginning Carryover	-	N/A						
Ending Carryover		N/A						
Tax Levy	$ 2,865	0.00%	$ 2,865	$ 265	$ 2,865	$ 2,865	$ 2,864	$ 2,843

5 Number of Positions (FTE's)	2017 Requested Budget	% Incr(Decr) 2016 Budget	2016 Revised Budget	Actual Through 6/30/2016	2016 Estimated	2015 Actual	2014 Actual	2013 Actual
Regular	-	-	-			-	-	-
Part-Time/Temporary	-	-						
Request for Program Improvement	-	-						
Vacant	-	-						
Total Number of Positions (FTE's)	-	-	-	-	-	-	-	-

WOOD COUNTY BUDGET
SUMMARY SHEET
2017

	6
DEPT NUMBER	**3105**
DEPT	**VETERANS SERVICES**
A/C NAME	**WVDA Grant**
FUNCTION	**54750**

Category	2017 Requested Budget	% Incr(Decr) 2016 Budget	2016 Revised Budget	Actual Through 6/30/2016	2016 Estimated	2015 Actual	2014 Actual	2013 Actual
Personal Services	$ 2,856	-50.12%	$ 5,726	$ 632	$ 5,750	$ -	$ -	$ -
Contractual Services	3,210	36.83%	2,346	-	2,489	700	2,295	-
Supplies and Expense	5,434	58.52%	3,428	338	1,242	6,354	2,475	-
Fixed Charges	-	N/A	-	-	-	-	-	-
Debt Service	-	N/A	-	-	-	-	-	-
Grants, Contributions & Other	-	N/A	-	-	-	-	-	-
Total Operating Expenditures	11,500	0.00%	11,500	970	9,481	7,054	4,770	-
Capital Outlay	-	N/A	-	-	-	-	-	-
Other Financing Uses	-	N/A	-	-	-	-	-	-
Total Expenditures	$ 11,500	0.00%	$ 11,500	$ 970	$ 9,481	$ 7,054	$ 4,770	$ -
Intergovernmental	11,500	0.00%	11,500	812	8,817	11,500	11,500	11,500
Licenses and Permits	-	N/A	-	-	-	-	-	-
Fines, Forfeits and Penalties	-	N/A	-	-	-	-	-	-
Public Charges for Services	-	N/A	-	-	-	-	-	-
Intergovernmental Charges	-	N/A	-	-	-	-	-	-
Miscellaneous	-	N/A	-	-	-	-	-	-
Other Financing Sources	-	N/A	-	-	-	-	-	-
Total Revenues	$ 11,500	0.00%	$ 11,500	$ 812	$ 8,817	$ 11,500	$ 11,500	$ 11,500
Beginning Carryover		N/A						
Ending Carryover		N/A						
Tax Levy	$ -	N/A	$ -	$ 159	$ 664	$ (4,446)	$ (6,730)	$ (11,500)

6 Number of Positions (FTE's)	2017 Requested Budget	% Incr(Decr) 2016 Budget	2016 Revised Budget	Actual Through 6/30/2016	2016 Estimated	2015 Actual	2014 Actual	2013 Actual
Regular	0.04	(0.05)	0.09			-	-	-
Part-Time/Temporary	-	-						
Request for Program Improvement	-	-						
Vacant	-	-						
Total Number of Positions (FTE's)	0.04	(0.05)	0.09	-	-	-	-	-

Humane Officer

Statement of Purpose

Provide education, advice and enforcement on animal neglect/welfare issues and follow up on animal bite reports with appropriate animal quarantines and rabies investigations.

Humane Officer

Number of Positions (FTE)	2017	2016	2015	2014	2013	2012	2011	2010	2009	2008
Total	.23	.23	.23	.23	.23	.23	.23	.23	.23	.15

WOOD COUNTY BUDGET
SUMMARY SHEET
2017

	2
DEPT NUMBER	**3901**
DEPT	**HUMANE OFFICER**
A/C NAME	**Humane Officer**
FUNCTION	**54129**

Category	2017 Requested Budget	% Incr(Decr) 2016 Budget	2016 Revised Budget	Actual Through 6/30/2016	2016 Estimated	2015 Actual	2014 Actual	2013 Actual
Personal Services	$ 23,284	0.00%	$ 23,284	$ 11,716	$ 23,284	$ 22,638	$ 22,588	$ 25,858
Contractual Services	1,100	0.00%	1,100	88	1,100	306	310	937
Supplies and Expense	6,308	4.99%	6,008	2,849	6,008	5,775	5,945	7,603
Fixed Charges	72	-32.71%	107	107	107	100	105	101
Debt Service	-	N/A	-	-	-	-	-	-
Grants, Contributions & Other	-	N/A	-	-	-	-	-	-
Total Operating Expenditures	30,764	0.87%	30,499	14,760	30,499	28,819	28,948	34,499
Capital Outlay	-	N/A	-	-	-	-	-	-
Other Financing Uses	-	N/A	-	-	-	-	-	-
Total Expenditures	$ 30,764	0.87%	$ 30,499	$ 14,760	$ 30,499	$ 28,819	$ 28,948	$ 34,499
Taxes	-	N/A	-	-	-	-	-	-
Intergovernmental	-	N/A	-	-	-	-	-	-
Licenses and Permits	10,000	0.00%	10,000	-	10,000	10,000	10,000	10,000
Fines, Forfeits and Penalties	-	N/A	-	-	-	-	-	781
Public Charges for Services	-	N/A	-	-	-	-	-	-
Intergovernmental Charges	-	N/A	-	-	-	-	-	-
Miscellaneous	-	N/A	-	-	-	-	-	-
Other Financing Sources	-	N/A	-	-	-	-	-	-
Total Revenues	$ 10,000	0.00%	$ 10,000	$ -	$ 10,000	$ 10,000	$ 10,000	$ 10,781
Beginning Carryover		N/A						
Ending Carryover		N/A						
Tax Levy	$ 20,764	1.29%	$ 20,499	$ 14,760	$ 20,499	$ 18,819	$ 18,948	$ 23,718

2 **Number of Positions (FTE's)**	2017 Requested Budget	% Incr(Decr) 2016 Budget	2016 Revised Budget	Actual Through 6/30/2016	2016 Estimated	2015 Actual	2014 Actual	2013 Actual
Regular	-		0.23			0.23	0.23	0.23
Part-Time/Temporary	0.23							
Request for Program Improvement	-							
Vacant	-							
Total Number of Positions (FTE's)	0.23	-	0.23	-	-	0.23	0.23	0.23

Human Service

Statement of Purpose

The mission of the Wood County Human Services Department, in partnership with the community, is to provide quality, cost effective and accessible human services that maximize the potential of individuals and families.

Working with people to enhance their quality of life.

Our Values

Teamwork
Confidentiality
Self-determination
Professional integrity
Non-judgmental respect
Good physical and emotional health
Empowerment through education and awareness
Shared responsibility between agency, clients, and community
Self-sufficiency

Our Strategy

Protect and empower the vulnerable
Promote positive lifestyles
Prevent unhealthy behaviors
Provide access to economic, medical, & social assistance

Our Methods

Connect people with community resources
Cooperate with clients to promote positive change
Coordinate delivery of services with our clients
Collaborate with clients and other agencies and professionals

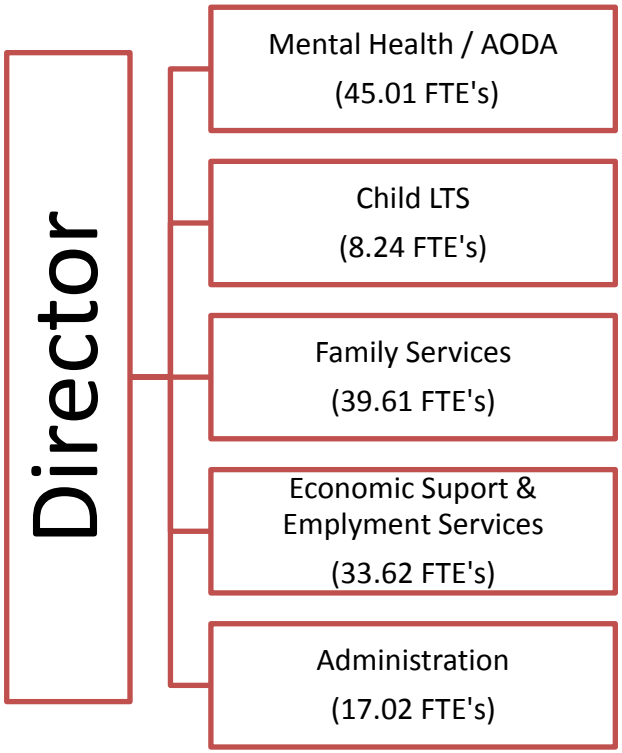

Number of Positions (FTE)	2017	2016	2015	2014	2013	2012	2011	2010	2009	2008
Total	143.50	145.87	141.98	138.91	138.07	139.90	140.84	138.76	138.83	145.67

WOOD COUNTY
BUDGET SUMMARY - HUMAN SERVICES - COMMUNITY
2017

Category	MENTAL HEALTH/ALCOHOL & OTHER DRUGS	MENTAL HEALTH/ALCOHOL & OTHER DRUGS	MENTAL HEALTH/ALCOHOL & OTHER DRUGS	MENTAL HEALTH/ALCOHOL & OTHER DRUGS	MENTAL HEALTH/AODA	MENTAL HEALTH/ALCOHOL & OTHER DRUGS	MENTAL HEALTH/ALCOHOL & OTHER DRUGS	MENTAL HEALTH/ALCOHOL & OTHER DRUGS	MENTAL HEALTH/AODA	MENTAL HEALTH/AODA	CHILDRENS LONG TERM SUPPORT PROGRAM	CHILDRENS LONG TERM SUPPORT PROGRAM	CHILDRENS LONG TERM SUPPORT PROGRAM	CHILDRENS LTS
	4055	4060	4065	4070	4075	4080	4085	4090	4095	4055-4095	4040	4045	4050	4040-4050
	COMMUNITY SUPPORT PROGRAM/TREATMENT TEAM (CSP/CTT)	OUTPATIENT CLINIC MENTAL HEALTH (OPC MH)	COMPREHENSIVE COMMUNITY SERIVCES (CCS)	CRISIS LEGAL SERVICES	MH CONTR COP	OUTPAITENT CLINIC ALCOHOL & OTHER DRUGS (OPC AODA)	OUTPATIENT CLINIC DAY TREATMENT PORGRAM (OPC DAY TMT)	ALCOHOL/OTHER DRUGS CERTIFIED BED RESIDENTIAL FACILITY (AODA CBRF)	AODA CONTRACT	TOTAL	BIRTH TO THREE	FAMILY SUPPORT	CHILDRENS WAIVER	TOTAL
	54455	54460	54465	54470	54475	54480	54485	54490	54495	54455-95	54440	54445	54450	54440-50
Personal Services	$ 522,865	$ 1,210,379	$ 977,553	$ 634,682	$ -	$ 430,326	$ 75,008	$ -	$ -	$ 3,850,813	$ 267,239	$ 213,384	$ 186,216	$ 666,839
Contractual Services	3,170	90,000	624,000	28,850	1,555,300	300	-	-	104,900	2,406,520	167,500	151,595	13,600	332,695
Supplies and Expense	15,350	7,300	27,070	21,190	-	52,440	1,120	-	-	124,470	11,000	6,690	5,050	22,740
Fixed Charges	939	-	938	-	-	-	-	-	-	1,877	-	-	-	-
Debt Service	-	-	-	-	-	-	-	-	-	-	-	-	-	-
Grants, Contributions & Other	-	-	-	8,000	-	-	-	-	-	8,000	-	-	-	-
Total Operating Expenditures	542,324	1,307,679	1,629,561	692,722	1,555,300	483,066	76,128	-	104,900	6,391,680	445,739	371,669	204,866	1,022,274
Capital Outlay	-	-	-	-	-	-	-	-	-	-	-	-	-	-
Other Financing Uses	-	-	-	-	-	-	-	-	-	-	-	-	-	-
Total Expenditures	$ 542,324	$ 1,307,679	$ 1,629,561	$ 692,722	$ 1,555,300	$ 483,066	$ 76,128	$ -	$ 104,900	$ 6,391,680	$ 445,739	$ 371,669	$ 204,866	$ 1,022,274
Intergovernmental	339,482	280,459	202,843	399,420	694,486	259,500	93,221	-	110,862	2,380,273	142,664	186,128	24,800	353,592
Licenses and Permits	-	-	-	-	-	-	-	-	-	-	-	-	-	-
Fines, Forfeits and Penalties	-	-	-	-	-	-	-	-	-	-	-	-	-	-
Public Charges for Services	51,410	495,520	1,694,248	31,592	280,124	316,565	132,392	-	-	3,001,851	116,229	39,347	204,000	359,576
Intergovernmental Charges	-	-	-	-	-	-	-	-	40,000	40,000	-	-	-	-
Miscellaneous	-	-	-	-	-	-	-	-	-	-	-	1,200	-	1,200
Other Financing Sources	-	-	-	-	-	-	-	-	-	-	-	-	-	-
Total Revenues	$ 390,892	$ 775,979	$ 1,897,091	$ 431,012	$ 974,610	$ 576,065	$ 225,613	$ -	$ 150,862	$ 5,422,124	$ 258,893	$ 226,675	$ 228,800	$ 714,368
Beginning Carryover	-	-	-	-	-	-	-	-	-	-	-	-	-	-
Ending Carryover	-	-	-	-	-	-	-	-	-	-	-	-	-	-
Tax Levy	$ 151,432	$ 531,700	$ (267,530)	$ 261,710	$ 580,690	$ (92,999)	$ (149,485)	$ -	$ (45,962)	$ 969,556	$ 186,846	$ 144,994	$ (23,934)	$ 307,906
Total Number of Positions (FTE's)	6.42	11.54	12.23	8.04	-	5.78	1.00	-	-	45.01	3.24	2.69	2.31	8.24

Category	FAMILY SERVICES	FAMILY SERVICES	FAMILY SERVICES	ECONOMIC SUPPORT/EE SERVICES	ECONOMIC SUPPORT/EES ERVICES	ECONOMIC SUPPORT/EESER VICES	ECONOMIC SUPPORT/EESE RVICES	ECONOMIC SUPPORT/EES ERVICES	ECONOMIC SUPPORT/EE SERVICES	ECONOMIC SUPPORT/EES ERVICES	ADMIN/OVH/SU PPORT	2017	Incr(Decr)	2016
	4001	4005	4001-4005	4010	4013	4020	4025	4030	4035	4010-4035	4099			
	CHILD WELFARE	YOUTH AIDS	TOTAL	CHILD CARE	TRANSPORTA TION	ECONOMIC SUPPORT/EESER VICES (ESS)	FOOD SHARE EMPLOYMENT TRAINING (FSET)	FOOD SHARE EMPLOYMENT TRAINING 50/50 (FSET)	LOW INOCME ENERGY ASSISTANCE PROGRAM (LIEAP)	TOTAL	ADMINISTRATI ON			
	54401	54405	54401-54405	54410	54413	54420	54425	54430	54435	54410-54435	54500	Total	Budget	Total
Personal Services	$ 1,829,307	$ 1,405,404	$ 3,234,711	$ 133,064	$ 240,681	$ 1,216,925	$ 494,746	$ 70,480	$ 73,551	$ 2,229,447	$ 1,155,460	$ 11,137,270	0.57%	$ 11,073,827
Contractual Services	1,587,861	1,555,268	3,143,129	4,300	22,100	10,581	841,700	517,000	48,000	1,443,681	1,007,057	8,333,082	-0.93%	8,410,892
Supplies and Expense	96,000	70,500	166,500	3,200	88,700	10,700	24,800	1,200	1,800	130,400	83,122	527,232	-9.23%	580,841
Fixed Charges	-	-	-	-	9,789	-	-	-	-	9,789	837,604	849,270	7.95%	786,722
Debt Service	-	-	-	-	-	-	-	-	-	-	-	-	N/A	-
Grants, Contributions & Other	212,490	-	212,490	-	-	-	700,000	1,500	-	701,500	5,000	926,990	-43.98%	1,654,702
										-				
Total Operating Expenditures	3,725,658	3,031,172	6,756,830	140,564	361,270	1,238,206	2,061,246	590,180	123,351	4,514,817	3,088,243	21,773,844	-3.26%	22,506,984
Capital Outlay	-	-	-	-	68,000	-	-	-	-	68,000	-	68,000	161.54%	26,000
Other Financing Uses	19,443	-	19,443	-	-	(15,079)	-	-	-	(15,079)	-	4,364	N/A	-
Total Expenditures	$ 3,745,101	3,031,172	$ 6,776,273	$ 140,564	$ 429,270	$ 1,223,127	$ 2,061,246	$ 590,180	$ 123,351	$ 4,567,738	$ 3,088,243	$ 21,846,208	-3.05%	$ 22,532,984
Intergovernmental	1,541,010	1,241,778	2,782,788	147,000	191,936	1,145,104	2,211,889	589,430	152,875	4,438,234	1,064,997	11,019,884	-2.90%	11,348,561
Licenses and Permits	-	-	-	-	-	-	-	-	-	-	-	-	N/A	-
Fines, Forfeits and Penalties	-	-	-	-	-	-	-	-	-	-	-	-	N/A	-
Public Charges for Services	192,500	80,000	272,500	1,000	141,500	-	-	-	-	142,500	87,000	3,863,427	-9.77%	4,281,859
Intergovernmental Charges	-	-	-	-	-	-	-	-	-	-	-	40,000	0.00%	40,000
Miscellaneous	-	-	-	-	-	-	-	750	-	750	43,453	45,403	-6.34%	48,478
Other Financing Sources	-	-	-	-	54,400	-	-	-	-	54,400	26,258	80,658	N/A	-
Total Revenues	$ 1,733,510	$ 1,321,778	$ 3,055,288	$ 148,000	$ 387,836	$ 1,145,104	$ 2,211,889	$ 590,180	$ 152,875	$ 4,635,884	$ 1,221,708	$ 15,049,372	-4.26%	$ 15,718,898
Beginning Carryover	-	-	-	-	199,989	-	-	-	-	199,989	-	199,989	-85.76%	1,404,014
Ending Carryover	-	-	-	-	222,335	-	-	-	-	222,335	-	222,335	-84.13%	1,401,353
Tax Levy	$ 2,011,591	$ 1,709,394	$ 3,720,985	$ (7,436)	$ 63,780	$ 78,023	$ (150,643)	$ -	$ (29,524)	$ (45,800)	$ 1,866,535	$ 6,819,182	0.11%	$ 6,811,425
														-
Total Number of Positions (FTE's)	22.85	16.76	39.61	1.89	4.71	17.85	7.03	0.97	1.17	33.62	17.02	143.50	(2.38)	145.88

WOOD COUNTY BUDGET
HUMAN SERVICES - COMMUNITY SUMMARY SHEET
2017

	27	
DEPT NUMBER	**0**	
DEPT	**HUMAN SERVICES - COMMUNITY**	
A/C NAME	**SUMMARY**	
FUNCTION	**TOTAL**	

Category	**2017 Requested Budget**	**% Incr(Decr) 2016 Budget**	**2016 Revised Budget**	**Actual Through 6/30/2016**	**2016 Estimated**	**2015 Actual**	**2014 Actual**	**2013 Actual**
Personal Services	$ 11,137,270	0.57%	$ 11,073,827	$ 4,958,284	$ 10,541,531	$ 9,979,118	$ 9,599,923	$ 9,280,279
Contractual Services	8,333,082	-0.93%	8,410,892	3,356,519	8,085,809	7,192,328	5,772,261	6,321,105
Supplies and Expense	527,232	-9.23%	580,841	244,074	539,353	509,519	516,076	532,171
Fixed Charges	849,270	7.95%	786,722	442,088	780,234	697,729	749,306	758,270
Debt Service	-	N/A	-	-	-	-	-	-
Grants, Contributions & Other	926,990	-43.98%	1,654,702	210,325	714,702	338,689	259,053	276,388
Total Operating Expenditures	21,773,844	-3.26%	22,506,984	9,211,289	20,661,629	18,717,383	16,896,619	17,168,212
Capital Outlay	68,000	161.54%	26,000	25,821	25,821	203,524	3,995	48,813
Other Financing Uses	4,364	N/A	-	1,939	35,912	6,694	(13,051)	399,755
Total Expenditures	$ 21,846,208	-3.05%	$ 22,532,984	$ 9,239,049	$ 20,723,362	$ 18,927,602	$ 16,887,563	$ 17,616,780
Intergovernmental	11,019,884	-2.90%	11,348,561	3,851,286	10,365,320	9,304,232	8,430,196	8,250,802
Licenses and Permits	-	N/A	-	-	-	-	-	-
Fines, Forfeits and Penalties	-	N/A	-	-	-	-	-	-
Public Charges for Services	3,863,427	-9.77%	4,281,859	1,219,473	3,231,396	3,097,850	2,480,491	2,568,143
Intergovernmental Charges	40,000	0.00%	40,000	22,233	44,466	47,000	42,759	40,000
Miscellaneous	45,403	-6.34%	48,478	24,129	53,743	55,847	92,211	41,565
Other Financing Sources	80,658	N/A	-	-	-	171,672	459,926	279,732
Total Revenues	$ 15,049,372	-4.26%	$ 15,718,898	$ 5,117,121	$ 13,694,925	$ 12,676,602	$ 11,505,582	$ 11,180,241
Beginning Carryover	199,989	-85.76%	1,404,014	280,659	280,659	282,304	(968,569)	(837,957)
Ending Carryover	222,335	-84.13%	1,401,353	334,035	199,989	280,659	282,304	(968,569)
Tax Levy	6,819,182	0.11%	6,811,425	4,175,304	6,947,767	6,249,355	6,632,854	6,305,927

10 **Number of Positions (FTE's)**	**2017 Requested Budget**	**% Incr(Decr) 2016 Budget**	**2016 Revised Budget**	**Actual Through 6/30/2016**	**2016 Estimated**	**2015 Actual**	**2014 Actual**	**2013 Actual**
Regular	133.73		142.21			136.40	138.91	138.07
Part-Time/Temporary	0.73		0.73			0.73	-	-
Request for Program Improvement	0.97		2.94			4.85	-	-
Vacant	8.08		-			-	-	-
Total Number of Positions (FTE's)	143.50	-	145.88	-	-	141.98	138.91	138.07

Mental Health / AODA

Statement of Purpose

The vision of the Behavioral Health Services Division is to provide a seamless and integrated continuum of care and services which is person-centered, recovery focused, and encourages achievement of personal life goals.

Within the Behavioral Health Services Division, there is a continuum of care and services for mental health and Alcohol & Other Drug Abuse (AODA) clientele. This continuum includes:

- Outpatient clinic therapists and counselors providing individual and group counseling to mental health and AODA clientele
- Day Treatment and CBRF for AODA clients
- Community Support Programs, Comprehensive Community Services and targeted case management for adults with mental health and substance abuse issues who require more than outpatient clinic services
- Legal services for following commitments and settlement agreements, conducting APS investigations, and processing guardianships.
- 24-7 crisis line
- Mobile crisis services

WOOD COUNTY BUDGET
HUMAN SERVICES - COMMUNITY SUMMARY SHEET
2017

DEPT NUMBER	**2**
DEPT	**MENTAL HEALTH/ALCOHOL & OTHER DRUGS**
A/C NAME	**SUMMARY**
FUNCTION	**TOTAL**

Category	2017 Requested Budget	% Incr(Decr) 2016 Budget	2016 Revised Budget	Actual Through 6/30/2016	2016 Estimated	2015 Actual	2014 Actual	2013 Actual
Personal Services	$ 3,850,813	-3.91%	$ 4,007,402	$ 1,657,536	$ 3,530,017	$ 3,311,989	$ 3,212,673	$ 3,066,327
Contractual Services	2,406,520	-2.27%	2,462,385	830,061	2,254,059	1,816,347	1,851,987	2,560,790
Supplies and Expense	124,470	-13.29%	143,540	54,596	130,101	112,114	127,376	164,900
Fixed Charges	1,877	-94.10%	31,800	15,000	31,877	31,877	31,900	107,895
Debt Service	-	N/A	-	-	-	-	-	-
Grants, Contributions & Other	8,000	0.00%	8,000	1,229	8,000	5,063	1,129	3,543
Total Operating Expenditures	6,391,680	-3.93%	6,653,127	2,558,423	5,954,054	5,277,390	5,225,065	5,903,455
Capital Outlay	-	-100.00%	26,000	25,821	25,821	-	-	20,824
Other Financing Uses	-	N/A	-	-	-	5,545	-	-
Total Expenditures	$ 6,391,680	-4.30%	$ 6,679,127	$ 2,584,244	$ 5,979,875	$ 5,282,934	$ 5,225,065	$ 5,924,279
Intergovernmental	2,380,273	4.04%	2,287,839	700,438	2,378,138	2,165,931	2,148,742	2,238,727
Licenses and Permits	-	N/A	-	-	-	-	-	-
Fines, Forfeits and Penalties	-	N/A	-	-	-	-	-	-
Public Charges for Services	3,001,851	-10.85%	3,367,005	865,041	2,466,938	2,369,539	1,503,427	1,769,962
Intergovernmental Charges	40,000	0.00%	40,000	22,233	44,466	47,000	42,759	40,000
Miscellaneous	-	N/A	-	-	-	-	-	21,612
Other Financing Sources	-	N/A	-	-	-	-	-	-
Total Revenues	$ 5,422,124	-4.79%	$ 5,694,844	$ 1,587,712	$ 4,889,542	$ 4,582,470	$ 3,694,928	$ 4,070,302
Beginning Carryover	-	N/A	-	-	-	-	-	-
Ending Carryover	-	N/A	-	-	-	-	-	-
Tax Levy	$ 969,556	-1.50%	$ 984,283	$ 996,532	$ 1,090,333	$ 700,464	$ 1,530,137	$ 1,853,978

2 Number of Positions (FTE's)	2017 Requested Budget	% Incr(Decr) 2016 Budget	2016 Revised Budget	Actual Through 6/30/2016	2016 Estimated	2015 Actual	2014 Actual	2013 Actual
Regular	39.70		43.85			42.62	43.10	42.45
Part-Time/Temporary	0.48		0.48			0.48	-	-
Request for Program Improvement	0.97		2.94			0.97	-	-
Vacant	3.87		-			-	-	-
Total Number of Positions (FTE's)	45.01	-	47.27	-	-	44.07	43.10	42.45

WOOD COUNTY BUDGET
HUMAN SERVICES - COMMUNITY SUMMARY SHEET
2017

	2
DEPT NUMBER	**4055**
DEPT	**MENTAL HEALTH/ALCOHOL & OTHER DRUGS**
A/C NAME	**COMMUNITY SUPPORT PROGRAM/TREATMENT TEAM (CSP/CTT)**
FUNCTION	**54455**

Category	2017 Requested Budget	% Incr(Decr) 2016 Budget	2016 Revised Budget	Actual Through 6/30/2016	2016 Estimated	2015 Actual	2014 Actual	2013 Actual
Personal Services	$ 522,865	4.02%	$ 502,662	$ 241,160	$ 500,430	$ 513,606	$ 445,937	$ 457,003
Contractual Services	3,170	0.00%	3,170	495	1,400	7,119	9,028	12,354
Supplies and Expense	15,350	-16.35%	18,350	5,833	14,350	17,479	14,793	19,382
Fixed Charges	939	4.33%	900	-	939	939	950	64,746
Debt Service	-	N/A	-	-	-	-	-	-
Grants, Contributions & Other	-	N/A	-	-	-	-	-	-
Total Operating Expenditures	542,324	3.28%	525,082	247,487	517,119	539,144	470,708	553,484
Capital Outlay	-	-100.00%	13,000	12,821	12,821	-	-	10,412
Other Financing Uses	-	N/A	-	-	-	-	-	-
Total Expenditures	$ 542,324	0.79%	$ 538,082	$ 260,308	$ 529,940	$ 539,144	$ 470,708	$ 563,896
Intergovernmental	339,482	-3.77%	352,791	70,444	339,482	240,531	240,531	357,009
Licenses and Permits	-	N/A	-	-	-	-	-	-
Fines, Forfeits and Penalties	-	N/A	-	-	-	-	-	-
Public Charges for Services	51,410	-36.07%	80,410	20,467	51,410	66,525	85,901	84,388
Intergovernmental Charges	-	N/A	-	-	-	-	-	-
Miscellaneous	-	N/A	-	-	-	-	-	21,612
Other Financing Sources	-	N/A	-	-	-	-	-	-
Total Revenues	$ 390,892	-9.77%	$ 433,201	$ 90,910	$ 390,892	$ 307,055	$ 326,432	$ 463,009
Beginning Carryover	-	N/A	-	-	-			-
Ending Carryover	-	N/A	-	-	-			-
Tax Levy	$ 151,432	44.38%	$ 104,881	$ 169,398	$ 139,048	$ 232,088	$ 144,276	$ 100,888

2 Number of Positions (FTE's)	2017 Requested Budget	% Incr(Decr) 2016 Budget	2016 Revised Budget	Actual Through 6/30/2016	2016 Estimated	2015 Actual	2014 Actual	2013 Actual
Regular	6.42		6.45			6.32	6.32	6.32
Part-Time/Temporary	-		-			-	-	-
Request for Program Improvement	-		-			-	-	-
Vacant	-		-			-	-	-
Total Number of Positions (FTE's)	6.42	-	6.45	-	-	6.32	6.32	6.32

WOOD COUNTY BUDGET
HUMAN SERVICES - COMMUNITY SUMMARY SHEET
2017

	3
DEPT NUMBER	**4060**
DEPT	**MENTAL HEALTH/ALCOHOL & OTHER DRUGS**
A/C NAME	**OUTPATIENT CLINIC MENTAL HEALTH (OPC MH)**
FUNCTION	**54460**

Category	2017 Requested Budget	% Incr(Decr) 2016 Budget	2016 Revised Budget	Actual Through 6/30/2016	2016 Estimated	2015 Actual	2014 Actual	2013 Actual
Personal Services	$ 1,210,379	-16.76%	$ 1,454,006	$ 497,048	$ 1,031,235	$ 987,335	$ 989,284	$ 944,339
Contractual Services	90,000	18.42%	76,000	30,200	80,716	61,680	73,172	76,201
Supplies and Expense	7,300	0.00%	7,300	3,491	6,970	7,543	7,594	7,331
Fixed Charges	-	N/A	-	-	-	-	-	-
Debt Service	-	N/A	-	-	-	-	-	-
Grants, Contributions & Other	-	N/A	-	-	-	-	-	-
Total Operating Expenditures	1,307,679	-14.94%	1,537,306	530,739	1,118,921	1,056,559	1,070,049	1,027,871
Capital Outlay	-	N/A	-	-	-	-	-	-
Other Financing Uses	-	N/A	-	-	-	-	-	-
Total Expenditures	$ 1,307,679	-14.94%	$ 1,537,306	$ 530,739	$ 1,118,921	$ 1,056,559	$ 1,070,049	$ 1,027,871
Intergovernmental	280,459	108.36%	134,602	20,699	144,350	95,772	95,772	91,997
Licenses and Permits	-	N/A	-	-	-	-	-	-
Fines, Forfeits and Penalties	-	N/A	-	-	-	-	-	-
Public Charges for Services	495,520	-50.99%	1,010,988	152,147	385,433	372,189	208,201	327,990
Intergovernmental Charges	-	N/A	-	-	-	-	-	-
Miscellaneous	-	N/A	-	-	-	-	-	-
Other Financing Sources	-	N/A	-	-	-	-	-	-
Total Revenues	$ 775,979	-32.26%	$ 1,145,590	$ 172,846	$ 529,783	$ 467,961	$ 303,973	$ 419,986
Beginning Carryover	-	N/A	-	-	-			-
Ending Carryover	-	N/A	-	-	-			-
Tax Levy	$ 531,700	35.74%	$ 391,716	$ 357,893	$ 589,138	$ 588,598	$ 766,076	$ 607,885

3 Number of Positions (FTE's)	2017 Requested Budget	% Incr(Decr) 2016 Budget	2016 Revised Budget	Actual Through 6/30/2016	2016 Estimated	2015 Actual	2014 Actual	2013 Actual
Regular	8.98		10.95			10.95	10.95	10.25
Part-Time/Temporary	-		-			-	-	-
Request for Program Improvement	-		1.97			-	-	-
Vacant	2.57		-			-	-	-
Total Number of Positions (FTE's)	11.54	-	12.92	-	-	10.95	10.95	10.25

WOOD COUNTY BUDGET
HUMAN SERVICES - COMMUNITY SUMMARY SHEET
2017

	4
DEPT NUMBER	**4065**
DEPT	**MENTAL HEALTH/ALCOHOL & OTHER DRUGS**
A/C NAME	**COMPREHENSIVE COMMUNITY SERIVCES (CCS)**
FUNCTION	**54465**

Category	2017 Requested Budget	% Incr(Decr) 2016 Budget	2016 Revised Budget	Actual Through 6/30/2016	2016 Estimated	2015 Actual	2014 Actual	2013 Actual
Personal Services	$ 977,553	13.75%	$ 859,395	$ 384,704	$ 847,038	$ 701,234	$ 645,623	$ 618,124
Contractual Services	624,000	-0.08%	624,500	220,763	623,400	386,394	300,139	220,529
Supplies and Expense	27,070	0.74%	26,870	10,760	25,270	25,712	21,993	22,936
Fixed Charges	938	4.22%	900	-	938	938	950	13,149
Debt Service	-	N/A	-	-	-	-	-	-
Grants, Contributions & Other	-	N/A	-	-	-	-	-	-
Total Operating Expenditures	1,629,561	7.80%	1,511,665	616,227	1,496,646	1,114,279	968,705	874,739
Capital Outlay	-	-100.00%	13,000	13,000	13,000	-	-	10,412
Other Financing Uses	-	N/A	-	-	-	-	-	-
Total Expenditures	$ 1,629,561	6.88%	$ 1,524,665	$ 629,227	$ 1,509,646	$ 1,114,279	$ 968,705	$ 885,151
Intergovernmental	202,843	47.16%	137,843	29,807	202,843	177,626	177,626	177,709
Licenses and Permits	-	N/A	-	-	-	-	-	-
Fines, Forfeits and Penalties	-	N/A	-	-	-	-	-	-
Public Charges for Services	1,694,248	12.44%	1,506,853	423,291	1,375,838	1,169,386	486,038	371,364
Intergovernmental Charges	-	N/A	-	-	-	-	-	-
Miscellaneous	-	N/A	-	-	-	-	-	-
Other Financing Sources	-	N/A	-	-	-	-	-	-
Total Revenues	$ 1,897,091	15.35%	$ 1,644,696	$ 453,099	$ 1,578,681	$ 1,347,012	$ 663,664	$ 549,072
Beginning Carryover	-	N/A	-	-	-			-
Ending Carryover	-	N/A	-	-	-			-
Tax Levy	$ (267,530)	122.88%	$ (120,031)	$ 176,128	$ (69,035)	$ (232,733)	$ 305,040	$ 336,078

4 Number of Positions (FTE's)	2017 Requested Budget	% Incr(Decr) 2016 Budget	2016 Revised Budget	Actual Through 6/30/2016	2016 Estimated	2015 Actual	2014 Actual	2013 Actual
Regular	11.27		10.33			9.23	9.23	9.23
Part-Time/Temporary	-		-			-	-	-
Request for Program Improvement	0.97		0.97			0.97	-	-
Vacant	-		-			-	-	-
Total Number of Positions (FTE's)	12.23	-	11.30	-	-	10.20	9.23	9.23

WOOD COUNTY BUDGET
HUMAN SERVICES - COMMUNITY SUMMARY SHEET
2017

	5
DEPT NUMBER	**4070**
DEPT	**MENTAL HEALTH/ALCOHOL & OTHER DRUGS**
A/C NAME	**CRISIS LEGAL SERVICES**
FUNCTION	**54470**

Category	2017 Requested Budget	% Incr(Decr) 2016 Budget	2016 Revised Budget	Actual Through 6/30/2016	2016 Estimated	2015 Actual	2014 Actual	2013 Actual
Personal Services	$ 634,682	13.08%	$ 561,250	$ 252,153	$ 535,210	$ 539,821	$ 524,576	$ 458,461
Contractual Services	28,850	0.00%	28,850	10,249	28,750	28,056	28,784	22,890
Supplies and Expense	21,190	1.58%	20,860	7,472	19,860	17,690	18,512	17,253
Fixed Charges	-	N/A	-	-	-	-	-	-
Debt Service	-	N/A	-	-	-	-	-	-
Grants, Contributions & Other	8,000	0.00%	8,000	1,229	8,000	5,063	1,129	3,543
Total Operating Expenditures	692,722	11.92%	618,960	271,102	591,820	590,629	573,001	502,148
Capital Outlay	-	N/A	-	-	-	-	-	-
Other Financing Uses	-	N/A	-	-	-	-	-	-
Total Expenditures	$ 692,722	11.92%	$ 618,960	$ 271,102	$ 591,820	$ 590,629	$ 573,001	$ 502,148
Intergovernmental	399,420	5.77%	377,641	127,559	399,420	331,859	331,137	339,518
Licenses and Permits	-	N/A	-	-	-	-	-	-
Fines, Forfeits and Penalties	-	N/A	-	-	-	-	-	-
Public Charges for Services	31,592	44.92%	21,800	4,677	24,019	27,601	15,140	3,030
Intergovernmental Charges	-	N/A	-	-	-	-	-	-
Miscellaneous	-	N/A	-	-	-	-	-	-
Other Financing Sources	-	N/A	-	-	-	-	-	-
Total Revenues	$ 431,012	7.90%	$ 399,441	$ 132,236	$ 423,439	$ 359,460	$ 346,277	$ 342,548
Beginning Carryover	-	N/A	-	-	-			-
Ending Carryover	-	N/A	-	-	-			-
Tax Levy	$ 261,710	19.22%	$ 219,519	$ 138,866	$ 168,381	$ 231,170	$ 226,724	$ 159,601

5 Number of Positions (FTE's)	2017 Requested Budget	% Incr(Decr) 2016 Budget	2016 Revised Budget	Actual Through 6/30/2016	2016 Estimated	2015 Actual	2014 Actual	2013 Actual
Regular	6.86		6.74			6.74	7.14	7.19
Part-Time/Temporary	0.48		0.40			0.40	-	-
Request for Program Improvement	-		-			-	-	-
Vacant	0.70		-			-	-	-
Total Number of Positions (FTE's)	8.04	-	7.14	-	-	7.14	7.14	7.19

WOOD COUNTY BUDGET
HUMAN SERVICES - COMMUNITY SUMMARY SHEET
2017

	23
DEPT NUMBER	4075
DEPT	MENTAL HEALTH/AODA
A/C NAME	MH CONTR COP
FUNCTION	54475

Category	2017 Requested Budget	% Incr(Decr) 2016 Budget	2016 Revised Budget	Actual Through 6/30/2016	2016 Estimated	2015 Actual	2014 Actual	2013 Actual
Personal Services	$ -	N/A	$ -	$ -	$ -	$ -	$ -	$ -
Contractual Services	1,555,300	-3.20%	1,606,665	552,585	1,436,843	1,280,370	1,359,723	2,152,704
Supplies and Expense	-	N/A	-	-	-	-	-	-
Fixed Charges	-	N/A	-	-	-	-	-	-
Debt Service	-	N/A	-	-	-	-	-	-
Grants, Contributions & Other	-	N/A	-	-	-	-	-	-
Total Operating Expenditures	1,555,300	-3.20%	1,606,665	552,585	1,436,843	1,280,370	1,359,723	2,152,704
Capital Outlay	-	N/A	-	-	-	-	-	-
Other Financing Uses	-	N/A	-	-	-	5,545	-	-
Total Expenditures	$ 1,555,300	-3.20%	$ 1,606,665	$ 552,585	$ 1,436,843	$ 1,285,914	$ 1,359,723	$ 2,152,704
Intergovernmental	694,486	-0.84%	700,351	243,209	700,351	700,351	700,289	699,356
Licenses and Permits	-	N/A	-	-	-	-	-	-
Fines, Forfeits and Penalties	-	N/A	-	-	-	-	-	-
Public Charges for Services	280,124	-6.60%	299,907	91,781	213,947	311,203	249,940	335,479
Intergovernmental Charges	-	N/A	-	-	-	-	-	-
Miscellaneous	-	N/A	-	-	-	-	-	-
Other Financing Sources	-	N/A	-	-	-	-	-	-
Total Revenues	$ 974,610	-2.56%	$ 1,000,258	$ 334,990	$ 914,298	$ 1,011,553	$ 950,229	$ 1,034,836
Beginning Carryover	-	N/A	-	-	-			-
Ending Carryover	-	N/A	-	-	-			-
Tax Levy	$ 580,690	-4.24%	$ 606,407	$ 217,595	$ 522,545	$ 274,361	$ 409,494	$ 1,117,868

23 Number of Positions (FTE's)	2017 Requested Budget	% Incr(Decr) 2016 Budget	2016 Revised Budget	Actual Through 6/30/2016	2016 Estimated	2015 Actual	2014 Actual	2013 Actual
Regular	-		-			-	-	-
Part-Time/Temporary	-		-			-	-	-
Request for Program Improvement	-		-			-	-	-
Vacant	-		-			-	-	-
Total Number of Positions (FTE's)	-	-	-	-	-	-	-	-

WOOD COUNTY BUDGET
HUMAN SERVICES - COMMUNITY SUMMARY SHEET
2017

	6
DEPT NUMBER	**4080**
DEPT	**MENTAL HEALTH/ALCOHOL & OTHER DRUGS**
A/C NAME	**OUTPAITENT CLINIC ALCOHOL & OTHER DRUGS (OPC AODA)**
FUNCTION	**54480**

Category	2017 Requested Budget	% Incr(Decr) 0 Budget	0 Revised Budget	Actual Through 6/30/2016	0 Estimated	2016 Actual	2015 Actual	2014 Actual
Personal Services	$ 430,326	16.15%	$ 370,485	$ 150,686	$ 338,361	$ 318,246	$ 354,699	$ 341,003
Contractual Services	300	0.00%	300	49	300	175	1,927	(186)
Supplies and Expense	52,440	-0.19%	52,540	19,250	47,440	25,982	44,516	83,116
Fixed Charges	-	N/A	-	-	-	-	-	-
Debt Service	-	N/A	-	-	-	-	-	-
Grants, Contributions & Other	-	N/A	-	-	-	-	-	-
Total Operating Expenditures	483,066	14.11%	423,325	169,985	386,101	344,404	401,141	423,933
Capital Outlay	-	N/A	-	-	-	-	-	-
Other Financing Uses	-	N/A	-	-	-	-	-	-
Total Expenditures	$ 483,066	14.11%	$ 423,325	$ 169,985	$ 386,101	$ 344,404	$ 401,141	$ 423,933
Intergovernmental	259,500	0.25%	258,849	89,410	251,500	293,230	284,625	252,731
Licenses and Permits	-	N/A	-	-	-	-	-	-
Fines, Forfeits and Penalties	-	N/A	-	-	-	-	-	-
Public Charges for Services	316,565	20.59%	262,510	128,274	281,931	269,115	294,823	369,346
Intergovernmental Charges	-	N/A	-	-	-	-	-	-
Miscellaneous	-	N/A	-	-	-	-	-	-
Other Financing Sources	-	N/A	-	-	-	-	-	-
Total Revenues	$ 576,065	10.49%	$ 521,359	$ 217,684	$ 533,431	$ 562,344	$ 579,448	$ 622,077
Beginning Carryover		N/A						
Ending Carryover		N/A						
Tax Levy	$ (92,999)	-5.14%	$ (98,034)	$ (47,699)	$ (147,330)	$ (217,941)	$ (178,306)	$ (198,145)

6 Number of Positions (FTE's)	2017 Requested Budget	% Incr(Decr) 2016 Budget	2016 Revised Budget	Actual Through 6/30/2016	2016 Estimated	2015 Actual	2014 Actual	2013 Actual
Regular	5.18		5.18			5.18	5.18	5.08
Part-Time/Temporary	-		-			-	-	-
Request for Program Improvement	-		-			-	-	-
Vacant	0.60		-			-	-	-
Total Number of Positions (FTE's)	5.78	-	5.18	-	-	5.18	5.18	5.08

WOOD COUNTY BUDGET
HUMAN SERVICES - COMMUNITY SUMMARY SHEET
2017

	7
DEPT NUMBER	**4085**
DEPT	**MENTAL HEALTH/ALCOHOL & OTHER DRUGS**
A/C NAME	**OUTPATIENT CLINIC DAY TREATMENT PORGRAM (OPC DAY TMT)**
FUNCTION	**54485**

Category	2017 Requested Budget	% Incr(Decr) 0 Budget	0 Revised Budget	Actual Through 6/30/2016	0 Estimated	2016 Actual	2015 Actual	2014 Actual
Personal Services	$ 75,008	9.00%	$ 68,813	$ 33,723	$ 70,118	$ 62,192	$ 63,330	$ 64,228
Contractual Services	-	N/A	-	-	-	-	-	-
Supplies and Expense	1,120	15.46%	970	725	1,120	1,512	743	735
Fixed Charges	-	N/A	-	-	-	-	-	-
Debt Service	-	N/A	-	-	-	-	-	-
Grants, Contributions & Other	-	N/A	-	-	-	-	-	-
Total Operating Expenditures	76,128	9.09%	69,783	34,447	71,238	63,704	64,073	64,963
Capital Outlay	-	N/A	-	-	-	-	-	-
Other Financing Uses	-	N/A	-	-	-	-	-	-
Total Expenditures	$ 76,128	9.09%	$ 69,783	$ 34,447	$ 71,238	$ 63,704	$ 64,073	$ 64,963
Intergovernmental	93,221	24.64%	74,791	15,524	93,221	71,791	71,791	73,645
Licenses and Permits	-	N/A	-	-	-	-	-	-
Fines, Forfeits and Penalties	-	N/A	-	-	-	-	-	-
Public Charges for Services	132,392	-3.02%	136,520	54,061	129,392	146,719	150,423	238,083
Intergovernmental Charges	-	N/A	-	-	-	-	-	-
Miscellaneous	-	N/A	-	-	-	-	-	-
Other Financing Sources	-	N/A	-	-	-	-	-	-
Total Revenues	$ 225,613	6.77%	$ 211,311	$ 69,585	$ 222,613	$ 218,511	$ 222,214	$ 311,728
Beginning Carryover		N/A						
Ending Carryover		N/A						
Tax Levy	$ (149,485)	5.62%	$ (141,528)	$ (35,137)	$ (151,375)	$ (154,807)	$ (158,141)	$ (246,765)

7 Number of Positions (FTE's)	2017 Requested Budget	% Incr(Decr) 2016 Budget	2016 Revised Budget	Actual Through 6/30/2016	2016 Estimated	2015 Actual	2014 Actual	2013 Actual
Regular	1.00		1.00			1.00	1.00	1.00
Part-Time/Temporary	-		-			-	-	-
Request for Program Improvement	-		-			-	-	-
Vacant	-		-			-	-	-
Total Number of Positions (FTE's)	1.00	-	1.00	-	-	1.00	1.00	1.00

WOOD COUNTY BUDGET
HUMAN SERVICES - COMMUNITY SUMMARY SHEET
2017

	8
DEPT NUMBER	**4090**
DEPT	**MENTAL HEALTH/ALCOHOL & OTHER DRUGS**
A/C NAME	**ALCOHOL/OTHER DRUGS CERTIFIED BED RESIDENTIAL FACILITY (AODA CBRF)**
FUNCTION	**54490**

Category	2017 Requested Budget	% Incr(Decr) 2016 Budget	2016 Revised Budget	Actual Through 6/30/2016	2016 Estimated	2015 Actual	2014 Actual	2013 Actual
Personal Services	$ -	-100.00%	$ 190,791	$ 98,064	$ 207,625	$ 189,554	$ 189,224	$ 183,169
Contractual Services	-	-100.00%	3,000	950	2,750	2,439	2,876	2,090
Supplies and Expense	-	-100.00%	16,650	7,066	15,091	16,196	19,226	14,148
Fixed Charges	-	-100.00%	30,000	15,000	30,000	30,000	30,000	30,000
Debt Service	-	N/A	-	-	-	-	-	-
Grants, Contributions & Other	-	N/A	-	-	-	-	-	-
Total Operating Expenditures	-	-100.00%	240,441	121,079	255,466	238,189	241,327	229,406
Capital Outlay	-	N/A	-	-	-	-	-	-
Other Financing Uses	-	N/A	-	-	-	-	-	-
Total Expenditures	$ -	-100.00%	$ 240,441	$ 121,079	$ 255,466	$ 238,189	$ 241,327	$ 229,406
Intergovernmental	-	-100.00%	202,390	93,713	200,390	208,190	200,390	200,408
Licenses and Permits	-	N/A	-	-	-	-	-	-
Fines, Forfeits and Penalties	-	N/A	-	-	-	-	-	-
Public Charges for Services	-	-100.00%	48,017	(9,657)	4,968	6,802	12,962	40,284
Intergovernmental Charges	-	-100.00%	5,000	-	5,000	-	-	-
Miscellaneous	-	N/A	-	-	-	-	-	-
Other Financing Sources	-	N/A	-	-	-	-	-	-
Total Revenues	$ -	-100.00%	$ 255,407	$ 84,056	$ 210,358	$ 214,993	$ 213,352	$ 240,692
Beginning Carryover		N/A						
Ending Carryover		N/A						
Tax Levy	$ -	-100.00%	$ (14,966)	$ 37,023	$ 45,108	$ 23,196	$ 27,975	$ (11,286)

8 Number of Positions (FTE's)	2017 Requested Budget	% Incr(Decr) 2016 Budget	2016 Revised Budget	Actual Through 6/30/2016	2016 Estimated	2015 Actual	2014 Actual	2013 Actual
Regular	-		3.20			3.20	3.28	3.38
Part-Time/Temporary	-		0.08			0.08	-	-
Request for Program Improvement	-		-			-	-	-
Vacant	-		-			-	-	-
Total Number of Positions (FTE's)	-	-	3.28	-	-	3.28	3.28	3.38

WOOD COUNTY BUDGET
HUMAN SERVICES - COMMUNITY SUMMARY SHEET
2017

	9
DEPT NUMBER	**4095**
DEPT	**MENTAL HEALTH/AODA**
A/C NAME	**AODA CONTRACT**
FUNCTION	**54495**

Category	2017 Requested Budget	% Incr(Decr) 2016 Budget	2016 Revised Budget	Actual Through 6/30/2016	2016 Estimated	2015 Actual	2014 Actual	2013 Actual
Personal Services	$ -	N/A	$ -	$ -	$ -	$ -	$ -	$ -
Contractual Services	104,900	-12.51%	119,900	14,771	79,900	50,114	76,339	74,208
Supplies and Expense	-	N/A	-	-	-	-	-	-
Fixed Charges	-	N/A	-	-	-	-	-	-
Debt Service	-	N/A	-	-	-	-	-	-
Grants, Contributions & Other	-	N/A	-	-	-	-	-	-
Total Operating Expenditures	104,900	-12.51%	119,900	14,771	79,900	50,114	76,339	74,208
Capital Outlay	-	N/A	-	-	-	-	-	-
Other Financing Uses	-	N/A	-	-	-	-	-	-
Total Expenditures	$ 104,900	-12.51%	$ 119,900	$ 14,771	$ 79,900	$ 50,114	$ 76,339	$ 74,208
Intergovernmental	110,862	128.20%	48,581	10,073	46,581	46,581	46,581	46,354
Licenses and Permits	-	N/A	-	-	-	-	-	-
Fines, Forfeits and Penalties	-	N/A	-	-	-	-	-	-
Public Charges for Services	-	N/A	-	-	-	-	-	-
Intergovernmental Charges	40,000	14.29%	35,000	22,233	39,466	47,000	42,759	40,000
Miscellaneous	-	N/A	-	-	-	-	-	-
Other Financing Sources	-	N/A	-	-	-	-	-	-
Total Revenues	$ 150,862	80.50%	$ 83,581	$ 32,306	$ 86,047	$ 93,581	$ 89,340	$ 86,354
Beginning Carryover		N/A						
Ending Carryover		N/A						
Tax Levy	$ (45,962)	-226.55%	$ 36,319	$ (17,535)	$ (6,147)	$ (43,468)	$ (13,001)	$ (12,146)

9 Number of Positions (FTE's)	2017 Requested Budget	% Incr(Decr) 2016 Budget	2016 Revised Budget	Actual Through 6/30/2016	2016 Estimated	2015 Actual	2014 Actual	2013 Actual
Regular	-		-			-	-	-
Part-Time/Temporary	-		-			-	-	-
Request for Program Improvement	-		-			-	-	-
Vacant	-		-			-	-	-
Total Number of Positions (FTE's)	-	-	-	-	-	-	-	-

Children Long-Term Care

Statement of Purpose

The mission of Wood County Human Services Children's Unit is to identify and respond to the unique needs of qualifying children and their families who have concerns and needs from birth to 18. We work with you to enhance a child's development and quality of life while supporting the families, knowledge, skills and abilities.

Program Eligibility and Goals

To provide fair and adequate services to eligible children*.

- Developmental Disability (DD) Served by Human Services
- Family Support (FSP) Served by Human Services
- Children Long Term Support Waiver (DD) Served by Human Services
- Physical Disability (PD) Served by Department of Human Services (DSS)
- Severe Emotional Disorder (SED) Served by DSS
- Children Long Term Support Waiver (PD, SED) Served by DSS
- Children Mental Health Support Services Served by DSS
- Community Options Program (COP) Served by DSS

Birth to Three Program

Developmental screenings and evaluations for the Birth to Three program are provided at no cost to the family. A Birth to Three Service Coordinator will be assigned to work with you and your child. The Service Coordinator will assist the family in explaining the evaluation process, the development of the Individualized Family Service Plan (IFSP) and the procedural safeguards.
Guiding Birth to Three Principles:

- Children's optimal development depends on their being viewed first as children and second as children with a problem or disability.
- Children's greatest resource is their family. Children are best served within the context of family.
- Parents are partners in any activity that serves their children.
- Just as children are best supported within the context of family, the family is best supported within the context of the community.
- Professionals are most effective when they can work as a team member with parents and others.
- Collaboration is the best way to provide comprehensive services.
- Early intervention enhances the development of children.

Support Services Available (based on family needs)

- Service Coordination (managing services)
- Family Education and Counseling
- Special Instruction/Early Intervention

- Communication Services
- Nursing Services
- Occupational Therapy
- Speech and Language Therapy
- Physical Therapy
- Transition Services

Family Support Program

The Family Support Program (FSP) is a state funded, county operated program created to assist families in meeting the needs of their children with significant impairments living at home. In order to be eligible, there must be a significant impairment that is physical, mental or emotional disability and that seriously limits the child's ability to carry three basic daily living activities such as self-care, learning, communication, mobility, self-direction, and capacity for independent living.

FSP helps families obtain the kind of services and supports necessary to reduce the risk of an out-of-home placement, address health and safety concerns, and maintain a quality family life. The Family Support Coordinator and parents work together to develop an Individualized Service Plan (ISP) for each family. Home modifications, transportation, specialized equipment, in home care, nursing care, and respite are examples of items and services the Family Support Program can help the family to purchase.

Funds are not intended to be used for everyday living expenses, but rather for the identified needs that are specifically related to the child's disability. The amount a family is assigned VARIES from year to year according to their identified needs. The family's income affects the amount the child is eligible for, and budget is determined annually on the assessed need of the family and available resources.

Support and Available Services:

- Support and service coordination.
- Utilizing the informal supports of the family.
- Link to community supports.
- Link to support services, counseling, daily living skills, respite, communication aides, home modifications, adaptive equipment, medical supplies and others.

Children's Long Term Support Waivers for Developmental Disabilities

The Children's Long Term Support Waivers for Developmental Disabilities provide supports to children with a serious to severe developmental disability. The federal government's Centers for Medicare and Medicaid Services (CMS), allows states the flexibility to use Medicaid funds to develop and implement creative alternatives to placing individuals in hospitals or nursing homes.

Wisconsin offers several Medicaid waivers. Among them are the three Children's Long-Term Supports (CLTS) Waivers for: Developmental Disabilities (DD), Mental Health (MH), and Physical Disabilities (PD). To qualify for a CLTS waiver, a child must show proof of citizenship, their identity, and be eligible for Medicaid. They also need a level of care determination that is provided when the Children's Long-Term Functional

Screen is conducted. In WOOD County, children granted CLTS waiver slots may receive funding until they turn 18 years of age or until they no longer meet eligibility.

Support and Services available (based on child's needs)

- Support and Service Coordination.
- Utilizing informal supports of the family.
- Link to community supports.
- Link to support services, counseling, daily living skills, respite, communication aids, home modifications and others.
- Crisis Support Services.

WOOD COUNTY BUDGET
HUMAN SERVICES - COMMUNITY SUMMARY SHEET
2017

DEPT NUMBER	**10**
DEPT	**CHILDRENS LONG TERM SUPPORT PROGRAM**
A/C NAME	**SUMMARY**
FUNCTION	**TOTAL**

Category	2017 Requested Budget	% Incr(Decr) 2016 Budget	2016 Revised Budget	Actual Through 6/30/2016	2016 Estimated	2015 Actual	2014 Actual	2013 Actual
Personal Services	$ 666,839	7.47%	$ 620,465	$ 286,123	$ 624,764	$ 534,593	$ 517,898	$ 444,430
Contractual Services	332,695	1.77%	326,904	132,146	359,797	275,718	308,883	270,447
Supplies and Expense	22,740	-1.73%	23,140	8,950	21,950	22,492	21,428	29,179
Fixed Charges	-	N/A	-	-	-	-	-	-
Debt Service	-	N/A	-	-	-	-	-	-
Grants, Contributions & Other	-	N/A	-	-	-	-	-	-
Total Operating Expenditures	1,022,274	5.33%	970,509	427,220	1,006,511	832,803	848,209	744,056
Capital Outlay	-	N/A	-	-	-	-	-	-
Other Financing Uses	-	N/A	-	-	-	-	-	-
Total Expenditures	$ 1,022,274	5.33%	$ 970,509	$ 427,220	$ 1,006,511	$ 832,803	$ 848,209	$ 744,056
Intergovernmental	353,592	8.95%	324,538	167,330	362,162	308,043	300,501	269,069
Licenses and Permits	-	N/A	-	-	-	-	-	-
Fines, Forfeits and Penalties	-	N/A	-	-	-	-	-	-
Public Charges for Services	359,576	-10.74%	402,854	148,002	346,521	365,452	357,264	319,583
Intergovernmental Charges	-	N/A	-	-	-	-	-	-
Miscellaneous	1,200	0.00%	1,200	-	6,900	900	274	(318)
Other Financing Sources	-	N/A	-	-	-	-	-	-
Total Revenues	$ 714,368	-1.95%	$ 728,592	$ 315,332	$ 715,583	$ 674,395	$ 658,039	$ 588,333
Beginning Carryover	-	N/A	-	-	-	-	-	-
Ending Carryover	-	N/A	-	-	-	-	-	-
Tax Levy	$ 307,906	27.28%	$ 241,917	$ 111,887	$ 290,928	$ 158,408	$ 190,169	$ 155,723

10 **Number of Positions (FTE's)**	2017 Requested Budget	% Incr(Decr) 2016 Budget	2016 Revised Budget	Actual Through 6/30/2016	2016 Estimated	2015 Actual	2014 Actual	2013 Actual
Regular	8.24		8.09			7.13	7.13	6.05
Part-Time/Temporary	-		-			-	-	-
Request for Program Improvement	-		-			-	-	-
Vacant	-		-			-	-	-
Total Number of Positions (FTE's)	8.24	-	8.09	-	-	7.13	7.13	6.05

WOOD COUNTY BUDGET
HUMAN SERVICES - COMMUNITY SUMMARY SHEET
2017

	10
DEPT NUMBER	**4040**
DEPT	**CHILDRENS LONG TERM SUPPORT PROGRAM**
A/C NAME	**BIRTH TO THREE**
FUNCTION	**54440**

Category	2017 Requested Budget	% Incr(Decr) 2016 Budget	2016 Revised Budget	Actual Through 6/30/2016	2016 Estimated	2015 Actual	2014 Actual	2013 Actual
Personal Services	$ 267,239	6.32%	$ 251,354	$ 120,389	$ 257,539	$ 220,935	$ 187,802	$ 179,557
Contractual Services	167,500	0.00%	167,500	69,111	166,000	183,529	197,447	167,428
Supplies and Expense	11,000	0.00%	11,000	4,754	11,450	10,373	9,151	20,643
Fixed Charges	-	N/A	-	-	-	-	-	-
Debt Service	-	N/A	-	-	-	-	-	-
Grants, Contributions & Other	$ -	N/A	$ -	$ -	$ -	$ -	$ -	$ -
Total Operating Expenditures	445,739	3.70%	429,854	194,254	434,989	414,836	394,400	367,628
Capital Outlay	-	N/A	-	-	-	-	-	-
Other Financing Uses	-	N/A	-	-	-	-	-	-
Total Expenditures	$ 445,739	3.70%	$ 429,854	$ 194,254	$ 434,989	$ 414,836	$ 394,400	$ 367,628
Intergovernmental	142,664	-0.87%	143,913	116,173	142,664	120,612	116,173	151,673
Licenses and Permits	-	N/A	-	-	-	-	-	-
Fines, Forfeits and Penalties	-	N/A	-	-	-	-	-	-
Public Charges for Services	116,229	-35.00%	178,814	47,106	110,699	129,516	123,316	82,938
Intergovernmental Charges	-	N/A	-	-	-	-	-	-
Miscellaneous	-	N/A	-	-	-	-	-	-
Other Financing Sources	-	N/A	-	-	-	-	-	-
Total Revenues	$ 258,893	-19.78%	$ 322,727	$ 163,279	$ 253,363	$ 250,127	$ 239,489	$ 234,611
Beginning Carryover		N/A						
Ending Carryover		N/A						
Tax Levy	$ 186,846	74.42%	$ 107,127	$ 30,975	$ 181,626	$ 164,709	$ 154,911	$ 133,017

10 **Number of Positions (FTE's)**	2017 Requested Budget	% Incr(Decr) 2016 Budget	2016 Revised Budget	Actual Through 6/30/2016	2016 Estimated	2015 Actual	2014 Actual	2013 Actual
Regular	3.24		3.24			2.47	2.47	2.22
Part-Time/Temporary	-		-			-	-	-
Request for Program Improvement	-		-			-	-	-
Vacant	-		-			-	-	-
Total Number of Positions (FTE's)	3.24	-	3.24	-	-	2.47	2.47	2.22

WOOD COUNTY BUDGET
HUMAN SERVICES - COMMUNITY SUMMARY SHEET
2017

	11
DEPT NUMBER	**4045**
DEPT	**CHILDRENS LONG TERM SUPPORT PROGRAM**
A/C NAME	**FAMILY SUPPORT**
FUNCTION	**54445**

Category	2017 Requested Budget	% Incr(Decr) 2016 Budget	2016 Revised Budget	Actual Through 6/30/2016	2016 Estimated	2015 Actual	2014 Actual	2013 Actual
Personal Services	$ 213,384	11.77%	$ 190,913	$ 86,000	$ 187,747	$ 146,667	$ 166,520	$ 97,731
Contractual Services	151,595	3.97%	145,804	59,333	184,595	75,344	88,824	81,986
Supplies and Expense	6,690	-2.90%	6,890	2,437	6,150	7,406	6,926	2,982
Fixed Charges	-	N/A	-	-	-	-	-	-
Debt Service	-	N/A	-	-	-	-	-	-
Grants, Contributions & Other	-	N/A	-	-	-	-	-	-
Total Operating Expenditures	371,669	8.17%	343,607	147,769	378,492	229,417	262,270	182,699
Capital Outlay	-	N/A	-	-	-	-	-	-
Other Financing Uses	-	N/A	-	-	-	-	-	-
Total Expenditures	$ 371,669	8.17%	$ 343,607	$ 147,769	$ 378,492	$ 229,417	$ 262,270	$ 182,699
Intergovernmental	186,128	19.99%	155,125	40,978	190,198	149,467	147,792	85,986
Licenses and Permits	-	N/A	-	-	-	-	-	-
Fines, Forfeits and Penalties	-	N/A	-	-	-	-	-	-
Public Charges for Services	39,347	67.15%	23,540	16,705	29,664	25,178	36,882	12,222
Intergovernmental Charges	-	N/A	-	-	-	-	-	-
Miscellaneous	1,200	0.00%	1,200	-	6,900	900	274	(318)
Other Financing Sources	-	N/A	-	-	-	-	-	-
Total Revenues	$ 226,675	26.03%	$ 179,865	$ 57,683	$ 226,762	$ 175,545	$ 184,948	$ 97,890
Beginning Carryover		N/A						
Ending Carryover		N/A						
Tax Levy	$ 144,994	-11.45%	$ 163,742	$ 90,086	$ 151,730	$ 53,872	$ 77,322	$ 84,809

11 Number of Positions (FTE's)	2017 Requested Budget	% Incr(Decr) 2016 Budget	2016 Revised Budget	Actual Through 6/30/2016	2016 Estimated	2015 Actual	2014 Actual	2013 Actual
Regular	2.69		2.54			2.35	2.35	1.53
Part-Time/Temporary	-		-			-	-	-
Request for Program Improvement	-		-			-	-	-
Vacant	-		-			-	-	-
Total Number of Positions (FTE's)	2.69	-	2.54	-	-	2.35	2.35	1.53

WOOD COUNTY BUDGET
HUMAN SERVICES - COMMUNITY SUMMARY SHEET
2017

	12
DEPT NUMBER	**4050**
DEPT	**CHILDRENS LONG TERM SUPPORT PROGRAM**
A/C NAME	**CHILDRENS WAIVER**
FUNCTION	**54450**

Category	2017 Requested Budget	% Incr(Decr) 2016 Budget	2016 Revised Budget	Actual Through 6/30/2016	2016 Estimated	2015 Actual	2014 Actual	2013 Actual
Personal Services	$ 186,216	4.50%	$ 178,198	$ 79,734	$ 179,478	$ 166,991	$ 163,576	$ 167,142
Contractual Services	13,600	0.00%	13,600	3,703	9,202	16,846	22,612	21,032
Supplies and Expense	5,050	-3.81%	5,250	1,760	4,350	4,713	5,351	5,555
Fixed Charges	-	N/A	-	-	-	-	-	-
Debt Service	-	N/A	-	-	-	-	-	-
Grants, Contributions & Other	-	N/A	-	-	-	-	-	-
Total Operating Expenditures	204,866	3.97%	197,048	85,197	193,030	188,550	191,539	193,729
Capital Outlay	-	N/A	-	-	-	-	-	-
Other Financing Uses	-	N/A	-	-	-	-	-	-
Total Expenditures	$ 204,866	3.97%	$ 197,048	$ 85,197	$ 193,030	$ 188,550	$ 191,539	$ 193,729
Intergovernmental	24,800	-2.75%	25,500	10,179	29,300	37,964	36,536	31,410
Licenses and Permits	-	N/A	-	-	-	-	-	-
Fines, Forfeits and Penalties	-	N/A	-	-	-	-	-	-
Public Charges for Services	204,000	1.75%	200,500	84,191	206,158	210,759	197,067	224,422
Intergovernmental Charges	-	N/A	-	-	-	-	-	-
Miscellaneous	-	N/A	-	-	-	-	-	-
Other Financing Sources	-	N/A	-	-	-	-	-	-
Total Revenues	$ 228,800	1.24%	$ 226,000	$ 94,370	$ 235,458	$ 248,723	$ 233,602	$ 255,833
Beginning Carryover		N/A						
Ending Carryover		N/A						
Tax Levy	$ (23,934)	-17.33%	$ (28,952)	$ (9,173)	$ (42,428)	$ (60,172)	$ (42,064)	$ (62,103)

12 Number of Positions (FTE's)	2017 Requested Budget	% Incr(Decr) 2016 Budget	2016 Revised Budget	Actual Through 6/30/2016	2016 Estimated	2015 Actual	2014 Actual	2013 Actual
Regular	2.31		2.31			2.31	2.31	2.30
Part-Time/Temporary	-		-			-	-	-
Request for Program Improvement	-		-			-	-	-
Vacant	-		-			-	-	-
Total Number of Positions (FTE's)	2.31	-	2.31	-	-	2.31	2.31	2.30

Family Services

Statement of Purpose

Family Services provides direct assistance to families experiencing problems with either child abuse or child neglect issues, or juvenile justice concerns. Referrals are made through the Wood County Department of Social Services Juvenile Justice and Child Abuse and Neglect access workers.

After completion of the access assessment of the services needed by the family, the case is assigned to Family Services. Assistance with coordinating community resources is offered to the families. Community sources such as schools, law enforcement, medical professionals, and general citizenry can make referrals through the agency access worker.

Intensive services are offered to specific families who may require more contact with the agency or social worker. Some families are court ordered to be involved with Social Services and other families receive services voluntarily.

WOOD COUNTY BUDGET
HUMAN SERVICES - COMMUNITY SUMMARY SHEET
2017

DEPT NUMBER	**13**
DEPT	**FAMILY SERVICES**
A/C NAME	**SUMMARY**
FUNCTION	**TOTAL**

Category	2017 Requested Budget	% Incr(Decr) 2016 Budget	2016 Revised Budget	Actual Through 6/30/2016	2016 Estimated	2015 Actual	2014 Actual	2013 Actual
Personal Services	$ 3,234,711	1.82%	$ 3,176,915	$ 1,458,198	$ 3,094,736	$ 2,991,209	$ 2,987,636	$ 3,027,651
Contractual Services	3,143,129	-2.05%	3,209,052	1,384,799	3,319,904	3,197,664	2,376,598	2,270,251
Supplies and Expense	166,500	9.18%	152,500	62,564	147,000	141,672	133,070	136,519
Fixed Charges	-	N/A	-	-	-	-	-	-
Debt Service	-	N/A	-	-	-	-	-	-
Grants, Contributions & Other	212,490	-8.69%	232,702	115,414	220,702	247,059	221,328	230,267
Total Operating Expenditures	6,756,830	-0.21%	6,771,169	3,020,975	6,782,342	6,577,604	5,718,632	5,664,689
Capital Outlay	-	N/A	-	-	-	-	-	-
Other Financing Uses	19,443	N/A	-	69	25,745	9,469	(1,510)	(18,002)
Total Expenditures	$ 6,776,273	0.08%	$ 6,771,169	$ 3,021,043	$ 6,808,087	$ 6,587,073	$ 5,717,122	$ 5,646,686
Intergovernmental	2,782,788	-2.17%	2,844,615	1,071,241	2,787,949	2,657,239	2,631,493	2,668,406
Licenses and Permits	-	N/A	-	-	-	-	-	-
Fines, Forfeits and Penalties	-	N/A	-	-	-	-	-	-
Public Charges for Services	272,500	-16.15%	325,000	136,632	262,936	301,954	353,312	298,320
Intergovernmental Charges	-	N/A	-	-	-	-	-	-
Miscellaneous	-	N/A	-	-	-	-	-	-
Other Financing Sources	-	N/A	-	-	-	-	-	-
Total Revenues	$ 3,055,288	-3.61%	$ 3,169,615	$ 1,207,873	$ 3,050,885	$ 2,959,192	$ 2,984,805	$ 2,966,727
Beginning Carryover	-	N/A	-	-	-	-	-	-
Ending Carryover	-	N/A	-	-	-	-	-	-
Tax Levy	$ 3,720,985	3.32%	$ 3,601,554	$ 1,813,171	$ 3,757,202	$ 3,627,880	$ 2,732,317	$ 2,679,960

13 Number of Positions (FTE's)	2017 Requested Budget	% Incr(Decr) 2016 Budget	2016 Revised Budget	Actual Through 6/30/2016	2016 Estimated	2015 Actual	2014 Actual	2013 Actual
Regular	37.68		40.65			40.65	42.42	44.80
Part-Time/Temporary	-		-			-	-	-
Request for Program Improvement	-		-			-	-	-
Vacant	1.94		-			-	-	-
Total Number of Positions (FTE's)	39.61	-	40.65	-	-	40.65	42.42	44.80

WOOD COUNTY BUDGET
HUMAN SERVICES - COMMUNITY SUMMARY SHEET
2017

	13
DEPT NUMBER	**4001**
DEPT	**FAMILY SERVICES**
A/C NAME	**CHILD WELFARE**
FUNCTION	**54401**

Category	2017 Requested Budget	% Incr(Decr) 2016 Budget	2016 Revised Budget	Actual Through 6/30/2016	2016 Estimated	2015 Actual	2014 Actual	2013 Actual
Personal Services	$ 1,829,307	4.02%	$ 1,758,684	$ 820,886	$ 1,761,253	$ 1,648,947	$ 1,610,033	$ 1,645,222
Contractual Services	1,587,861	-1.09%	1,605,322	674,499	1,627,082	1,842,228	1,206,572	1,305,016
Supplies and Expense	96,000	17.07%	82,000	38,809	84,000	72,543	74,722	71,194
Fixed Charges	-	N/A	-	-	-	-	-	-
Debt Service	-	N/A	-	-	-	-	-	-
Grants, Contributions & Other	212,490	-8.69%	232,702	115,414	220,702	247,059	221,328	230,267
Total Operating Expenditures	3,725,658	1.28%	3,678,708	1,649,608	3,693,037	3,810,776	3,112,655	3,251,698
Capital Outlay	-	N/A	-	-	-	-	-	-
Other Financing Uses	19,443	N/A	-	4,988	30,665	21,910	29,920	(38,573)
Total Expenditures	$ 3,745,101	1.80%	$ 3,678,708	$ 1,654,596	$ 3,723,702	$ 3,832,686	$ 3,142,575	$ 3,213,125
Intergovernmental	1,541,010	-5.82%	1,636,280	466,757	1,548,381	1,564,141	1,509,882	1,512,854
Licenses and Permits	-	N/A	-	-	-	-	-	-
Fines, Forfeits and Penalties	-	N/A	-	-	-	-	-	-
Public Charges for Services	192,500	-13.29%	222,000	99,116	203,466	219,730	235,419	199,784
Intergovernmental Charges	-	N/A	-	-	-	-	-	-
Miscellaneous	-	N/A	-	-	-	-	-	-
Other Financing Sources	-	N/A	-	-	-	-	-	-
Total Revenues	$ 1,733,510	-6.71%	$ 1,858,280	$ 565,873	$ 1,751,847	$ 1,783,871	$ 1,745,300	$ 1,712,638
Beginning Carryover		N/A						
Ending Carryover		N/A						
Tax Levy	$ 2,011,591	10.50%	$ 1,820,428	$ 1,088,724	$ 1,971,855	$ 2,048,815	$ 1,397,275	$ 1,500,487

13 Number of Positions (FTE's)	2017 Requested Budget	% Incr(Decr) 2016 Budget	2016 Revised Budget	Actual Through 6/30/2016	2016 Estimated	2015 Actual	2014 Actual	2013 Actual
Regular	22.85		22.92			22.92	23.92	24.09
Part-Time/Temporary	-		-			-	-	-
Request for Program Improvement	-		-			-	-	-
Vacant	-		-			-	-	-
Total Number of Positions (FTE's)	22.85	-	22.92	-	-	22.92	23.92	24.09

WOOD COUNTY BUDGET
HUMAN SERVICES - COMMUNITY SUMMARY SHEET
2017

	14
DEPT NUMBER	**4005**
DEPT	**FAMILY SERVICES**
A/C NAME	**YOUTH AIDS**
FUNCTION	**54405**

Category	2017 Requested Budget	% Incr(Decr) 2016 Budget	2016 Revised Budget	Actual Through 6/30/2016	2016 Estimated	2015 Actual	2014 Actual	2013 Actual
Personal Services	$ 1,405,404	-0.90%	$ 1,418,231	$ 637,312	$ 1,333,483	$ 1,342,262	$ 1,377,603	$ 1,382,429
Contractual Services	1,555,268	-3.02%	1,603,730	710,300	1,692,822	1,355,436	1,170,026	965,236
Supplies and Expense	70,500	0.00%	70,500	23,755	63,000	69,129	58,348	65,326
Fixed Charges	-	N/A	-	-	-	-	-	-
Debt Service	-	N/A	-	-	-	-	-	-
Grants, Contributions & Other	-	N/A	-	-	-	-	-	-
Total Operating Expenditures	3,031,172	-1.98%	3,092,461	1,371,367	3,089,305	2,766,827	2,605,977	2,412,991
Capital Outlay	-	N/A	-	-	-	-	-	-
Other Financing Uses	-	N/A	-	(4,920)	(4,920)	(12,441)	(31,430)	20,571
Total Expenditures	$ 3,031,172	-1.98%	$ 3,092,461	$ 1,366,447	$ 3,084,385	$ 2,754,387	$ 2,574,547	$ 2,433,562
Intergovernmental	1,241,778	2.77%	1,208,335	604,484	1,239,568	1,093,098	1,121,611	1,155,552
Licenses and Permits	-	N/A	-	-	-	-	-	-
Fines, Forfeits and Penalties	-	N/A	-	-	-	-	-	-
Public Charges for Services	80,000	-22.33%	103,000	37,516	59,470	82,224	117,893	98,536
Intergovernmental Charges	-	N/A	-	-	-	-	-	-
Miscellaneous	-	N/A	-	-	-	-	-	-
Other Financing Sources	-	N/A	-	-	-	-	-	-
Total Revenues	$ 1,321,778	0.80%	$ 1,311,335	$ 642,000	$ 1,299,038	$ 1,175,321	$ 1,239,504	$ 1,254,089
Beginning Carryover	-	N/A	-	-	-			-
Ending Carryover	-	N/A	-	-	-			-
Tax Levy	$ 1,709,394	-4.03%	$ 1,781,126	$ 724,447	$ 1,785,347	$ 1,579,065	$ 1,335,043	$ 1,179,473

14 Number of Positions (FTE's)	2017 Requested Budget	% Incr(Decr) 2016 Budget	2016 Revised Budget	Actual Through 6/30/2016	2016 Estimated	2015 Actual	2014 Actual	2013 Actual
Regular	14.83		17.73			17.73	18.50	20.71
Part-Time/Temporary	-		-			-	-	-
Request for Program Improvement	-		-			-	-	-
Vacant	1.94		-			-	-	-
Total Number of Positions (FTE's)	16.76	-	17.73	-	-	17.73	18.50	20.71

Economic Support and Training

Statement of Purpose

The purpose of the Economic Support and Wisconsin Works Unit is to provide a network of effective, efficient and equitable programs which provide opportunities for economic self-sufficiency and strengthen the bond between families and the Community.

- Wisconsin works (W-2) Employment Assistance
- Food Share – Food and Nutrition Assistance
- ForwardHealth / BadgerCare+ / Medicaid – Health Care Assistance
- Wisconsin Shares – Child Care Assistance
- Wisconsin Home Energy Assistance Program (WHEAP)

WOOD COUNTY BUDGET
HUMAN SERVICES - COMMUNITY SUMMARY SHEET
2017

DEPT NUMBER	**15**
DEPT	**ECONOMIC SUPPORT/EESERVICES**
A/C NAME	**SUMMARY**
FUNCTION	**TOTAL**

Category	2017 Requested Budget	% Incr(Decr) 2016 Budget	2016 Revised Budget	Actual Through 6/30/2016	2016 Estimated	2015 Actual	2014 Actual	2013 Actual
Personal Services	$ 2,229,447	9.48%	$ 2,036,336	$ 972,649	$ 2,083,341	$ 1,932,296	$ 1,726,412	$ 1,614,328
Contractual Services	1,443,681	1.04%	1,428,853	498,276	1,163,764	846,319	242,753	237,410
Supplies and Expense	130,400	-27.76%	180,500	48,215	136,334	141,982	147,073	118,975
Fixed Charges	9,789	-16.31%	11,697	11,697	11,697	12,681	9,498	12,433
Debt Service	-	N/A	-	-	-	-	-	-
Grants, Contributions & Other	701,500	-50.21%	1,409,000	88,682	481,000	81,568	31,597	37,578
Total Operating Expenditures	4,514,817	-10.89%	5,066,386	1,619,517	3,876,136	3,014,846	2,157,333	2,020,724
Capital Outlay	68,000	N/A	-	-	-	159,260	-	-
Other Financing Uses	(15,079)	N/A	-	(1,001)	7,296	14,744	11,116	30,350
Total Expenditures	$ 4,567,738	-9.84%	$ 5,066,386	$ 1,618,517	$ 3,883,432	$ 3,188,850	$ 2,168,449	$ 2,051,073
Intergovernmental	4,438,234	-8.00%	4,824,010	1,681,981	3,772,074	2,856,923	2,024,858	1,849,169
Licenses and Permits	-	N/A	-	-	-	-	-	-
Fines, Forfeits and Penalties	-	N/A	-	-	-	-	-	-
Public Charges for Services	142,500	-6.25%	152,000	61,936	142,001	155,431	122,399	155,847
Intergovernmental Charges	-	N/A	-	-	-	-	-	-
Miscellaneous	750	-90.00%	7,500	248	500	2,676	7,618	10,622
Other Financing Sources	54,400	N/A	-	-	-	127,408	-	167,693
Total Revenues	$ 4,635,884	-6.98%	$ 4,983,510	$ 1,744,164	$ 3,914,575	$ 3,142,438	$ 2,154,875	$ 2,183,331
Beginning Carryover	199,989	7.30%	186,377	195,589	195,589	197,234	196,644	-
Ending Carryover	222,335	21.02%	183,716	334,035	199,989	195,589	197,234	196,644
Tax Levy	(45,800)	-157.10%	80,215	12,798	(26,743)	44,767	14,163	64,386

15 Number of Positions (FTE's)	2017 Requested Budget	% Incr(Decr) 2016 Budget	2016 Revised Budget	Actual Through 6/30/2016	2016 Estimated	2015 Actual	2014 Actual	2013 Actual
Regular	27.56		26.46			22.75	22.71	22.01
Part-Time/Temporary	-		-			-	-	-
Request for Program Improvement	-		-			3.88	-	-
Vacant	1.35		-			-	-	-
Total Number of Positions (FTE's)	28.91	-	26.46	-	-	26.63	22.71	22.01

WOOD COUNTY BUDGET
HUMAN SERVICES - COMMUNITY SUMMARY SHEET
2017

	15
DEPT NUMBER	**4010**
DEPT	**ECONOMIC SUPPORT/EESERVICES**
A/C NAME	**CHILD CARE**
FUNCTION	**54410**

Category	2017 Requested Budget	% Incr(Decr) 2016 Budget	2016 Revised Budget	Actual Through 6/30/2016	2016 Estimated	2015 Actual	2014 Actual	2013 Actual
Personal Services	$ 133,064	20.97%	$ 110,002	$ 54,190	$ 111,893	$ 115,707	$ 109,316	$ 87,108
Contractual Services	4,300	-14.00%	5,000	501	1,800	1,908	3,161	3,502
Supplies and Expense	3,200	-5.88%	3,400	596	2,400	859	1,509	2,515
Fixed Charges	-	N/A	-	-	-	-	-	-
Debt Service	-	N/A	-	-	-	-	-	-
Grants, Contributions & Other	-	N/A	-	-	-	-	-	-
Total Operating Expenditures	140,564	18.72%	118,402	55,286	116,093	118,474	113,986	93,126
Capital Outlay	-	N/A	-	-	-	-	-	-
Other Financing Uses	-	N/A	-	(2,912)	-	(7,008)	36,430	51,864
Total Expenditures	$ 140,564	18.72%	$ 118,402	$ 52,375	$ 116,093	$ 111,466	$ 150,417	$ 144,990
Intergovernmental	147,000	2.44%	143,500	70,966	155,334	144,084	214,114	183,344
Licenses and Permits	-	N/A	-	-	-	-	-	-
Fines, Forfeits and Penalties	-	N/A	-	-	-	-	-	-
Public Charges for Services	1,000	0.00%	1,000	320	890	1,171	2,316	1,292
Intergovernmental Charges	-	N/A	-	-	-	-	-	-
Miscellaneous	-	N/A	-	-	-	-	-	-
Other Financing Sources	-	N/A	-	-	-	-	-	-
Total Revenues	$ 148,000	2.42%	$ 144,500	$ 71,286	$ 156,224	$ 145,255	$ 216,430	$ 184,636
Beginning Carryover	-	N/A	-	-	-			-
Ending Carryover	-	N/A	-	-	-			-
Tax Levy	$ (7,436)	-71.51%	$ (26,098)	$ (18,911)	$ (40,131)	$ (33,789)	$ (66,014)	$ (39,646)

15 Number of Positions (FTE's)	2017 Requested Budget	% Incr(Decr) 2016 Budget	2016 Revised Budget	Actual Through 6/30/2016	2016 Estimated	2015 Actual	2014 Actual	2013 Actual
Regular	1.79		1.60			1.87	1.92	1.95
Part-Time/Temporary	-		-			-	-	-
Request for Program Improvement	-		-			-	-	-
Vacant	0.10		-			-	-	-
Total Number of Positions (FTE's)	1.89	-	1.60	-	-	1.87	1.92	1.95

HUMAN SERVICES - COMMUNITY SUMMARY SHEET
2017

	21
DEPT NUMBER	4013
DEPT	ECONOMIC SUPPORT/EESERVICES
A/C NAME	TRANSPORTATION
FUNCTION	54413

Category	2017 Requested Budget	% Incr(Decr) 2016 Budget	2016 Revised Budget	Actual Through 6/30/2016	2016 Estimated	2015 Actual	2014 Actual	2013 Actual
Personal Services	$ 240,681	-7.97%	$ 261,528	$ 126,686	$ 266,294	$ 252,800	$ 257,983	$ 234,363
Contractual Services	22,100	-7.92%	24,000	12,550	22,757	21,094	18,878	39,058
Supplies and Expense	88,700	-30.10%	126,900	40,756	99,700	103,500	117,087	106,984
Fixed Charges	9,789	-16.31%	11,697	11,697	11,697	12,681	9,498	12,433
Debt Service	-	N/A	-	-	-	-	-	-
Grants, Contributions & Other	-	N/A	-	-	-	-	-	-
Total Operating Expenditures	361,270	-14.82%	424,125	191,689	400,448	390,075	403,446	392,838
Capital Outlay	68,000	N/A	-	-	-	159,260	-	-
Other Financing Uses	-	N/A	-	(4,782)	-	4,421	1,472	9,114
Total Expenditures	$ 429,270	1.21%	$ 424,125	$ 186,907	$ 400,448	$ 553,756	$ 404,918	$ 401,952
Intergovernmental	191,936	2.81%	186,684	183,157	183,157	186,684	193,380	195,678
Licenses and Permits	-	N/A	-	-	-	-	-	-
Fines, Forfeits and Penalties	-	N/A	-	-	-	-	-	-
Public Charges for Services	141,500	-6.29%	151,000	58,416	137,911	154,239	106,346	151,445
Intergovernmental Charges	-	N/A	-	-	-	-	-	-
Miscellaneous	-	N/A	-	-	-	-	-	-
Other Financing Sources	54,400	N/A	-	-	-	127,408	-	167,693
Total Revenues	$ 387,836	14.85%	$ 337,684	$ 241,573	$ 321,068	$ 468,331	$ 299,726	$ 514,816
Beginning Carryover	199,989	7.30%	186,377	195,589	195,589	197,234	196,644	-
Ending Carryover	222,335	21.02%	183,716	334,035	199,989	195,589	197,234	196,644
Tax Levy	$ 63,780	-23.87%	$ 83,780	$ 83,780	$ 83,780	$ 83,780	$ 105,782	$ 83,780

21 Number of Positions (FTE's)	2017 Requested Budget	% Incr(Decr) 2016 Budget	2016 Revised Budget	Actual Through 6/30/2016	2016 Estimated	2015 Actual	2014 Actual	2013 Actual
Regular	4.31		5.05			5.15	5.45	4.38
Part-Time/Temporary	0.25		0.25			0.25	-	-
Request for Program Improvement	-		-			-	-	-
Vacant	0.15		-			-	-	-
Total Number of Positions (FTE's)	4.71	-	5.30	-	-	5.40	5.45	4.38

HUMAN SERVICES - COMMUNITY SUMMARY SHEET
2017

	16
DEPT NUMBER	**4020**
DEPT	**ECONOMIC SUPPORT/EESERVICES**
A/C NAME	**ECONOMIC SUPPORT/EESERVICES (ESS)**
FUNCTION	**54420**

Category	2017 Requested Budget	% Incr(Decr) 2016 Budget	2016 Revised Budget	Actual Through 6/30/2016	2016 Estimated	2015 Actual	2014 Actual	2013 Actual
Personal Services	$ 1,216,925	3.21%	$ 1,179,130	$ 550,213	$ 1,172,686	$ 1,178,832	$ 1,170,789	$ 1,112,456
Contractual Services	10,581	-8.44%	11,556	6,447	10,581	24,578	49,063	11,677
Supplies and Expense	10,700	-27.21%	14,700	3,512	9,200	20,923	10,812	6,596
Fixed Charges	-	N/A	-	-	-	-	-	-
Debt Service	-	N/A	-	-	-	-	-	-
Grants, Contributions & Other	-	N/A	-	-	-	-	-	-
Total Operating Expenditures	1,238,206	2.72%	1,205,386	560,173	1,192,467	1,224,333	1,230,664	1,130,728
Capital Outlay	-	N/A	-	-	-	-	-	-
Other Financing Uses	(15,079)	N/A	-	2,569	2,570	(10,507)	(36,736)	(43,325)
Total Expenditures	$ 1,223,127	1.47%	$ 1,205,386	$ 562,742	$ 1,195,037	$ 1,213,826	$ 1,193,927	$ 1,087,403
Intergovernmental	1,145,104	1.24%	1,131,038	650,808	1,147,667	1,174,527	1,146,472	994,298
Licenses and Permits	-	N/A	-	-	-	-	-	-
Fines, Forfeits and Penalties	-	N/A	-	-	-	-	-	-
Public Charges for Services	-	N/A	-	3,200	3,200	20	13,737	3,110
Intergovernmental Charges	-	N/A	-	-	-	-	-	-
Miscellaneous	-	N/A	-	-	-	-	-	-
Other Financing Sources	-	N/A	-	-	-	-	-	-
Total Revenues	$ 1,145,104	1.24%	$ 1,131,038	$ 654,008	$ 1,150,867	$ 1,174,547	$ 1,160,209	$ 997,408
Beginning Carryover	-	N/A	-	-	-			-
Ending Carryover	-	N/A	-	-	-			-
Tax Levy	$ 78,023	4.94%	$ 74,348	$ (91,266)	$ 44,170	$ 39,278	$ 33,718	$ 89,995

16 Number of Positions (FTE's)	2017 Requested Budget	% Incr(Decr) 2016 Budget	2016 Revised Budget	Actual Through 6/30/2016	2016 Estimated	2015 Actual	2014 Actual	2013 Actual
Regular	16.95		17.70			17.75	17.75	16.45
Part-Time/Temporary	-		-			-	-	-
Request for Program Improvement	-		-			-	-	-
Vacant	0.90		-			-	-	-
Total Number of Positions (FTE's)	17.85	-	17.70	-	-	17.75	17.75	16.45

HUMAN SERVICES - COMMUNITY SUMMARY SHEET
2017

	17
DEPT NUMBER	**4025**
DEPT	**ECONOMIC SUPPORT/EESERVICES**
A/C NAME	**FOOD SHARE EMPLOYMENT TRAINING (FSET)**
FUNCTION	**54425**

Category	2017 Requested Budget	% Incr(Decr) 2016 Budget	2016 Revised Budget	Actual Through 6/30/2016	2016 Estimated	2015 Actual	2014 Actual	2013 Actual
Personal Services	$ 494,746	44.19%	$ 343,111	$ 174,062	$ 393,281	$ 257,921	$ 67,064	$ 64,656
Contractual Services	841,700	6.73%	788,626	377,008	788,626	572,292	-	175
Supplies and Expense	24,800	-23.22%	32,300	2,282	22,000	8,264	10,250	1,047
Fixed Charges	-	N/A	-	-	-	-	-	-
Debt Service	-	N/A	-	-	-	-	-	-
Grants, Contributions & Other	700,000	-49.71%	1,392,000	88,187	480,000	76,215	16,360	16,334
Total Operating Expenditures	2,061,246	-19.36%	2,556,037	641,539	1,683,907	914,692	93,674	82,212
Capital Outlay	-	N/A	-	-	-	-	-	-
Other Financing Uses	-	N/A	-	4,276	4,726	15,751	(4,032)	2,504
Total Expenditures	$ 2,061,246	-19.36%	$ 2,556,037	$ 645,815	$ 1,688,633	$ 930,442	$ 89,642	$ 84,716
Intergovernmental	2,211,889	-14.63%	2,591,037	604,821	1,782,400	944,903	110,038	113,845
Licenses and Permits	-	N/A	-	-	-	-	-	-
Fines, Forfeits and Penalties	-	N/A	-	-	-	-	-	-
Public Charges for Services	-	N/A	-	-	-	-	-	-
Intergovernmental Charges	-	N/A	-	-	-	-	-	-
Miscellaneous	-	N/A	-	-	-	-	-	-
Other Financing Sources	-	N/A	-	-	-	-	-	-
Total Revenues	$ 2,211,889	-14.63%	$ 2,591,037	$ 604,821	$ 1,782,400	$ 944,903	$ 110,038	$ 113,845
Beginning Carryover	-	N/A	-	-	-			-
Ending Carryover	-	N/A	-	-	-			-
Tax Levy	$ (150,643)	330.41%	$ (35,000)	$ 40,994	$ (93,767)	$ (14,461)	$ (20,396)	$ (29,129)

17 Number of Positions (FTE's)	2017 Requested Budget	% Incr(Decr) 2016 Budget	2016 Revised Budget	Actual Through 6/30/2016	2016 Estimated	2015 Actual	2014 Actual	2013 Actual
Regular	6.78		5.02			1.96	1.97	2.54
Part-Time/Temporary	-		-			-	-	-
Request for Program Improvement	-		-			3.88	-	-
Vacant	0.25		-			-	-	-
Total Number of Positions (FTE's)	7.03	-	5.02	-	-	5.84	1.97	2.54

HUMAN SERVICES - COMMUNITY SUMMARY SHEET
2017

	18
DEPT NUMBER	**4030**
DEPT	**ECONOMIC SUPPORT/EESERVICES**
A/C NAME	**FOOD SHARE EMPLOYMENT TRAINING 50/50 (FSET)**
FUNCTION	**54430**

Category	**2017 Requested Budget**	**% Incr(Decr) 2016 Budget**	**2016 Revised Budget**	**Actual Through 6/30/2016**	**2016 Estimated**	**2015 Actual**	**2014 Actual**	**2013 Actual**
Personal Services	$ 70,480	-1.17%	$ 71,315	$ 33,725	$ 69,890	$ 69,411	$ 66,999	$ 64,404
Contractual Services	517,000	-6.28%	551,671	87,927	300,000	193,601	137,560	145,938
Supplies and Expense	1,200	0.00%	1,200	-	700	1,232	766	573
Fixed Charges	-	N/A	-	-	-	-	-	-
Debt Service	-	N/A	-	-	-	-	-	-
Grants, Contributions & Other	1,500	-91.18%	17,000	495	1,000	5,353	15,237	21,244
Total Operating Expenditures	590,180	-7.95%	641,186	122,147	371,590	269,598	220,562	232,159
Capital Outlay	-	N/A	-	-	-	-	-	-
Other Financing Uses	-	N/A	-	-	-	-	-	-
Total Expenditures	$ 590,180	-7.95%	$ 641,186	$ 122,147	$ 371,590	$ 269,598	$ 220,562	$ 232,159
Intergovernmental	589,430	-6.98%	633,686	117,629	371,090	276,995	219,814	223,924
Licenses and Permits	-	N/A	-	-	-	-	-	-
Fines, Forfeits and Penalties	-	N/A	-	-	-	-	-	-
Public Charges for Services	-	N/A	-	-	-	-	-	-
Intergovernmental Charges	-	N/A	-	-	-	-	-	-
Miscellaneous	750	-90.00%	7,500	248	500	2,676	7,618	10,622
Other Financing Sources	-	N/A	-	-	-	-	-	-
Total Revenues	$ 590,180	-7.95%	$ 641,186	$ 117,876	$ 371,590	$ 279,671	$ 227,432	$ 234,546
Beginning Carryover		N/A						
Ending Carryover		N/A						
Tax Levy	$ -	N/A	$ -	$ 4,271	$ -	$ (10,074)	$ (6,871)	$ (2,387)

18 **Number of Positions (FTE's)**	**2017 Requested Budget**	**% Incr(Decr) 2016 Budget**	**2016 Revised Budget**	**Actual Through 6/30/2016**	**2016 Estimated**	**2015 Actual**	**2014 Actual**	**2013 Actual**
Regular	0.97		0.97			-	-	-
Part-Time/Temporary	-		-			-	-	-
Request for Program Improvement	-		-			-	-	-
Vacant	-		-			-	-	-
Total Number of Positions (FTE's)	0.97	-	0.97	-	-	-	-	-

HUMAN SERVICES - COMMUNITY SUMMARY SHEET
2017

	19
DEPT NUMBER	**4035**
DEPT	**ECONOMIC SUPPORT/EESERVICES**
A/C NAME	**LOW INOCME ENERGY ASSISTANCE PROGRAM (LIEAP)**
FUNCTION	**54435**

Category	2017 Requested Budget	% Incr(Decr) 2016 Budget	2016 Revised Budget	Actual Through 6/30/2016	2016 Estimated	2015 Actual	2014 Actual	2013 Actual
Personal Services	$ 73,551	3.23%	$ 71,250	$ 33,773	$ 69,297	$ 57,625	$ 54,262	$ 51,341
Contractual Services	48,000	0.00%	48,000	13,842	40,000	32,845	34,091	37,060
Supplies and Expense	1,800	-10.00%	2,000	1,068	2,334	7,204	6,649	1,260
Fixed Charges	-	N/A	-	-	-	-	-	-
Debt Service	-	N/A	-	-	-	-	-	-
Grants, Contributions & Other	-	N/A	-	-	-	-	-	-
Total Operating Expenditures	123,351	1.73%	121,250	48,683	111,631	97,675	95,001	89,661
Capital Outlay	-	N/A	-	-	-	-	-	-
Other Financing Uses	-	N/A	-	(152)	-	12,088	13,982	10,192
Total Expenditures	$ 123,351	1.73%	$ 121,250	$ 48,531	$ 111,631	$ 109,763	$ 108,984	$ 99,854
Intergovernmental	152,875	10.73%	138,065	54,600	132,426	129,730	141,040	138,080
Licenses and Permits	-	N/A	-	-	-	-	-	-
Fines, Forfeits and Penalties	-	N/A	-	-	-	-	-	-
Public Charges for Services	-	N/A	-	-	-	-	-	-
Intergovernmental Charges	-	N/A	-	-	-	-	-	-
Miscellaneous	-	N/A	-	-	-	-	-	-
Other Financing Sources	-	N/A	-	-	-	-	-	-
Total Revenues	$ 152,875	10.73%	$ 138,065	$ 54,600	$ 132,426	$ 129,730	$ 141,040	$ 138,080
Beginning Carryover		N/A						
Ending Carryover		N/A						
Tax Levy	$ (29,524)	75.58%	$ (16,815)	$ (6,069)	$ (20,795)	$ (19,967)	$ (32,056)	$ (38,226)

19 Number of Positions (FTE's)	2017 Requested Budget	% Incr(Decr) 2016 Budget	2016 Revised Budget	Actual Through 6/30/2016	2016 Estimated	2015 Actual	2014 Actual	2013 Actual
Regular	1.07		1.17			1.17	1.07	1.07
Part-Time/Temporary	-		-			-	-	-
Request for Program Improvement	-		-			-	-	-
Vacant	0.10		-			-	-	-
Total Number of Positions (FTE's)	1.17	-	1.17	-	-	1.17	1.07	1.07

Administration

Statement of Purpose

Administration provides leadership, promotes a vision and directs activities within the department. Removes barriers to work and supports an environment that assists staff in meeting the needs of individuals and their families. The current and ongoing goal of the department is to maximize state and federal funding in a fiscally responsible manner to benefit the citizens of Wood County.

WOOD COUNTY BUDGET
HUMAN SERVICES - COMMUNITY SUMMARY SHEET
2017

	20
DEPT NUMBER	**4099**
DEPT	**ADMIN/OVH/SUPPORT**
A/C NAME	**ADMINISTRATION**
FUNCTION	**54500**

Category	2017 Requested Budget	% Incr(Decr) 2016 Budget	2016 Revised Budget	Actual Through 6/30/2016	2016 Estimated	2015 Actual	2014 Actual	2013 Actual
Personal Services	$ 1,155,460	-6.27%	$ 1,232,709	$ 583,777	$ 1,208,673	$ 1,209,032	$ 1,155,303	$ 1,127,543
Contractual Services	1,007,057	2.37%	983,698	511,237	988,285	1,056,280	992,040	982,206
Supplies and Expense	83,122	2.42%	81,161	69,749	103,968	91,259	87,129	82,597
Fixed Charges	837,604	12.70%	743,225	415,392	736,660	653,171	707,909	637,942
Debt Service	-	N/A	-	-	-	-	-	-
Grants, Contributions & Other	5,000	0.00%	5,000	5,000	5,000	5,000	5,000	5,000
Total Operating Expenditures	3,088,243	1.39%	3,045,793	1,585,154	3,042,586	3,014,741	2,947,381	2,835,288
Capital Outlay	-	N/A	-	-	-	44,264	3,995	27,989
Other Financing Uses	-	N/A	-	2,871	2,871	(23,064)	(22,657)	387,408
Total Expenditures	$ 3,088,243	1.39%	$ 3,045,793	$ 1,588,026	$ 3,045,457	$ 3,035,941	$ 2,928,719	$ 3,250,685
Intergovernmental	1,064,997	-0.24%	1,067,559	230,296	1,064,997	1,316,096	1,324,602	1,225,430
Licenses and Permits	-	N/A	-	-	-	-	-	-
Fines, Forfeits and Penalties	-	N/A	-	-	-	-	-	-
Public Charges for Services	87,000	148.57%	35,000	7,862	13,000	(94,524)	144,089	24,430
Intergovernmental Charges	-	N/A	-	-	-	-	-	-
Miscellaneous	43,453	9.24%	39,778	23,882	46,343	52,271	84,319	9,649
Other Financing Sources	26,258	N/A	-	-	-	44,264	459,926	112,039
Total Revenues	$ 1,221,708	6.95%	$ 1,142,337	$ 262,040	$ 1,124,340	$ 1,318,106	$ 2,012,936	$ 1,371,548
Beginning Carryover	-	-100.00%	1,217,637	85,070	85,070	85,070	(1,165,213)	(837,957)
Ending Carryover		-100.00%	1,217,637			85,070	85,070	(1,165,213)
Tax Levy	$ 1,866,535	-1.94%	$ 1,903,456	$ 1,240,916	$ 1,836,047	$ 1,717,835	$ 2,166,066	$ 1,551,880

20 **Number of Positions (FTE's)**	2017 Requested Budget	% Incr(Decr) 2016 Budget	2016 Revised Budget	Actual Through 6/30/2016	2016 Estimated	2015 Actual	2014 Actual	2013 Actual
Regular	16.25		18.11			18.10	18.10	18.38
Part-Time/Temporary	-		-			-	-	-
Request for Program Improvement	-		-			-	-	-
Vacant	0.78		-			-	-	-
Total Number of Positions (FTE's)	17.02	-	18.11	-	-	18.10	18.10	18.38

Aging and Disability Resource Center

Statement of Purpose

The Aging and Disability Resource Center of Central Wisconsin promotes choice and independence through personalized education, advocacy, and access to services that prevent, delay, and lessen the impacts of aging and disabilities in the lives of adults.

The Aging and Disability Resource Center of Central Wisconsin (ADRC-CW) was formed in 2006 through an intergovernmental agreement between Marathon and Wood Counties. In September, 2009, a new Intergovernmental Agreement was created by and between Marathon, Wood, Langlade, and Lincoln Counties to expand the services of the ADRC-CW from Marathon and Wood Counties to Langlade and Lincoln counties, effective November 1, 2010. The ADRC-CW provides consistent aging and disability resource center and Older Americans Act services throughout its service region.

The ADRC-CW is governed by the ADRC-CW Board, with members composed of two County Board members from each member county and five citizen representatives. We also have an Advisory Committee composed of four residents from each of the four Counties, who provide valuable input to the ADRC-CW Board. Board Meetings are held on a monthly basis, rotated between our three regional offices. You will find ADRC Board Minutes posted on this website.

The ADRC-CW has one Management team that provides administrative oversight for the programs and services throughout the region. An Annual Report is prepared each year and is posted on this website.

The ADRC-CW provides the following core service areas:

Resource Center Services

Information & Choices
Elderly & Disabled Benefits

Learning and Wellness and Caregiver Support

Healthy Living Programs
Caregiver Support
Home Safety & Assistance

Nutrition

Congregate Dining
Home Delivered Meals

WOOD COUNTY
BUDGET SUMMARY
2017

Category	ADRC 103 54611	Schmidt Endowment 116 54674	Transportation 107 54622	Alzheimers 108 54623	2017 Total	Incr(Decr) 2016 Budget	2016 Total
Personal Services	$ -	$ -	$ -	$ -	$ -	N/A	$ -
Contractual Services	-	-	-	-	-	N/A	-
Supplies and Expense	-	-	-	-	-	N/A	-
Fixed Charges	-	-	-	-	-	N/A	-
Debt Service	-	-	-	-	-	N/A	-
Grants, Contributions & Other	198,278	-	-	-	198,278	0.00%	198,278
Total Operating Expenditures	198,278	-	-	-	198,278	-	198,278
Capital Outlay	-	-	-	-	-	N/A	-
Other Financing Uses	-	-	-	-	-	N/A	-
Total Expenditures	$ 198,278	$ -	$ -	$ -	$ 198,278	-	$ 198,278
Intergovernmental	-	-	-	-	-	N/A	-
Licenses and Permits	-	-	-	-	-	N/A	-
Fines, Forfeits and Penalties	-	-	-	-	-	N/A	-
Public Charges for Services	-	-	-	-	-	N/A	-
Intergovernmental Charges	-	-	-	-	-	N/A	-
Miscellaneous	-	-	-	-	-	N/A	-
Other Financing Sources	-	-	-	-	-	N/A	-
Total Revenues	$ -	$ -	$ -	$ -	$ -	N/A	$ -
Beginning Carryover	25,640	27,267	56,902	21,645	131,454	0.00%	131,454
Ending Carryover	25,640	27,267	56,902	21,645	131,454	0.00%	131,454
Tax Levy	$ 198,278	$ -	$ -	$ -	$ 198,278	-	$ 198,278
							-
Total Number of Positions (FTE's)	-	-	-	-	-	-	-

WOOD COUNTY BUDGET
SUMMARY SHEET
2017

	2	
DEPT NUMBER		**103**
DEPT	**ADRC**	
A/C NAME	**ADRC**	
FUNCTION		**54611**

Category	**2017 Requested Budget**	**% Incr(Decr) 2016 Budget**	**2016 Revised Budget**	**Actual Through 6/30/2016**	**2016 Estimated**	**2015 Actual**	**2014 Actual**	**2013 Actual**
Personal Services	$ -	N/A	$ -	$ -	$ -	$ -	$ -	$ -
Contractual Services	-	N/A	-	-	-	-	-	3,090
Supplies and Expense	-	N/A	-	-	-	-	0	-
Fixed Charges	-	N/A	-	-	-	-	-	-
Debt Service	-	N/A	-	-	-	-	-	-
Grants, Contributions & Other	198,278	0.00%	198,278	49,570	198,278	198,278	194,579	188,490
Total Operating Expenditures	198,278	0.00%	198,278	49,570	198,278	198,278	194,579	191,580
Capital Outlay	-	N/A	-	-	-	-	-	-
Other Financing Uses	-	N/A	-	-	-	-	-	-
Total Expenditures	$ 198,278	0.00%	$ 198,278	$ 49,570	$ 198,278	$ 198,278	$ 194,579	$ 191,580
Intergovernmental	-	N/A	-	-	-	-	-	-
Licenses and Permits	-	N/A	-	-	-	-	-	-
Fines, Forfeits and Penalties	-	N/A	-	-	-	-	-	-
Public Charges for Services	-	N/A	-	-	-	-	-	-
Intergovernmental Charges	-	N/A	-	-	-	-	-	-
Miscellaneous	-	N/A	-	-	-	-	-	-
Other Financing Sources	-	N/A	-	-	-	-	-	-
Total Revenues	$ -	N/A	$ -	$ -	$ -	$ -	$ -	$ -
Beginning Carryover	25,640	N/A	-	25,640	25,640	25,640	21,942	15,244
Ending Carryover	25,640	N/A	-	174,349	25,640	25,640	25,640	21,942
Tax Levy	$ 198,278	0.00%	$ 198,278	$ 198,278	$ 198,278	$ 198,278	$ 198,278	$ 198,278

2 **Number of Positions (FTE's)**	**2017 Requested Budget**	**% Incr(Decr) 2016 Budget**	**2016 Revised Budget**	**Actual Through 6/30/2016**	**2016 Estimated**	**2015 Actual**	**2014 Actual**	**2013 Actual**
Regular	-		-			-	-	-
Part-Time/Temporary	-		-			-	-	-
Request for Program Improvement	-		-			-	-	-
Vacant			-			-	-	-
Total Number of Positions (FTE's)	-	-	-	-	-	-	-	-

WOOD COUNTY BUDGET
SUMMARY SHEET
2017

	3
DEPT NUMBER	**116**
DEPT	**DEPARTMENT NAME**
A/C NAME	**Schmidt Endowment**
FUNCTION	**54674**

Category	**2017 Requested Budget**	**% Incr(Decr) 2016 Budget**	**2016 Revised Budget**	**Actual Through 6/30/2016**	**2016 Estimated**	**2015 Actual**	**2014 Actual**	**2013 Actual**
Personal Services	$ -	N/A	$ -	$ -	$ -	$ -	$ -	$ -
Contractual Services	-	N/A	-	75	-	2,551	3,147	1,266
Supplies and Expense	-	N/A	-	-	-	-	-	-
Fixed Charges	-	N/A	-	-	-	-	-	-
Debt Service	-	N/A	-	-	-	-	-	-
Grants, Contributions & Other	-	N/A	-	-	-	-	-	-
Total Operating Expenditures	-	N/A	-	75	-	2,551	3,147	1,266
Capital Outlay	-	N/A	-	-	-	-	-	-
Other Financing Uses	-	N/A	-	-	-	-	-	-
Total Expenditures	$ -	N/A	$ -	$ 75	$ -	$ 2,551	$ 3,147	$ 1,266
Intergovernmental	-	N/A	-	-	-	-	-	-
Licenses and Permits	-	N/A	-	-	-	-	-	-
Fines, Forfeits and Penalties	-	N/A	-	-	-	-	-	-
Public Charges for Services	-	N/A	-	-	-	-	-	-
Intergovernmental Charges	-	N/A	-	-	-	-	-	-
Miscellaneous	-	N/A	-	-	-	-	-	-
Other Financing Sources	-	N/A	-	-	-	-	-	-
Total Revenues	$ -	N/A	$ -	$ -	$ -	$ -	$ -	$ -
Beginning Carryover	27,267	N/A	-	27,267	27,267	29,817	32,964	34,230
Ending Carryover	27,267	N/A	-	27,192	27,267	27,267	29,817	32,964
Tax Levy	$ -	N/A	$ -	$ -	$ -	$ -	$ -	$ -

3 **Number of Positions (FTE's)**	**2017 Requested Budget**	**% Incr(Decr) 2016 Budget**	**2016 Revised Budget**	**Actual Through 6/30/2016**	**2016 Estimated**	**2015 Actual**	**2014 Actual**	**2013 Actual**
Regular	-		-			-	-	-
Part-Time/Temporary	-		-			-	-	-
Request for Program Improvement	-		-			-	-	-
Vacant	-		-			-	-	-
Total Number of Positions (FTE's)	-	-	-	-	-	-	-	-

WOOD COUNTY BUDGET
SUMMARY SHEET
2017

	5
DEPT NUMBER	**107**
DEPT	**DEPARTMENT NAME**
A/C NAME	**Transportation**
FUNCTION	**54622**

Category	**2017 Requested Budget**	**% Incr(Decr) 2016 Budget**	**2016 Revised Budget**	**Actual Through 6/30/2016**	**2016 Estimated**	**2015 Actual**	**2014 Actual**	**2013 Actual**
Personal Services	$ -	N/A	$ -	$ -	$ -	$ -	$ -	$ -
Contractual Services	-	N/A	-	-	-	-	-	-
Supplies and Expense	-	N/A	-	-	-	-	-	-
Fixed Charges	-	N/A	-	-	-	-	-	-
Debt Service	-	N/A	-	-	-	-	-	-
Grants, Contributions & Other	-	N/A	-	-	-	-	-	-
Total Operating Expenditures	-	N/A	-	-	-	-	-	-
Capital Outlay	-	N/A	-	-	-	-	-	-
Other Financing Uses	-	N/A	-	-	-	-	-	167,693
Total Expenditures	$ -	N/A	$ -	$ -	$ -	$ -	$ -	$ 167,693
Intergovernmental	-	N/A	-	-	-	-	-	-
Licenses and Permits	-	N/A	-	-	-	-	-	-
Fines, Forfeits and Penalties	-	N/A	-	-	-	-	-	-
Public Charges for Services	-	N/A	-	-	-	-	-	-
Intergovernmental Charges	-	N/A	-	-	-	-	-	-
Miscellaneous	-	N/A	-	-	-	-	-	-
Other Financing Sources	-	N/A	-	-	-	-	-	-
Total Revenues	$ -	N/A	$ -	$ -	$ -	$ -	$ -	$ -
Beginning Carryover	56,902	N/A	-	56,902	56,902	56,902	56,902	140,815
Ending Carryover	56,902	N/A	-	56,902	56,902	56,902	56,902	56,902
Tax Levy	$ -	N/A	$ -	$ -	$ -	$ -	$ -	$ 83,780

5 **Number of Positions (FTE's)**	**2017 Requested Budget**	**% Incr(Decr) 2016 Budget**	**2016 Revised Budget**	**Actual Through 6/30/2016**	**2016 Estimated**	**2015 Actual**	**2014 Actual**	**2013 Actual**
Regular	-		-			-	-	-
Part-Time/Temporary	-		-			-	-	-
Request for Program Improvement	-		-			-	-	-
Vacant	-		-			-	-	-
Total Number of Positions (FTE's)	-	-	-	-	-	-	-	-

WOOD COUNTY BUDGET
SUMMARY SHEET
2017

	6
DEPT NUMBER	108
DEPT	DEPARTMENT NAME
A/C NAME	Alzheimers
FUNCTION	54623

Category	2017 Requested Budget	% Incr(Decr) 2016 Budget	2016 Revised Budget	Actual Through 42551	2016 Estimated	2015 Actual	2014 Actual	2013 Actual
Personal Services	$ -	N/A	$ -	$ -	$ -	$ -	$ -	$ -
Contractual Services	-	N/A	-	-	-	-	-	-
Supplies and Expense	-	N/A	-	-	-	-	-	-
Fixed Charges	-	N/A	-	-	-	-	-	-
Debt Service	-	N/A	-	-	-	-	-	-
Grants, Contributions & Other	-	N/A	-	-	-	-	-	-
Total Operating Expenditures	-	N/A	-	-	-	-	-	-
Capital Outlay	-	N/A	-	-	-	-	-	-
Other Financing Uses	-	N/A	-	-	-	-	-	-
Total Expenditures	$ -	N/A	$ -	$ -	$ -	$ -	$ -	$ -
Intergovernmental	-	N/A	-	-	-	-	-	-
Licenses and Permits	-	N/A	-	-	-	-	-	-
Fines, Forfeits and Penalties	-	N/A	-	-	-	-	-	-
Public Charges for Services	-	N/A	-	-	-	-	-	-
Intergovernmental Charges	-	N/A	-	-	-	-	-	-
Miscellaneous	-	N/A	-	-	-	-	-	-
Other Financing Sources	-	N/A	-	-	-	-	-	-
Total Revenues	$ -	N/A	$ -	$ -	$ -	$ -	$ -	$ -
Beginning Carryover	21,645	N/A		21,645	21,645	21,645	21,645	21,645
Ending Carryover	21,645	N/A	-	21,645	21,645	21,645	21,645	21,645
Tax Levy	$ -	N/A	$ -	$ -	$ -	$ -	$ -	$ -

6 Number of Positions (FTE's)	2017 Requested Budget	% Incr(Decr) 2016 Budget	2016 Revised Budget	Actual Through 6/30/2016	2016 Estimated	2015 Actual	2014 Actual	2013 Actual
Regular	-		-			-	-	-
Part-Time/Temporary	-		-			-	-	-
Request for Program Improvement	-		-			-	-	-
Vacant	-		-			-	-	-
Total Number of Positions (FTE's)	-	-	-	-	-	-	-	-

THIS PAGE LEFT BLANK INTENTIONALLY

Edgewater Haven Nursing Home

Statement of Purpose

Our interdisciplinary team works with each individual, his or her family and physician, to provide an effective plan of care to reach personal goals and highest potentials. We strive to provide for the mind, body, and spirit, while holding in the highest regard the rights and dignity of each individual.

You will find our nursing home to be clean and comfortable. Our long-term caring staff is dedicated to your loved one's outcomes.

Nursing Care

- 24 Hour Skilled Nursing Care
- Wound care
- IV Therapy
- Tracheotomy care
- Rehabilitation Services (Physical, Occupational, and Speech Therapies)
- Restorative Nursing Programs
- Hospice Services
- Pharmacy Services
- Dental, Vision, Hearing, and Podiatry Services Onsite
- X-rays and Medical Testing Onsite
- TelePsychiatry
- Onsite visits by local physicians
- Wireless internet access throughout the building as well as computer for residents in the Activity room so residents or families can keep current with their emails or can Skype.
- Aviary and Terrarium in main dining room
- On-site massage services
- Relaxing Whirlpool bathtub

Respite Care
Skilled Therapy
Dietary Services

Salon Services

Salon services are provided on Mondays and Tuesdays. Salon services include shampoo and styling, haircuts, perms, color rinses, etc. Appointments can be made through the nurses or social workers. We also have a barber available for the men the second Monday of each month. Haircuts for our male residents take place in the Activities room.

Social Services / Admissions

Our trained social service staff aids in all aspects of discharge planning to ensure that you return safely to your home. We are also available for financial resource information and family support. We insure that the transition to long-term care is done with love and support to all involved.

Activities

A full activity calendar, including night and week-end activities. Our Activity Department is designed to enable the resident to continue to enjoy the experience of life at their highest practical level. Activities include physical, spiritual, intellectual, social groups, community and leisure activities. Our Activity Department is staffed by three full-time members, one part-time member and many volunteers, to provide plenty of one-on-one attention.

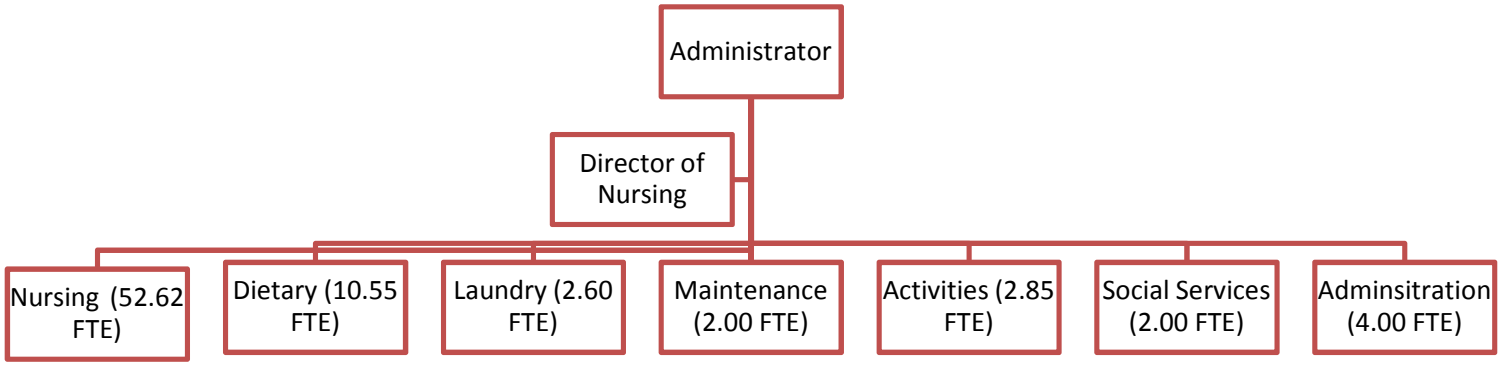

Number of Positions (FTE)	2017	2016	2015	2014	2013	2012	2011	2010	2009	2008
Total	78.62	97.74	99.24	99.24	99.24	99.24	120.28	120.78	120.78	120.78

WOOD COUNTY
BUDGET SUMMARY
2017

Category	Nursing/Rehab 1201 54210	Housekeeping 1202 54211	Dietary 1203 54212	Laundry 1204 54213	Maintenance 1205 54214	Activities 1208 54217	Social Services 1209 54218	Administration 1210 54219	2017 Total	Incr(Decr) 2016 Budget	2016 Total
Personal Services	$ 3,396,814	$ -	$ 486,104	$ 132,573	$ 128,465	$ 157,538	$ 139,689	$ 322,987	$ 4,764,170	-15.15%	$ 5,615,084
Contractual Services	506,000	137,400	5,000	-	242,000	17,808	-	68,335	976,543	-5.68%	1,035,405
Supplies and Expense	296,200	18,000	274,925	13,500	31,464	6,613	463	231,150	872,315	-0.25%	874,503
Fixed Charges	-	-	-	-	-	-	-	30,190	30,190	-7.11%	32,500
Debt Service	-	-	-	-	-	-	-	-	-	N/A	-
Grants, Contributions & Other	-	-	-	-	-	-	-	-	-	N/A	-
Total Operating Expenditures	4,199,014	155,400	766,029	146,073	401,929	181,959	140,152	652,662	6,643,218	-12.10%	7,557,492
Capital Outlay	-	-	-	-	-	-	-	-	-	-100.00%	177,000
Other Financing Uses	-	-	-	-	-	-	-	-	-	N/A	-
Total Expenditures	$ 4,199,014	$ 155,400	$ 766,029	$ 146,073	$ 401,929	$ 181,959	$ 140,152	$ 652,662	$ 6,643,218	-14.11%	$ 7,734,492
Intergovernmental	-	-	-	-	-	-	-	-	-	N/A	-
Licenses and Permits	-	-	-	-	-	-	-	-	-	N/A	-
Fines, Forfeits and Penalties	-	-	-	-	-	-	-	-	-	N/A	-
Public Charges for Services	5,090,321	-	-	-	-	800	6,000	-	5,097,121	-16.66%	6,116,151
Intergovernmental Charges	589,760	-	-	-	-	-	-	-	589,760	-4.93%	620,370
Miscellaneous	2,700	-	15,000	-	-	-	-	200	17,900	37.69%	13,000
Other Financing Sources	-	-	-	-	-	-	-	-	-	N/A	-
Total Revenues	$ 5,682,781	$ -	$ 15,000	$ -	$ -	$ 800	$ 6,000	$ 200	$ 5,704,781	-15.48%	$ 6,749,521
Beginning Carryover	-	-	-	-	-	-	-	-	-	-100.00%	(412,003)
Ending Carryover	-	-	-	-	-	-	-	-	-	-100.00%	(412,003)
Tax Levy	$ (1,483,767)	$ 155,400	$ 751,029	$ 146,073	$ 401,929	$ 181,159	$ 134,152	$ 652,462	$ 938,437	-4.72%	$ 984,971
											-
Total Number of Positions (FTE's)	54.62	-	10.55	2.60	2.00	2.85	2.00	4.00	78.61	(19.13)	97.74

WOOD COUNTY BUDGET
SUMMARY SHEET
2017

	2
DEPT NUMBER	**1201**
DEPT	**EDGEWATER HAVEN NURSING HOME**
A/C NAME	**Nursing/Rehab**
FUNCTION	**54210**

Category	2017 Requested Budget	% Incr(Decr) 2016 Budget	2016 Revised Budget	Actual Through 6/30/2016	2016 Estimated	2015 Actual	2014 Actual	2013 Actual
Personal Services	$ 3,396,814	-18.82%	$ 4,184,310	$ 1,908,256	$ 4,032,755	$ 4,005,253	$ 4,028,222	$ 3,840,129
Contractual Services	506,000	-9.16%	557,000	176,420	410,831	457,434	55,141	49,076
Supplies and Expense	296,200	0.24%	295,500	121,671	280,615	271,194	285,624	270,871
Fixed Charges	-	N/A	-	-	-	-	-	-
Debt Service	-	N/A	-	-	-	-	-	-
Grants, Contributions & Other	-	N/A	-	-	-	-	-	-
Total Operating Expenditures	4,199,014	-16.63%	5,036,810	2,206,346	4,724,201	4,733,881	4,368,987	4,160,076
Capital Outlay	-	-100.00%	10,000	-	2,648	-	-	2,548
Other Financing Uses	-	N/A	-	-	-	-	-	(2,548)
Total Expenditures	$ 4,199,014	-16.80%	$ 5,046,810	$ 2,206,346	$ 4,726,849	$ 4,733,881	$ 4,368,987	$ 4,160,076
Intergovernmental	-	N/A	-	-	-	-	-	-
Licenses and Permits	-	N/A	-	-	-	-	-	-
Fines, Forfeits and Penalties	-	N/A	-	-	-	-	-	-
Public Charges for Services	5,090,321	-16.68%	6,109,351	2,203,388	5,288,130	5,373,482	5,560,269	5,258,170
Intergovernmental Charges	589,760	-4.93%	620,370	312,500	620,370	625,595	515,784	540,262
Miscellaneous	2,700	3.85%	2,600	1,056	2,534	2,312	2,502	3,451
Other Financing Sources	-	N/A	-	-	-	-	-	-
Total Revenues	$ 5,682,781	-15.59%	$ 6,732,321	$ 2,516,944	$ 5,911,034	$ 6,001,389	$ 6,078,555	$ 5,801,883
Beginning Carryover	-	N/A	-	-	-			-
Ending Carryover	-	N/A	-	-	-			-
Tax Levy	$ (1,483,767)	-11.97%	$ (1,685,511)	$ (310,598)	$ (1,184,185)	$ (1,267,508)	$ (1,709,568)	$ (1,641,807)

2 Number of Positions (FTE's)	2017 Requested Budget	% Incr(Decr) 2016 Budget	2016 Revised Budget	Actual Through 6/30/2016	2016 Estimated	2015 Actual	2014 Actual	2013 Actual
Regular	50.80	(9.95)	60.75			72.14	72.15	71.34
Part-Time/Temporary	3.82	0.98	2.84			-	-	-
Request for Program Improvement	-	-	-			-	-	-
Vacant	-	(7.95)	7.95			-	-	-
Total Number of Positions (FTE's)	54.62	(16.92)	71.54	-	-	72.14	72.15	71.34

WOOD COUNTY BUDGET
SUMMARY SHEET
2017

	3
DEPT NUMBER	**1202**
DEPT	**EDGEWATER HAVEN NURSING HOME**
A/C NAME	**Housekeeping**
FUNCTION	**54211**

Category	2017 Requested Budget	% Incr(Decr) 2016 Budget	2016 Revised Budget	Actual Through 6/30/2016	2016 Estimated	2015 Actual	2014 Actual	2013 Actual
Personal Services	$ -	N/A	$ -	$ -	$ -	$ -	$ -	$ -
Contractual Services	137,400	0.00%	137,400	68,696	137,392	137,392	137,392	137,392
Supplies and Expense	18,000	0.00%	18,000	6,617	13,234	15,705	18,973	23,067
Fixed Charges	-	N/A	-	-	-	-	-	-
Debt Service	-	N/A	-	-	-	-	-	-
Grants, Contributions & Other	-	N/A	-	-	-	-	-	-
Total Operating Expenditures	155,400	0.00%	155,400	75,313	150,626	153,097	156,365	160,459
Capital Outlay	-	N/A	-	-	-	-	-	-
Other Financing Uses	-	N/A	-	-	-	-	-	-
Total Expenditures	$ 155,400	0.00%	$ 155,400	$ 75,313	$ 150,626	$ 153,097	$ 156,365	$ 160,459
Intergovernmental	-	N/A	-	-	-	-	-	-
Licenses and Permits	-	N/A	-	-	-	-	-	-
Fines, Forfeits and Penalties	-	N/A	-	-	-	-	-	-
Public Charges for Services	-	N/A	-	-	-	-	-	-
Intergovernmental Charges	-	N/A	-	-	-	-	-	-
Miscellaneous	-	N/A	-	-	-	-	-	-
Other Financing Sources	-	N/A	-	-	-	-	-	-
Total Revenues	$ -	N/A	$ -	$ -	$ -	$ -	$ -	$ -
Beginning Carryover		N/A						
Ending Carryover		N/A						
Tax Levy	$ 155,400	0.00%	$ 155,400	$ 75,313	$ 150,626	$ 153,097	$ 156,365	$ 160,459

3 **Number of Positions (FTE's)**	2017 Requested Budget	% Incr(Decr) 2016 Budget	2016 Revised Budget	Actual Through 6/30/2016	2016 Estimated	2015 Actual	2014 Actual	2013 Actual
Regular	-	-	-			-	-	-
Part-Time/Temporary	-	-	-			-	-	-
Request for Program Improvement	-	-	-			-	-	-
Vacant	-	-	-			-	-	-
Total Number of Positions (FTE's)	-	-	-	-	-	-	-	-

WOOD COUNTY BUDGET
SUMMARY SHEET
2017

	4
DEPT NUMBER	**1203**
DEPT	**EDGEWATER HAVEN NURSING HOME**
A/C NAME	**Dietary**
FUNCTION	**54212**

Category	2017 Requested Budget	% Incr(Decr) 2016 Budget	2016 Revised Budget	Actual Through 42551	2016 Estimated	2015 Actual	2014 Actual	2013 Actual
Personal Services	$ 486,104	-2.58%	$ 498,988	$ 238,193	$ 500,131	$ 503,900	$ 501,026	$ 470,126
Contractual Services	5,000	-25.37%	6,700	2,548	5,848	6,118	6,919	7,121
Supplies and Expense	274,925	-3.51%	284,925	105,859	242,190	270,391	278,996	263,794
Fixed Charges	-	N/A	-	-	-	-	-	-
Debt Service	-	N/A	-	-	-	-	-	-
Grants, Contributions & Other	-	N/A	-	-	-	-	-	-
Total Operating Expenditures	766,029	-3.11%	790,613	346,600	748,169	780,409	786,941	741,041
Capital Outlay	-	N/A	-	-	-	-	-	5,524
Other Financing Uses	-	N/A	-	-	-	-	-	(5,524)
Total Expenditures	$ 766,029	-3.11%	$ 790,613	$ 346,600	$ 748,169	$ 780,409	$ 786,941	$ 741,041
Intergovernmental	-	N/A	-	-	-	-	-	-
Licenses and Permits	-	N/A	-	-	-	-	-	-
Fines, Forfeits and Penalties	-	N/A	-	-	-	-	-	-
Public Charges for Services	-	N/A	-	-	-	-	-	-
Intergovernmental Charges	-	N/A	-	-	-	-	-	-
Miscellaneous	15,000	48.51%	10,100	7,337	13,306	11,991	8,280	10,011
Other Financing Sources	-	N/A	-	-	-	-	-	-
Total Revenues	$ 15,000	48.51%	$ 10,100	$ 7,337	$ 13,306	$ 11,991	$ 8,280	$ 10,011
Beginning Carryover	-	N/A	-	-	-			-
Ending Carryover	-	N/A	-	-	-			-
Tax Levy	$ 751,029	-3.78%	$ 780,513	$ 339,263	$ 734,863	$ 768,418	$ 778,661	$ 731,029

4 **Number of Positions (FTE's)**	2017 Requested Budget	% Incr(Decr) 2016 Budget	2016 Revised Budget	Actual Through 6/30/2016	2016 Estimated	2015 Actual	2014 Actual	2013 Actual
Regular	8.20	(0.50)	8.70			11.95	11.95	11.95
Part-Time/Temporary	2.35	0.50	1.85			-	-	-
Request for Program Improvement	-	-	-			-	-	-
Vacant	-	(0.50)	0.50			-	-	-
Total Number of Positions (FTE's)	10.55	(0.50)	11.05	-	-	11.95	11.95	11.95

WOOD COUNTY BUDGET
SUMMARY SHEET
2017

	5
DEPT NUMBER	**1204**
DEPT	**EDGEWATER HAVEN NURSING HOME**
A/C NAME	**Laundry**
FUNCTION	**54213**

Category	2017 Requested Budget	% Incr(Decr) 2016 Budget	2016 Revised Budget	Actual Through 6/30/2016	2016 Estimated	2015 Actual	2014 Actual	2013 Actual
Personal Services	$ 132,573	1.21%	$ 130,985	$ 61,634	$ 128,856	$ 124,523	$ 129,381	$ 122,072
Contractual Services	-	N/A	-	-	-	-	-	-
Supplies and Expense	13,500	8.00%	12,500	5,740	11,360	12,441	10,011	12,121
Fixed Charges	-	N/A	-	-	-	-	-	-
Debt Service	-	N/A	-	-	-	-	-	-
Grants, Contributions & Other	-	N/A	-	-	-	-	-	-
Total Operating Expenditures	146,073	1.80%	143,485	67,374	140,216	136,964	139,393	134,193
Capital Outlay	-	N/A	-	-	-	-	-	-
Other Financing Uses	-	N/A	-	-	-	-	-	-
Total Expenditures	$ 146,073	1.80%	$ 143,485	$ 67,374	$ 140,216	$ 136,964	$ 139,393	$ 134,193
Intergovernmental	-	N/A	-	-	-	-	-	-
Licenses and Permits	-	N/A	-	-	-	-	-	-
Fines, Forfeits and Penalties	-	N/A	-	-	-	-	-	-
Public Charges for Services	-	N/A	-	-	-	-	-	-
Intergovernmental Charges	-	N/A	-	-	-	-	-	-
Miscellaneous	-	N/A	-	-	-	-	-	-
Other Financing Sources	-	N/A	-	-	-	-	-	-
Total Revenues	$ -	N/A	$ -	$ -	$ -	$ -	$ -	$ -
Beginning Carryover		N/A						-
Ending Carryover		N/A						-
Tax Levy	$ 146,073	1.80%	$ 143,485	$ 67,374	$ 140,216	$ 136,964	$ 139,393	$ 134,193

5 **Number of Positions (FTE's)**	2017 Requested Budget	% Incr(Decr) 2016 Budget	2016 Revised Budget	Actual Through 6/30/2016	2016 Estimated	2015 Actual	2014 Actual	2013 Actual
Regular	2.60	(0.10)	2.70			2.70	2.70	2.70
Part-Time/Temporary	-	-	-			-	-	-
Request for Program Improvement	-	-	-			-	-	-
Vacant	-	-	-			-	-	-
Total Number of Positions (FTE's)	2.60	(0.10)	2.70	-	-	2.70	2.70	2.70

WOOD COUNTY BUDGET
SUMMARY SHEET
2017

	6
DEPT NUMBER	**1205**
DEPT	**EDGEWATER HAVEN NURSING HOME**
A/C NAME	**Maintenance**
FUNCTION	**54214**

Category	2017 Requested Budget	% Incr(Decr) 2016 Budget	2016 Revised Budget	Actual Through 6/30/2016	2016 Estimated	2015 Actual	2014 Actual	2013 Actual
Personal Services	$ 128,465	5.17%	$ 122,152	$ 58,267	$ 121,886	$ 115,886	$ 113,173	$ 122,276
Contractual Services	242,000	-5.10%	255,000	84,280	211,830	227,948	243,382	224,774
Supplies and Expense	31,464	-5.98%	33,464	11,852	24,315	27,666	34,580	28,245
Fixed Charges	-	N/A	-	-	-	-	-	-
Debt Service	-	N/A	-	-	-	-	-	-
Grants, Contributions & Other	-	N/A	-	-	-	-	-	-
Total Operating Expenditures	401,929	-2.12%	410,616	154,399	358,031	371,500	391,135	375,296
Capital Outlay	-	-100.00%	167,000	41,840	83,050	117,667	219,404	57,765
Other Financing Uses	-	N/A	-	(41,840)	-	(117,667)	(219,404)	(57,765)
Total Expenditures	$ 401,929	-30.42%	$ 577,616	$ 154,399	$ 441,081	$ 371,500	$ 391,135	$ 375,296
Intergovernmental	-	N/A	-	-	-	-	-	-
Licenses and Permits	-	N/A	-	-	-	-	-	-
Fines, Forfeits and Penalties	-	N/A	-	-	-	-	-	-
Public Charges for Services	-	N/A	-	-	-	-	-	-
Intergovernmental Charges	-	N/A	-	-	-	-	-	-
Miscellaneous	-	N/A	-	-	-	-	1,030,101	1,436,384
Other Financing Sources	-	N/A	-	-	-	-	-	-
Total Revenues	$ -	N/A	$ -	$ -	$ -	$ -	$ 1,030,101	$ 1,436,384
Beginning Carryover		N/A						
Ending Carryover		N/A						
Tax Levy	$ 401,929	-30.42%	$ 577,616	$ 154,399	$ 441,081	$ 371,500	$ (638,966)	$ (1,061,089)

6 **Number of Positions (FTE's)**	2017 Requested Budget	% Incr(Decr) 2016 Budget	2016 Revised Budget	Actual Through 6/30/2016	2016 Estimated	2015 Actual	2014 Actual	2013 Actual
Regular	2.00	-	2.00			2.00	2.00	2.00
Part-Time/Temporary	-	-	-			-	-	-
Request for Program Improvement	-	-	-			-	-	-
Vacant	-	-	-			-	-	-
Total Number of Positions (FTE's)	2.00	-	2.00	-	-	2.00	2.00	2.00

WOOD COUNTY BUDGET
SUMMARY SHEET
2017

	7
DEPT NUMBER	**1206**
DEPT	**EDGEWATER HAVEN NURSING HOME**
A/C NAME	**Therapy**
FUNCTION	**54215**

Category	2017 Budget	% Incr(Decr) Budget	2016 Revised Budget	Actual Through 6/30/2016	2016 Estimated	2015 Actual	2014 Actual	2013 Actual
Personal Services	$ -	N/A	$ -	$ -	$ -	$ -	$ -	$ -
Contractual Services	-	N/A	-	-	-	-	519,739	479,777
Supplies and Expense	-	N/A	-	-	-	-	591	911
Fixed Charges	-	N/A	-	-	-	-	-	-
Debt Service	-	N/A	-	-	-	-	-	-
Grants, Contributions & Other	-	N/A	-	-	-	-	-	-
Total Operating Expenditures	-	N/A	-	-	-	-	520,331	480,687
Capital Outlay	-	N/A	-	-	-	-	-	-
Other Financing Uses	-	N/A	-	-	-	-	-	-
Total Expenditures	$ -	N/A	$ -	$ -	$ -	$ -	$ 520,331	$ 480,687
Intergovernmental	-	N/A	-	-	-	-	-	-
Licenses and Permits	-	N/A	-	-	-	-	-	-
Fines, Forfeits and Penalties	-	N/A	-	-	-	-	-	-
Public Charges for Services	-	N/A	-	-	-	-	259,045	196,162
Intergovernmental Charges	-	N/A	-	-	-	-	-	-
Miscellaneous	-	N/A	-	-	-	-	140	226
Other Financing Sources	-	N/A	-	-	-	-	-	-
Total Revenues	$ -	N/A	$ -	$ -	$ -	$ -	$ 259,185	$ 196,388
Beginning Carryover		N/A						
Ending Carryover		N/A						
Tax Levy	$ -	N/A	$ -	$ -	$ -	$ -	$ 261,145	$ 284,299

7 **Number of Positions (FTE's)**	2017 Requested Budget	% Incr(Decr) 2016 Budget	2016 Revised Budget	Actual Through 6/30/2016	2016 Estimated	2015 Actual	2014 Actual	2013 Actual
Regular	-	-	-			-	-	-
Part-Time/Temporary	-	-	-			-	-	-
Request for Program Improvement	-	-	-			-	-	-
Vacant	-	-	-			-	-	-
Total Number of Positions (FTE's)	-	-	-	-	-	-	-	-

WOOD COUNTY BUDGET
SUMMARY SHEET
2017

	8
DEPT NUMBER	**1208**
DEPT	**EDGEWATER HAVEN NURSING HOME**
A/C NAME	**Activities**
FUNCTION	**54217**

Category	2017 Requested Budget	% Incr(Decr) 2016 Budget	2016 Revised Budget	Actual Through 6/30/2016	2016 Estimated	2015 Actual	2014 Actual	2013 Actual
Personal Services	$ 157,538	-13.90%	$ 182,977	$ 83,844	$ 175,153	$ 176,471	$ 170,285	$ 153,569
Contractual Services	17,808	27.20%	14,000	6,709	16,096	13,898	9,196	7,133
Supplies and Expense	6,613	0.00%	6,613	2,822	6,581	5,320	5,653	5,721
Fixed Charges	-	N/A	-	-	-	-	-	-
Debt Service	-	N/A	-	-	-	-	-	-
Grants, Contributions & Other	-	N/A	-	-	-	-	-	-
Total Operating Expenditures	181,959	-10.62%	203,590	93,375	197,830	195,688	185,135	166,423
Capital Outlay	-	N/A	-	-	-	-	-	-
Other Financing Uses	-	N/A	-	-	-	-	-	-
Total Expenditures	$ 181,959	-10.62%	$ 203,590	$ 93,375	$ 197,830	$ 195,688	$ 185,135	$ 166,423
Intergovernmental	-	N/A	-	-	-	-	-	-
Licenses and Permits	-	N/A	-	-	-	-	-	-
Fines, Forfeits and Penalties	-	N/A	-	-	-	-	-	-
Public Charges for Services	800	0.00%	800	400	800	500	600	550
Intergovernmental Charges	-	N/A	-	-	-	-	-	-
Miscellaneous	-	N/A	-	-	-	-	-	-
Other Financing Sources	-	N/A	-	-	-	-	-	-
Total Revenues	$ 800	0.00%	$ 800	$ 400	$ 800	$ 500	$ 600	$ 550
Beginning Carryover		N/A						
Ending Carryover		N/A						
Tax Levy	$ 181,159	-10.67%	$ 202,790	$ 92,975	$ 197,030	$ 195,188	$ 184,535	$ 165,873

8 **Number of Positions (FTE's)**	2017 Requested Budget	% Incr(Decr) 2016 Budget	2016 Revised Budget	Actual Through 6/30/2016	2016 Estimated	2015 Actual	2014 Actual	2013 Actual
Regular	2.40	(0.60)	3.00			3.45	3.45	3.45
Part-Time/Temporary	0.45	-	0.45			-	-	-
Request for Program Improvement	-	-	-			-	-	-
Vacant	-	-	-			-	-	-
Total Number of Positions (FTE's)	2.85	(0.60)	3.45	-	-	3.45	3.45	3.45

WOOD COUNTY BUDGET
SUMMARY SHEET
2017

	9
DEPT NUMBER	**1209**
DEPT	**EDGEWATER HAVEN NURSING HOME**
A/C NAME	**Social Services**
FUNCTION	**54218**

Category	2017 Requested Budget	% Incr(Decr) 2016 Budget	2016 Revised Budget	Actual Through 6/30/2016	2016 Estimated	2015 Actual	2014 Actual	2013 Actual
Personal Services	$ 139,689	4.99%	$ 133,045	$ 63,188	$ 132,345	$ 125,209	$ 130,210	$ 123,231
Contractual Services	-	N/A	-	-	-	-	-	-
Supplies and Expense	463	-33.86%	700	113	592	368	182	129
Fixed Charges	-	N/A	-	-	-	-	-	-
Debt Service	-	N/A	-	-	-	-	-	-
Grants, Contributions & Other	-	N/A	-	-	-	-	-	-
Total Operating Expenditures	140,152	4.79%	133,745	63,300	132,937	125,577	130,392	123,360
Capital Outlay	-	N/A	-	-	-	-	-	-
Other Financing Uses	-	N/A	-	-	-	-	-	-
Total Expenditures	$ 140,152	4.79%	$ 133,745	$ 63,300	$ 132,937	$ 125,577	$ 130,392	$ 123,360
Intergovernmental	-	N/A	-	-	-	-	-	-
Licenses and Permits	-	N/A	-	-	-	-	-	-
Fines, Forfeits and Penalties	-	N/A	-	-	-	-	-	-
Public Charges for Services	6,000	0.00%	6,000	1,920	6,520	5,070	8,040	5,220
Intergovernmental Charges	-	N/A	-	-	-	-	-	-
Miscellaneous	-	N/A	-	-	-	-	-	-
Other Financing Sources	-	N/A	-	-	-	-	-	-
Total Revenues	$ 6,000	0.00%	$ 6,000	$ 1,920	$ 6,520	$ 5,070	$ 8,040	$ 5,220
Beginning Carryover		N/A						
Ending Carryover		N/A						
Tax Levy	$ 134,152	5.02%	$ 127,745	$ 61,380	$ 126,417	$ 120,507	$ 122,352	$ 118,140

9 Number of Positions (FTE's)	2017 Requested Budget	% Incr(Decr) 2016 Budget	2016 Revised Budget	Actual Through 6/30/2016	2016 Estimated	2015 Actual	2014 Actual	2013 Actual
Regular	2.00	-	2.00			2.00	2.00	2.00
Part-Time/Temporary	-	-	-			-	-	-
Request for Program Improvement	-	-	-			-	-	-
Vacant	-	-	-			-	-	-
Total Number of Positions (FTE's)	2.00	-	2.00	-	-	2.00	2.00	2.00

WOOD COUNTY BUDGET
SUMMARY SHEET
2017

	10
DEPT NUMBER	1210
DEPT	EDGEWATER HAVEN NURSING HOME
A/C NAME	Administration
FUNCTION	54219

Category	2017 Requested Budget	% Incr(Decr) 2016 Budget	2016 Revised Budget	Actual Through 6/30/2016	2016 Estimated	2015 Actual	2014 Actual	2013 Actual
Personal Services	$ 322,987	-10.93%	$ 362,627	$ 171,844	$ 380,959	$ 501,626	$ 380,141	$ 482,696
Contractual Services	68,335	4.64%	65,305	36,047	63,219	55,610	54,826	60,538
Supplies and Expense	231,150	3.75%	222,801	99,420	225,227	219,411	222,751	217,962
Fixed Charges	30,190	-7.11%	32,500	157,981	30,648	337,699	312,014	283,837
Debt Service	-	N/A	-	-	-	-	-	-
Grants, Contributions & Other	-	N/A	-	-	-	-	-	-
Total Operating Expenditures	652,662	-4.47%	683,233	465,292	700,053	1,114,345	969,732	1,045,032
Capital Outlay	-	N/A	-	-	-	-	-	-
Other Financing Uses	-	N/A	-	-	-	-	-	-
Total Expenditures	$ 652,662	-4.47%	$ 683,233	$ 465,292	$ 700,053	$ 1,114,345	$ 969,732	$ 1,045,032
Intergovernmental	-	N/A	-	-	-	-	-	-
Licenses and Permits	-	N/A	-	-	-	-	-	-
Fines, Forfeits and Penalties	-	N/A	-	-	-	-	-	-
Public Charges for Services	-	N/A	-	-	-	-	(26,000)	-
Intergovernmental Charges	-	N/A	-	-	-	-	-	-
Miscellaneous	200	-33.33%	300	57	137	(520)	(3,879)	(82,461)
Other Financing Sources	-	N/A	-	-	-	494,861	509,312	746,195
Total Revenues	$ 200	-33.33%	$ 300	$ 57	$ 137	$ 494,341	$ 479,433	$ 663,733
Beginning Carryover		-100.00%	(412,003)			2,898,149	1,964,534	817,087
Ending Carryover		-100.00%	(412,003)			2,898,149	2,898,149	1,883,980
Tax Levy	$ 652,462	-4.46%	$ 682,933	$ 465,236	$ 699,916	$ 620,004	$ 1,423,914	$ 1,448,192

10 Number of Positions (FTE's)	2017 Requested Budget	% Incr(Decr) 2016 Budget	2016 Revised Budget	Actual Through 6/30/2016	2016 Estimated	2015 Actual	2014 Actual	2013 Actual
Regular	4.00	(1.00)	5.00			5.00	5.00	5.80
Part-Time/Temporary	-	-	-			-	-	-
Request for Program Improvement	-	-	-			-	-	-
Vacant	-	-	-			-	-	-
Total Number of Positions (FTE's)	4.00	(1.00)	5.00	-	-	5.00	5.00	5.80

WOOD COUNTY BUDGET
SUMMARY SHEET
2017

	11
DEPT NUMBER	1211
DEPT	EDGEWATER HAVEN NURSING HOME
A/C NAME	Donations
FUNCTION	54219

Category	2017 Requested Budget	% Incr(Decr) 2016 Budget	2016 Revised Budget	Actual Through 6/30/2016	2016 Estimated	2015 Actual	2014 Actual	2013 Actual
Personal Services	$ -	N/A	$ -	$ -	$ -	$ -	$ -	$ -
Contractual Services	-	N/A	-	-	-	-	-	-
Supplies and Expense	-	N/A	-	1,218	-	-	420	-
Fixed Charges	-	N/A	-	-	-	-	-	-
Debt Service	-	N/A	-	-	-	-	-	-
Grants, Contributions & Other	-	N/A	-	-	-	-	-	-
Total Operating Expenditures	-	N/A	-	1,218	-	-	420	-
Capital Outlay	-	N/A	-	-	-	-	-	-
Other Financing Uses	-	N/A	-	-	-	-	-	-
Total Expenditures	$ -	N/A	$ -	$ 1,218	$ -	$ -	$ 420	$ -
Intergovernmental	-	N/A	-	-	-	-	-	-
Licenses and Permits	-	N/A	-	-	-	-	-	-
Fines, Forfeits and Penalties	-	N/A	-	-	-	-	-	-
Public Charges for Services	-	N/A	-	-	-	-	-	-
Intergovernmental Charges	-	N/A	-	-	-	-	-	-
Miscellaneous	-	N/A	-	-	-	1,050	-	875
Other Financing Sources	-	N/A	-	-	-	-	-	-
Total Revenues	$ -	N/A	$ -	$ -	$ -	$ 1,050	$ -	$ 875
Beginning Carryover		N/A						
Ending Carryover		N/A						
Tax Levy	$ -	N/A	$ -	$ 1,218	$ -	$ (1,050)	$ 420	$ (875)

11 **Number of Positions (FTE's)**	2017 Requested Budget	% Incr(Decr) 2016 Budget	2016 Revised Budget	Actual Through 6/30/2016	2016 Estimated	2015 Actual	2014 Actual	2013 Actual
Regular	-	-	-			-	-	-
Part-Time/Temporary	-	-	-			-	-	-
Request for Program Improvement	-	-	-			-	-	-
Vacant	-	-	-			-	-	-
Total Number of Positions (FTE's)	-	-	-	-	-	-	-	-

Norwood

Statement of Purpose

Norwood Health Center provides individualized inpatient treatment and residential services for people in crisis, the mentally ill and developmentally disabled adults, focused toward maximizing a person's potential and improving each person's quality of life. Norwood Health Center is a part of Wood County Human Services.

About Norwood

Norwood Health Center provides residents of Wood and surrounding counties with quality treatment services which include a residential development disabilities program, acute psychiatric care and a skilled long-term care unit for the chronically mentally ill. Norwood Health Center is owned by Wood County and operated by the Wood County Human Services Board. No Wood County resident is denied services because of inability to pay.

Norwood is located in the mainstream of the City of Marshfield's growth, thus enhancing the client's reality orientation and preparation for potential return to the community. Norwood utilizes the services of the Marshfield Clinic and St. Joseph's Hospital. A close affiliation exists which affords Norwood clients access to superior general, specialized medical and diagnostic services.

Norwood Health Center is licensed by the State of Wisconsin as a specialty hospital, a nursing home, an intermediate care facility for the mentally retarded and a sub-acute traumatic brain injury rehabilitation program.

Volunteers

Norwood Health Center is fortunate to have a dedicated group of volunteers who give of their time to help personalize our services. These individuals help out with client activities, both individual and group, and they also operate our Canteen. Men and women are invited to join in sharing their interests and abilities on whatever basis is convenient for them.

Client Services

Client Services provides many of the "non nursing" clinical and treatment services for clients at Norwood, including:

- Social work on each of the four licensed units (Stepping Stones, Crossroads, Pathways and Admissions)
- Activity professional services on the Crossroads Unit and Pathways.
- Occupational Therapy/Activity services on the Admissions unit
- Coordination of the Volunteer Committee for the facility, which takes the lead in organizing and carrying out facility-wide functions such as Family Day in the summer, Spring Formal dinner/dance in the spring, and the Christmas Tea.
- Client Rights Specialist services, which provides investigations of grievances/complaints by, or on behalf of, clients
- Substance Abuse assessments, consultation, and groups on the Admissions Unit
- Coordination of admissions and discharges.
- Coordination with the Court system and Human Services agencies including Wood County Unified Services in matters relating to Commitment under the Mental Health Act.
- Occupational Therapy/Physical Therapy/Speech Therapy /Activity Services on the Pathways Unit.

Nursing

We offer 24-hour skilled psychiatric/mental health nursing. Our nurses are committed to the holistic approach to patient care, viewing the individual with a multiplicity of interrelated and independent needs (physical, spiritual, psychological, and economic). Our nurses assist the patient in addressing both psychiatric and physical self-care needs. Nursing services at Norwood Health Center include:

- Medical and psychiatric assessments
- Medication evaluation
- Skilled medical nursing care
- Individual and group therapy
- Discharge planning
- Skilled psychiatric technicians

Dietary Services

The Dietary Department provides the meals and snacks for the residents and patients. The menus are based upon nutritional adequacy incorporating variety, seasonality and the Food Guide Pyramid. A resident centered approach for long-term residents is encouraged for managing their diet. The Treatment Team works collaboratively with the resident and physician to provide comprehensive training to assist residents with successful diet management. The menus include traditional home-style entrees, salads and desserts, as well as ethnic entrees. Alternate choices are available upon request. Outdoor picnics and special events are planned regularly throughout the year. A "canteen" area is open during the afternoon to purchase snacks and drinks. Family style dining is enjoyed in the central dining area; on the unit or in the courtyard. Family members can purchase meals from the cafeteria to enjoy meals together.

Health Information Department

The mission of the Health Information Department is to provide an efficient, confidential record system to serve the clients and staff of Norwood Health Center. The services provided by the department include maintenance of the clinical record; transcription services to all psychiatrists, psychologists and physicians who see residents/patients at Norwood Health Center; release of information requests to other clinics, case managers, lawyers and patients; and maintaining and designing all forms used in the clinical record. The hours of service are weekdays from 8:00 to 4:30 and transcription services are also provided during weekend hours

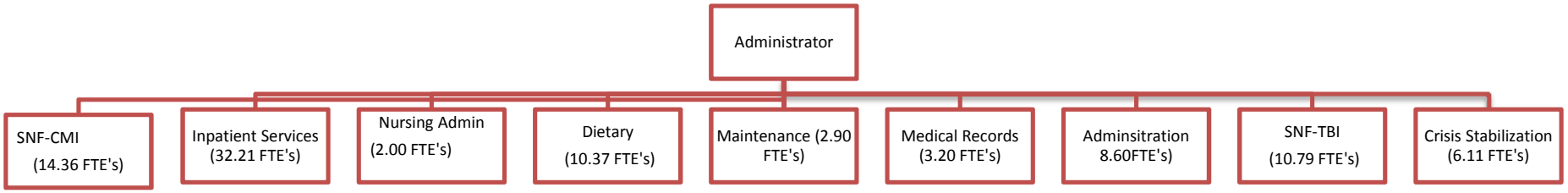

Number of Positions (FTE)	2017	2016	2015	2014	2013	2012	2011	2010	2009	2008
Total	90.54	83.22	83.15	83.13	88.87	92.05	92.24	96.99	97.00	113.97

WOOD COUNTY
BUDGET SUMMARY
2017

Category	Crisis Stabilization 2017 54317	SKILLED NURSING FACILITY - CHRONICALLY MENTALLY ILL (SNF-CMI) 2024 54324	SKILLED NURSING FACILITY - TRAUMATIC BRAIN INJURY (SNF-TBI) 2025 54325	Inpatient Service 2026 54326	Nursing Administration 2030 54330	Dietary 2050 54350	Plant Operation & Maintenance 2051 54351	Medical Records 2063 54363	Administration 2065 54365	2017 Total	Incr(Decr) 2016 Budget	2016 Total
Personal Services	$ 374,283	$ 886,613	$ 653,600	$ 2,569,003	$ 167,077	$ 543,286	$ 192,878	$ 187,165	$ 596,805	$ 6,170,710	10.00%	$ 5,609,777
Contractual Services	-	1,325	142,750	754,438	1,100	5,500	462,862	2,100	87,286	1,457,361	-24.07%	1,919,394
Supplies and Expense	13,080	40,890	68,520	189,350	50,581	426,869	24,750	1,500	28,000	843,540	25.29%	673,271
Fixed Charges	-	-	-	-	-	-	-	-	487,684	487,684	-7.28%	526,003
Debt Service	-	-	-	-	-	-	-	-	-	-	N/A	-
Grants, Contributions & Other	-	-	-	-	-	-	-	-	-	-	N/A	-
Total Operating Expenditures	387,363	928,828	864,870	3,512,791	218,758	975,655	680,490	190,765	1,199,775	8,959,295	2.64%	8,728,445
Capital Outlay	1,500	-	-	-	-	-	-	-	-	1,500	-99.52%	310,000
Other Financing Uses	-	-	-	-	-	-	-	-	-	-	N/A	-
Total Expenditures	$ 388,863	$ 928,828	$ 864,870	$ 3,512,791	$ 218,758	$ 975,655	$ 680,490	$ 190,765	$ 1,199,775	$ 8,960,795	-0.86%	$ 9,038,445
Intergovernmental	-	-	-	-	-	-	-	-	110,000	110,000	N/A	-
Licenses and Permits	-	-	-	-	-	-	-	-	-	-	N/A	-
Fines, Forfeits and Penalties	-	-	-	-	-	-	-	-	-	-	N/A	-
Public Charges for Services	515,964	1,058,273	893,774	4,396,827	-	-	-	-	-	6,864,838	-2.55%	7,044,238
Intergovernmental Charges	-	-	-	-	-	564,177	-	-	-	564,177	101.49%	280,000
Miscellaneous	-	-	-	-	-	21,900	17,309	-	37,000	76,209	2.78%	74,146
Other Financing Sources	-	-	-	-	-	-	-	-	(26,258)	(26,258)	N/A	-
Total Revenues	$ 515,964	$ 1,058,273	$ 893,774	$ 4,396,827	$ -	$ 586,077	$ 17,309	$ -	$ 120,742	$ 7,588,966	2.58%	$ 7,398,384
Beginning Carryover	-	-	-	-	-	-	-	-	-	-	N/A	-
Ending Carryover	-	-	-	-	-	-	-	-	-	-	N/A	-
Tax Levy	$ (127,101)	$ (129,445)	$ (28,904)	$ (884,036)	$ 218,758	$ 389,578	$ 663,181	$ 190,765	$ 1,079,033	$ 1,371,829	-16.36%	$ 1,640,061
												-
Total Number of Positions (FTE's)	6.11	14.36	10.79	32.21	2.00	10.37	2.90	3.20	8.60	90.54	6.33	84.21

WOOD COUNTY BUDGET
SUMMARY SHEET
2017

	2
DEPT NUMBER	**2017**
DEPT	**NORWOOD HEALTH CENTER**
A/C NAME	**Crisis Stabilization**
FUNCTION	**54317**

Category	2017 Requested Budget	% Incr(Decr) 2016 Budget	2016 Revised Budget	Actual Through 6/30/2016	2016 Estimated	2015 Actual	2014 Actual	2013 Actual
Personal Services	$ 374,283	N/A	$ -	$ -	$ -	$ -	$ -	$ -
Contractual Services	-	-100.00%	425,547	177,311	425,547	408,000	120,815	-
Supplies and Expense	13,080	N/A	-	-	-	-	-	-
Fixed Charges	-	N/A	-	-	-	-	-	-
Debt Service	-	N/A	-	-	-	-	-	-
Grants, Contributions & Other	-	N/A	-	-	-	-	-	-
Total Operating Expenditures	387,363	-8.97%	425,547	177,311	425,547	408,000	120,815	-
Capital Outlay	1,500	N/A	-	-	-	-	-	34,360
Other Financing Uses	-	N/A	-	-	-	-	-	-
Total Expenditures	$ 388,863	-8.62%	$ 425,547	$ 177,311	$ 425,547	$ 408,000	$ 120,815	$ 34,360
Intergovernmental	-	N/A	-	-	-	-	-	-
Licenses and Permits	-	N/A	-	-	-	-	-	-
Fines, Forfeits and Penalties	-	N/A	-	-	-	-	-	-
Public Charges for Services	515,964	-2.37%	528,489	87,515	208,652	204,421	107,821	-
Intergovernmental Charges	-	N/A	-	-	-	-	-	-
Miscellaneous	-	N/A	-	-	-	-	-	-
Other Financing Sources	-	N/A	-	-	-	-	-	-
Total Revenues	$ 515,964	-2.37%	$ 528,489	$ 87,515	$ 208,652	$ 204,421	$ 107,821	$ -
Beginning Carryover	-	N/A	-	-	-			-
Ending Carryover	-	N/A	-	-	-			-
Tax Levy	$ (127,101)	23.47%	$ (102,942)	$ 89,796	$ 216,895	$ 203,579	$ 12,993	$ 34,360

2 **Number of Positions (FTE's)**	2017 Requested Budget	% Incr(Decr) 2016 Budget	2016 Revised Budget	Actual Through 6/30/2016	2016 Estimated	2015 Actual	2014 Actual	2013 Actual
Regular	0.20	0.20	-			-	-	5.71
Part-Time/Temporary	-	-	-			-	-	-
Request for Program Improvement	-	-	-			-	-	-
Vacant	5.91	5.91	-			-	-	-
Total Number of Positions (FTE's)	6.11	6.11	-	-	-	-	-	5.71

WOOD COUNTY BUDGET
SUMMARY SHEET
2017

	3
DEPT NUMBER	**2024**
DEPT	**NORWOOD HEALTH CENTER**
A/C NAME	**SKILLED NURSING FACILITY - CHRONICALLY MENTALLY ILL (SNF-CMI)**
FUNCTION	**54324**

Category	2017 Requested Budget	% Incr(Decr) 2016 Budget	2016 Revised Budget	Actual Through 6/30/2016	2016 Estimated	2015 Actual	2014 Actual	2013 Actual
Personal Services	$ 886,613	1.80%	$ 870,956	$ 410,363	$ 843,589	$ 866,074	$ 857,130	$ 882,224
Contractual Services	1,325	6.00%	1,250	599	1,275	1,263	1,254	1,287
Supplies and Expense	40,890	2.89%	39,740	21,949	42,101	40,773	41,092	42,390
Fixed Charges	-	N/A	-	-	-	-	-	-
Debt Service	-	N/A	-	-	-	-	-	-
Grants, Contributions & Other	-	N/A	-	-	-	-	-	-
Total Operating Expenditures	928,828	1.85%	911,946	432,910	886,965	908,110	899,476	925,901
Capital Outlay	-	-100.00%	3,000	-	3,000	-	-	-
Other Financing Uses	-	N/A	-	-	-	-	-	-
Total Expenditures	$ 928,828	1.52%	$ 914,946	$ 432,910	$ 889,965	$ 908,110	$ 899,476	$ 925,901
Intergovernmental	-	N/A	-	-	-	-	-	-
Licenses and Permits	-	N/A	-	-	-	-	-	-
Fines, Forfeits and Penalties	-	N/A	-	-	-	-	-	-
Public Charges for Services	1,058,273	-2.05%	1,080,432	325,808	1,072,830	1,040,783	976,754	980,645
Intergovernmental Charges	-	N/A	-	-	-	-	-	-
Miscellaneous	-	N/A	-	-	-	-	-	-
Other Financing Sources	-	N/A	-	-	-	-	-	-
Total Revenues	$ 1,058,273	-2.05%	$ 1,080,432	$ 325,808	$ 1,072,830	$ 1,040,783	$ 976,754	$ 980,645
Beginning Carryover		N/A						
Ending Carryover		N/A						
Tax Levy	$ (129,445)	-21.78%	$ (165,486)	$ 107,103	$ (182,865)	$ (132,672)	$ (77,277)	$ (54,744)

3 Number of Positions (FTE's)	2017 Requested Budget	% Incr(Decr) 2016 Budget	2016 Revised Budget	Actual Through 6/30/2016	2016 Estimated	2015 Actual	2014 Actual	2013 Actual
Regular	8.58	(3.67)	12.25			15.18	15.14	15.14
Part-Time/Temporary	0.81	0.29	0.52			-	-	-
Request for Program Improvement	-	-	-			-	-	-
Vacant	4.97	3.37	1.60			-	-	-
Total Number of Positions (FTE's)	14.36	(0.01)	14.37	-	-	15.18	15.14	15.14

WOOD COUNTY BUDGET
SUMMARY SHEET
2017

	4
DEPT NUMBER	**2025**
DEPT	**NORWOOD HEALTH CENTER**
A/C NAME	**SKILLED NURSING FACILITY - TRAUMATIC BRAIN INJURY (SNF-TBI)**
FUNCTION	**54325**

Category	2017 Requested Budget	% Incr(Decr) 2016 Budget	2016 Revised Budget	Actual Through 6/30/2016	2016 Estimated	2015 Actual	2014 Actual	2013 Actual
Personal Services	$ 653,600	-5.87%	$ 694,333	$ 268,813	$ 649,286	$ 502,681	$ 669,507	$ 698,990
Contractual Services	142,750	-28.01%	198,300	42,292	106,550	86,750	217,353	329,483
Supplies and Expense	68,520	-1.44%	69,520	16,292	43,320	50,410	78,543	53,002
Fixed Charges	-	N/A	-	-	-	-	-	-
Debt Service	-	N/A	-	-	-	-	-	-
Grants, Contributions & Other	-	N/A	-	-	-	-	-	-
Total Operating Expenditures	864,870	-10.11%	962,153	327,397	799,156	639,841	965,403	1,081,475
Capital Outlay	-	N/A	-	-	-	-	-	-
Other Financing Uses	-	N/A	-	-	-	-	-	-
Total Expenditures	$ 864,870	-10.11%	$ 962,153	$ 327,397	$ 799,156	$ 639,841	$ 965,403	$ 1,081,475
Intergovernmental	-	N/A	-	-	-	-	-	-
Licenses and Permits	-	N/A	-	-	-	-	-	-
Fines, Forfeits and Penalties	-	N/A	-	-	-	-	-	-
Public Charges for Services	893,774	-13.77%	1,036,512	150,369	893,774	241,959	1,098,280	1,257,056
Intergovernmental Charges	-	N/A	-	-	-	-	-	-
Miscellaneous	-	N/A	-	-	-	-	-	-
Other Financing Sources	-	N/A	-	-	-	-	-	-
Total Revenues	$ 893,774	-13.77%	$ 1,036,512	$ 150,369	$ 893,774	$ 241,959	$ 1,098,280	$ 1,257,056
Beginning Carryover	-	N/A	-	-	-			-
Ending Carryover	-	N/A	-	-	-			-
Tax Levy	$ (28,904)	-61.13%	$ (74,359)	$ 177,029	$ (94,618)	$ 397,881	$ (132,877)	$ (175,581)

4 Number of Positions (FTE's)	2017 Requested Budget	% Incr(Decr) 2016 Budget	2016 Revised Budget	Actual Through 6/30/2016	2016 Estimated	2015 Actual	2014 Actual	2013 Actual
Regular	6.72	(2.16)	8.88			13.24	13.15	13.15
Part-Time/Temporary	0.98	0.50	0.48			-	-	-
Request for Program Improvement	-	-	-			-	-	-
Vacant	3.09	0.66	2.43			-	-	-
Total Number of Positions (FTE's)	10.79	(1.00)	11.79	-	-	13.24	13.15	13.15

WOOD COUNTY BUDGET
SUMMARY SHEET
2017

	5
DEPT NUMBER	**2026**
DEPT	**NORWOOD HEALTH CENTER**
A/C NAME	**Inpatient Service**
FUNCTION	**54326**

Category	2017 Requested Budget	% Incr(Decr) 2016 Budget	2016 Revised Budget	Actual Through 6/30/2016	2016 Estimated	2015 Actual	2014 Actual	2013 Actual
Personal Services	$ 2,569,003	4.11%	$ 2,467,530	$ 815,750	$ 1,959,990	$ 1,697,549	$ 1,763,655	$ 1,939,809
Contractual Services	754,438	6.79%	706,438	615,554	1,549,500	824,940	607,787	563,100
Supplies and Expense	189,350	4.24%	181,650	77,284	172,500	130,146	190,816	155,653
Fixed Charges	-	N/A	-	-	-	-	-	-
Debt Service	-	N/A	-	-	-	-	-	-
Grants, Contributions & Other	-	N/A	-	-	-	-	-	-
Total Operating Expenditures	3,512,791	4.68%	3,355,618	1,508,588	3,681,990	2,652,635	2,562,258	2,658,562
Capital Outlay	-	N/A	-	-	-	-	-	-
Other Financing Uses	-	N/A	-	-	-	-	-	-
Total Expenditures	$ 3,512,791	4.68%	$ 3,355,618	$ 1,508,588	$ 3,681,990	$ 2,652,635	$ 2,562,258	$ 2,658,562
Intergovernmental	-	N/A	-	-	-	-	-	-
Licenses and Permits	-	N/A	-	-	-	-	-	-
Fines, Forfeits and Penalties	-	N/A	-	-	-	-	-	-
Public Charges for Services	4,396,827	-0.04%	4,398,805	1,183,191	3,749,502	3,213,569	3,002,567	3,247,619
Intergovernmental Charges	-	N/A	-	-	-	-	-	-
Miscellaneous	-	N/A	-	-	-	-	-	-
Other Financing Sources	-	N/A	-	-	-	-	-	-
Total Revenues	$ 4,396,827	-0.04%	$ 4,398,805	$ 1,183,191	$ 3,749,502	$ 3,213,569	$ 3,002,567	$ 3,247,619
Beginning Carryover		N/A			753,513			-
Ending Carryover		N/A						-
Tax Levy	$ (884,036)	-15.26%	$ (1,043,187)	$ 325,397	$ (821,025)	$ (560,934)	$ (440,310)	$ (589,057)

5 Number of Positions (FTE's)	2017 Requested Budget	% Incr(Decr) 2016 Budget	2016 Revised Budget	Actual Through 6/30/2016	2016 Estimated	2015 Actual	2014 Actual	2013 Actual
Regular	16.00	(6.67)	22.67			29.26	29.37	29.37
Part-Time/Temporary	0.81	0.01	0.80			-	-	-
Request for Program Improvement	1.23	(0.81)	2.03			-	-	-
Vacant	14.17	8.20	5.97			-	-	-
Total Number of Positions (FTE's)	32.21	0.74	31.47	-	-	29.26	29.37	29.37

WOOD COUNTY BUDGET
SUMMARY SHEET
2017

	6
DEPT NUMBER	**2030**
DEPT	**NORWOOD HEALTH CENTER**
A/C NAME	**Nursing Administration**
FUNCTION	**54330**

Category	2017 Requested Budget	% Incr(Decr) 2016 Budget	2016 Revised Budget	Actual Through 6/30/2016	2016 Estimated	2015 Actual	2014 Actual	2013 Actual
Personal Services	$ 167,077	0.11%	$ 166,895	$ 78,250	$ 166,977	$ 158,681	$ 161,184	$ 157,763
Contractual Services	1,100	-21.43%	1,400	589	1,161	1,244	1,201	982
Supplies and Expense	50,581	8.75%	46,511	27,597	51,118	42,690	45,917	51,237
Fixed Charges	-	N/A	-	-	-	-	-	-
Debt Service	-	N/A	-	-	-	-	-	-
Grants, Contributions & Other	-	N/A	-	-	-	-	-	-
Total Operating Expenditures	218,758	1.84%	214,806	106,436	219,256	202,615	208,302	209,982
Capital Outlay	-	N/A	-	-	-	-	17,937	-
Other Financing Uses	-	N/A	-	-	-	-	-	-
Total Expenditures	$ 218,758	1.84%	$ 214,806	$ 106,436	$ 219,256	$ 202,615	$ 226,239	$ 209,982
Intergovernmental	-	N/A	-	-	-	-	-	-
Licenses and Permits	-	N/A	-	-	-	-	-	-
Fines, Forfeits and Penalties	-	N/A	-	-	-	-	-	-
Public Charges for Services	-	N/A	-	-	-	-	-	-
Intergovernmental Charges	-	N/A	-	-	-	-	-	-
Miscellaneous	-	N/A	-	-	-	-	-	-
Other Financing Sources	-	N/A	-	-	-	-	-	-
Total Revenues	$ -	N/A	$ -	$ -	$ -	$ -	$ -	$ -
Beginning Carryover		N/A						
Ending Carryover		N/A						
Tax Levy	$ 218,758	1.84%	$ 214,806	$ 106,436	$ 219,256	$ 202,615	$ 226,239	$ 209,982

6 Number of Positions (FTE's)	2017 Requested Budget	% Incr(Decr) 2016 Budget	2016 Revised Budget	Actual Through 6/30/2016	2016 Estimated	2015 Actual	2014 Actual	2013 Actual
Regular	1.00	(1.00)	2.00			2.00	2.00	2.00
Part-Time/Temporary	-	(0.06)	0.06			-	-	-
Request for Program Improvement	-	-	-			-	-	-
Vacant	1.00	1.00	-			-	-	-
Total Number of Positions (FTE's)	2.00	(0.06)	2.06	-	-	2.00	2.00	2.00

WOOD COUNTY BUDGET
SUMMARY SHEET
2017

	7
DEPT NUMBER	**2050**
DEPT	**NORWOOD HEALTH CENTER**
A/C NAME	**Dietary**
FUNCTION	**54350**

Category	2017 Budget	% Incr(Decr) Budget	2016 Revised Budget	Actual Through 6/30/2016	2016 Estimated	2015 Actual	2014 Actual	2013 Actual
Personal Services	$ 543,286	12.10%	$ 484,646	$ 227,896	$ 478,378	$ 483,517	$ 489,887	$ 502,325
Contractual Services	5,500	0.00%	5,500	4,098	5,533	2,665	2,365	2,775
Supplies and Expense	426,869	51.18%	282,350	126,503	279,700	286,107	261,320	251,991
Fixed Charges	-	N/A	-	-	-	-	-	-
Debt Service	-	N/A	-	-	-	-	-	-
Grants, Contributions & Other	-	N/A	-	-	-	-	-	-
Total Operating Expenditures	975,655	26.30%	772,496	358,497	763,611	772,289	753,573	757,091
Capital Outlay	-	-100.00%	7,600	7,270	78,348	-	-	-
Other Financing Uses	-	N/A	-	-	-	-	-	-
Total Expenditures	$ 975,655	25.07%	$ 780,096	$ 365,767	$ 841,959	$ 772,289	$ 753,573	$ 757,091
Intergovernmental	-	N/A	-	-	-	-	-	-
Licenses and Permits	-	N/A	-	-	-	-	-	-
Fines, Forfeits and Penalties	-	N/A	-	-	-	-	-	-
Public Charges for Services	-	N/A	-	-	-	-	-	-
Intergovernmental Charges	564,177	101.49%	280,000	90,741	280,000	271,886	261,905	260,356
Miscellaneous	21,900	1.15%	21,650	6,954	21,650	20,712	18,955	20,003
Other Financing Sources	-	N/A	-	-	-	-	-	-
Total Revenues	$ 586,077	94.29%	$ 301,650	$ 97,695	$ 301,650	$ 292,598	$ 280,860	$ 280,359
Beginning Carryover		N/A						
Ending Carryover		N/A						
Tax Levy	$ 389,578	-18.57%	$ 478,446	$ 268,072	$ 540,309	$ 479,691	$ 472,713	$ 476,732

7 Number of Positions (FTE's)	2017 Requested Budget	% Incr(Decr) 2016 Budget	2016 Revised Budget	Actual Through 6/30/2016	2016 Estimated	2015 Actual	2014 Actual	2013 Actual
Regular	9.00	0.50	8.50			9.37	9.37	9.37
Part-Time/Temporary	0.37	(0.00)	0.37			-	-	-
Request for Program Improvement	-	-	-			-	-	-
Vacant	1.00	0.50	0.50			-	-	-
Total Number of Positions (FTE's)	10.37	1.00	9.37	-	-	9.37	9.37	9.37

WOOD COUNTY BUDGET
SUMMARY SHEET
2017

	8
DEPT NUMBER	**2051**
DEPT	**NORWOOD HEALTH CENTER**
A/C NAME	**Plant Operation & Maintenance**
FUNCTION	**54351**

Category	2017 Requested Budget	% Incr(Decr) 2016 Budget	2016 Revised Budget	Actual Through 6/30/2016	2016 Estimated	2015 Actual	2014 Actual	2013 Actual
Personal Services	$ 192,878	5.29%	$ 183,191	$ 86,795	$ 181,559	$ 176,544	$ 172,009	$ 165,732
Contractual Services	462,862	-2.80%	476,194	195,139	421,608	414,875	463,176	424,635
Supplies and Expense	24,750	0.00%	24,750	11,166	24,713	23,336	29,555	21,173
Fixed Charges	-	N/A	-	-	-	-	-	-
Debt Service	-	N/A	-	-	-	-	-	-
Grants, Contributions & Other	-	N/A	-	-	-	-	-	-
Total Operating Expenditures	680,490	-0.53%	684,135	293,100	627,880	614,755	664,740	611,541
Capital Outlay	-	-100.00%	299,400	37,894	299,400	343,148	275,620	195,538
Other Financing Uses	-	N/A	-	-	-	-	-	-
Total Expenditures	$ 680,490	-30.81%	$ 983,535	$ 330,994	$ 927,280	$ 957,903	$ 940,360	$ 807,079
Intergovernmental	-	N/A	-	-	-	-	-	-
Licenses and Permits	-	N/A	-	-	-	-	-	-
Fines, Forfeits and Penalties	-	N/A	-	-	-	-	-	-
Public Charges for Services	-	N/A	-	-	-	-	-	-
Intergovernmental Charges	-	N/A	-	-	-	-	-	-
Miscellaneous	17,309	2.44%	16,896	4,224	16,896	16,896	47,468	-
Other Financing Sources	-	N/A	-	-	-	-	-	-
Total Revenues	$ 17,309	2.44%	$ 16,896	$ 4,224	$ 16,896	$ 16,896	$ 47,468	$ -
Beginning Carryover		N/A						
Ending Carryover		N/A						
Tax Levy	$ 663,181	-31.39%	$ 966,639	$ 326,770	$ 910,384	$ 941,007	$ 892,892	$ 807,079

8 Number of Positions (FTE's)	2017 Requested Budget	% Incr(Decr) 2016 Budget	2016 Revised Budget	Actual Through 6/30/2016	2016 Estimated	2015 Actual	2014 Actual	2013 Actual
Regular	2.50	-	2.50			2.81	2.81	2.81
Part-Time/Temporary	0.40	0.03	0.37			-	-	-
Request for Program Improvement	-	-	-			-	-	-
Vacant	-	-	-			-	-	-
Total Number of Positions (FTE's)	2.90	0.03	2.87	-	-	2.81	2.81	2.81

WOOD COUNTY BUDGET
SUMMARY SHEET
2017

	9
DEPT NUMBER	**2063**
DEPT	**NORWOOD HEALTH CENTER**
A/C NAME	**Medical Records**
FUNCTION	**54363**

Category	2017 Requested Budget	% Incr(Decr) 2016 Budget	2016 Revised Budget	Actual Through 6/30/2016	2016 Estimated	2015 Actual	2014 Actual	2013 Actual
Personal Services	$ 187,165	-2.86%	$ 192,668	$ 87,560	$ 185,681	$ 180,633	$ 170,689	$ 172,278
Contractual Services	2,100	-7.49%	2,270	1,373	1,873	1,985	1,982	737
Supplies and Expense	1,500	-16.67%	1,800	462	1,250	1,268	1,008	2,533
Fixed Charges	-	N/A	-	-	-	-	-	-
Debt Service	-	N/A	-	-	-	-	-	-
Grants, Contributions & Other	-	N/A	-	-	-	-	-	-
Total Operating Expenditures	190,765	-3.04%	196,738	89,395	188,804	183,885	173,678	175,548
Capital Outlay	-	N/A	-	-	-	-	-	16,123
Other Financing Uses	-	N/A	-	-	-	-	-	-
Total Expenditures	$ 190,765	-3.04%	$ 196,738	$ 89,395	$ 188,804	$ 183,885	$ 173,678	$ 191,671
Intergovernmental	-	N/A	-	-	-	-	-	-
Licenses and Permits	-	N/A	-	-	-	-	-	-
Fines, Forfeits and Penalties	-	N/A	-	-	-	-	-	-
Public Charges for Services	-	N/A	-	-	-	-	-	-
Intergovernmental Charges	-	N/A	-	-	-	-	-	-
Miscellaneous	-	N/A	-	-	-	-	-	-
Other Financing Sources	-	N/A	-	-	-	-	-	-
Total Revenues	$ -	N/A	$ -	$ -	$ -	$ -	$ -	$ -
Beginning Carryover		N/A						
Ending Carryover		N/A						
Tax Levy	$ 190,765	-3.04%	$ 196,738	$ 89,395	$ 188,804	$ 183,885	$ 173,678	$ 191,671

9 Number of Positions (FTE's)	2017 Requested Budget	% Incr(Decr) 2016 Budget	2016 Revised Budget	Actual Through 6/30/2016	2016 Estimated	2015 Actual	2014 Actual	2013 Actual
Regular	1.80	(1.00)	2.80			3.20	3.20	3.23
Part-Time/Temporary	0.40	-	0.40			-	-	-
Request for Program Improvement	-	-	-			-	-	-
Vacant	1.00	1.00	-			-	-	-
Total Number of Positions (FTE's)	3.20	-	3.20	-	-	3.20	3.20	3.23

WOOD COUNTY BUDGET
SUMMARY SHEET
2017

	10
DEPT NUMBER	**2065**
DEPT	**NORWOOD HEALTH CENTER**
A/C NAME	**Administration**
FUNCTION	**54365**

Category	2017 Requested Budget	% Incr(Decr) 2016 Budget	2016 Revised Budget	Actual Through 6/30/2016	2016 Estimated	2015 Actual	2014 Actual	2013 Actual
Personal Services	$ 596,805	8.60%	$ 549,558	$ 264,339	$ 542,837	$ 506,572	$ 531,193	$ 512,911
Contractual Services	87,286	-14.84%	102,495	42,968	75,010	95,320	50,255	48,244
Supplies and Expense	28,000	3.90%	26,950	15,930	29,864	24,780	21,470	11,588
Fixed Charges	487,684	-7.28%	526,003	278,193	489,383	337,990	571,055	614,309
Debt Service	-	N/A	-	-	-	1,377	2,825	4,211
Grants, Contributions & Other	-	N/A	-	-	-	-	-	-
Total Operating Expenditures	1,199,775	-0.43%	1,205,006	601,430	1,137,094	966,040	1,176,798	1,191,262
Capital Outlay	-	N/A	-	-	-	-	-	-
Other Financing Uses	-	N/A	-	-	-	-	-	-
Total Expenditures	$ 1,199,775	-0.43%	$ 1,205,006	$ 601,430	$ 1,137,094	$ 966,040	$ 1,176,798	$ 1,191,262
Intergovernmental	110,000	N/A	-	-	110,000	71,071	-	-
Licenses and Permits	-	N/A	-	-	-	-	-	-
Fines, Forfeits and Penalties	-	N/A	-	-	-	-	-	-
Public Charges for Services	-	N/A	-	-	-	-	-	-
Intergovernmental Charges	-	N/A	-	-	-	-	-	-
Miscellaneous	37,000	3.93%	35,600	33,851	35,609	50,320	57,090	95,725
Other Financing Sources	(26,258)	N/A	-	-	-	-	-	33,500
Total Revenues	$ 120,742	239.16%	$ 35,600	$ 33,851	$ 145,609	$ 121,391	$ 57,090	$ 129,225
Beginning Carryover		N/A						
Ending Carryover		N/A						
Tax Levy	$ 1,079,033	-7.73%	$ 1,169,406	$ 567,579	$ 991,485	$ 844,649	$ 1,119,708	$ 1,062,037

10 Number of Positions (FTE's)	2017 Requested Budget	% Incr(Decr) 2016 Budget	2016 Revised Budget	Actual Through 6/30/2016	2016 Estimated	2015 Actual	2014 Actual	2013 Actual
Regular	7.10	0.96	6.14			8.09	8.09	8.09
Part-Time/Temporary	0.75	0.00	0.75			-	-	-
Request for Program Improvement	-	-	-			-	-	-
Vacant	0.75	(0.44)	1.19			-	-	-
Total Number of Positions (FTE's)	8.60	0.52	8.08	-	-	8.09	8.09	8.09

WOOD COUNTY BUDGET
SUMMARY SHEET
2017

	11
DEPT NUMBER	**2099**
DEPT	**NORWOOD HEALTH CENTER**
A/C NAME	**General Revenue**
FUNCTION	**0**

Category	2017 Requested Budget	% Incr(Decr) 2016 Budget	2016 Revised Budget	Actual Through 6/30/2016	2016 Estimated	2015 Actual	2014 Actual	2013 Actual
Personal Services	$ -	N/A	$ -	$ -	$ -	$ -	$ -	$ -
Contractual Services	-	N/A	-	-	-	-	-	-
Supplies and Expense	-	N/A	-	-	-	-	-	-
Fixed Charges	-	N/A	-	-	-	-	-	-
Debt Service	-	N/A	-	-	-	-	-	-
Grants, Contributions & Other	-	N/A	-	-	-	-	-	-
Total Operating Expenditures	-	N/A	-	-	-	-	-	-
Capital Outlay	-	N/A	-	-	-	-	-	-
Other Financing Uses	-	N/A	-	-	-	-	-	-
Total Expenditures	$ -	N/A	$ -	$ -	$ -	$ -	$ -	$ -
Intergovernmental	-	N/A	-	-	-	-	-	-
Licenses and Permits	-	N/A	-	-	-	-	-	-
Fines, Forfeits and Penalties	-	N/A	-	-	-	-	-	-
Public Charges for Services	-	N/A	-	-	-	(3,941)	769,608	(120,816)
Intergovernmental Charges	-	N/A	-	-	-	-	-	-
Miscellaneous	-	N/A	-	-	-	-	-	-
Other Financing Sources	-	N/A	-	-	-	-	-	-
Total Revenues	$ -	N/A	$ -	$ -	$ -	$ (3,941)	$ 769,608	$ (120,816)
Beginning Carryover		N/A						
Ending Carryover		N/A						
Tax Levy	$ -	N/A	$ -	$ -	$ -	$ 3,941	$ (769,608)	$ 120,816

11 **Number of Positions (FTE's)**	2017 Requested Budget	% Incr(Decr) 2016 Budget	2016 Revised Budget	Actual Through 6/30/2016	2016 Estimated	2015 Actual	2014 Actual	2013 Actual
Regular	-	-	-			-	-	-
Part-Time/Temporary	-	-	-			-	-	-
Request for Program Improvement	-	-	-			-	-	-
Vacant	-	-	-			-	-	-
Total Number of Positions (FTE's)	-	-	-	-	-	-	-	-

THIS PAGE LEFT BLANK INTENTIONALLY

CULTURE, RECREATION AND EDUCATION

COUNTY OF WOOD
2017 Expense Budget by Activity

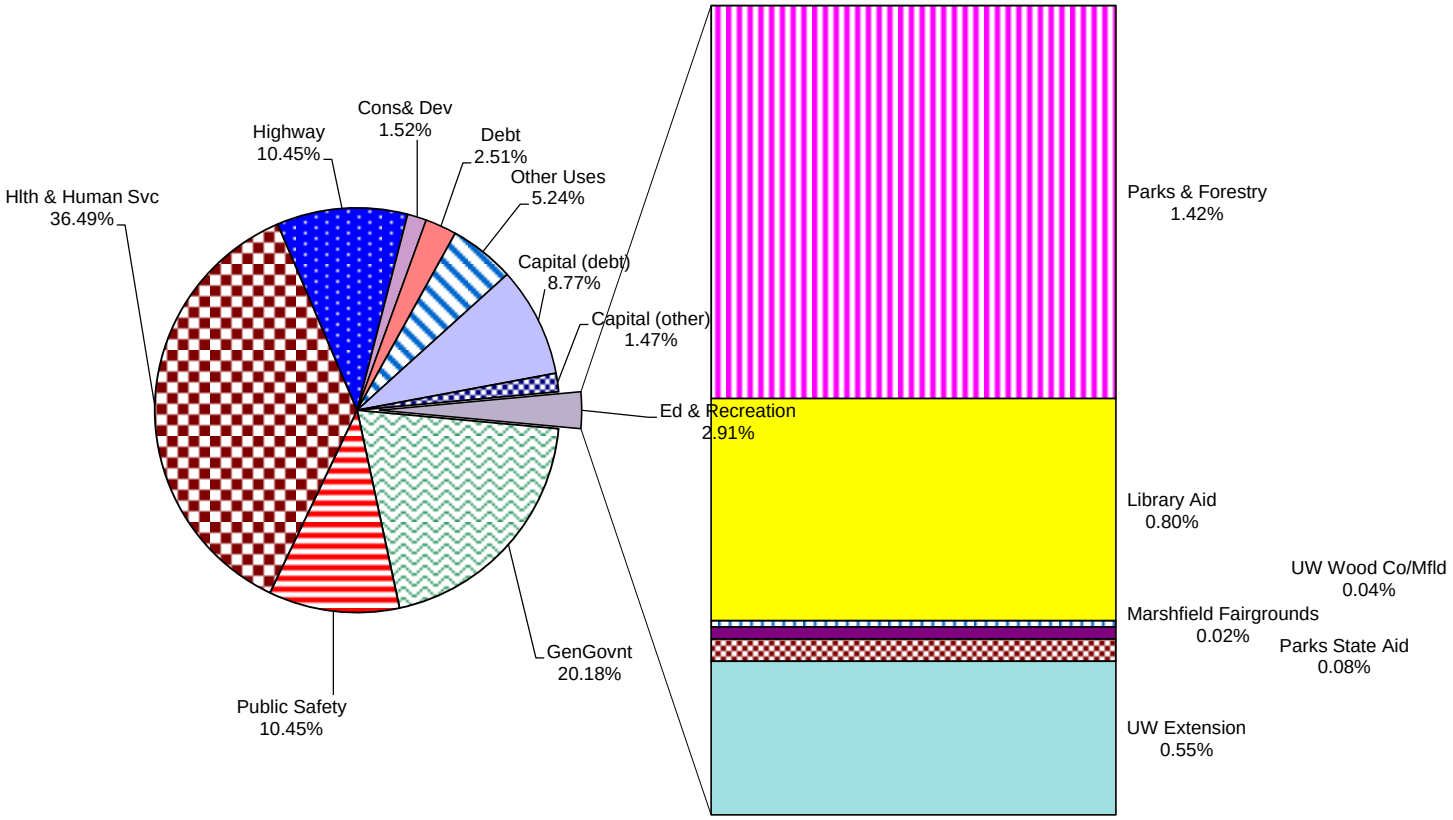

Detail by Percentage of Culture, Recreation and Education Expenses

Parks and Forestry

Statement of Purpose

The mission statement of the Park and Forestry Department is “To develop, maintain and operate facilities, resources and programs that meet the outdoor recreation, environmental and economic needs of the public; and provide clean, safe, quality family enjoyment at a reasonable cost”.

General Budget

The Wood county Park and Forestry Department budgets for the maintenance, development and operation of five major parks (three with campgrounds and dam/lake operations) Nepco lake County Park and Powers Bluff County Park / Winter Sports Area. Other recreational areas include; a 400 acre ATV Area, Rifle range Area, Richfield 360 Area, 5 acre Marshfield Pond Area and the 200 acre Lake Wazeecha Disposal Site. In addition to these Parks and recreational areas the wood County Park and Forestry Department manages 38,000 acres of “County Forest” lands and additional 15,000 acres of County owned land contracted for management under the DNR Wood County Wildlife Area.

Programs and Services

- ATV – The Wood County Parks and Forestry Department participates under the DNR ATV program. Cost shared money for maintenance and development of this facility is applied for from ATV license and registration fees.
- Snowmobile – The Wood County Parks and Forestry Department participates under the DNR Snowmobile program. Cost shared money for maintenance and development of snowmobile trails are applied for from the snowmobile license and registration fees.
- Parks
    - Camping
    - Beaches
    - Playground Areas
    - Picnic Areas
    - Shelter Houses
    - Boat Landing
    - Trails
    - Winter Sports
    - Public Shooting Range

Forestry

The mission of the Wood County Forest is to provide current and future generations with outdoor recreational opportunities and raw materials for wood using industries on a sustainable basis.

Management of the forest should balance local needs with broader concerns through integration of forestry, wildlife, fisheries, endangered resources, water, and air quality, soil, and recreational recommendations and practices. Multiple-use management will provide this variety of products and recreational amenities for the future through the use of sound forestry management practices. The forest will also be managed for such environmental needs as watershed protection, the protection of rare plant and animal communities, and biological diversity.

The Wood County Forest should be protected from natural catastrophes such as: fire, insect and disease outbreaks, and from possible detrimental effects of human encroachment, over-utilization, environmental degradation, and excessive development.

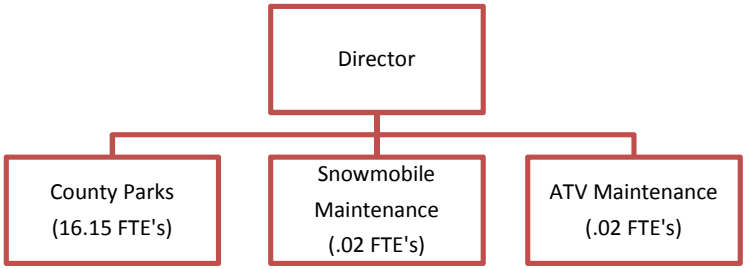

Number of Positions (FTE)	2017	2016	2015	2014	2013	2012	2011	2010	2009	2008
Total	17.19	16.19	16.73	17.64	17.58	18.52	18.61	18.65	18.62	18.94

WOOD COUNTY
BUDGET SUMMARY
2017

Category	County Parks & Forests 2101 55210	Maint Snowmobile Trails 2102 55441	ATV Trail Maintenance 2103 55442	State Wildlife Habitat Fund 2104 56911	County Forests State Aid 2105 56912	State Forestry Road Account 2106 56111	Park & Forestry Capital Projects 2107 56913	Powers Bluff 2108 0	2017 Total	Incr(Decr) 2016 Budget	2016 Total
Personal Services	1,064,666	1,268	1,268	-	-	-	-	-	1,067,202	4.07%	1,025,456
Contractual Services	318,615	-	-	2,000	-	4,000	-	-	324,615	10.39%	294,075
Supplies and Expense	129,559	66,657	10,732	-	-	-	8,660	-	215,608	-15.45%	255,002
Fixed Charges	50,931	-	715	-	-	-	-	-	51,646	-0.04%	51,666
Debt Service	-	-	-	-	-	-	-	-	-	N/A	-
Grants, Contributions & Other	6,525	-	-	-	-	-	-	-	6,525	0.02%	6,524
Total Operating Expenditures	1,570,296	67,925	12,715	2,000	-	4,000	8,660	-	1,665,596	0.02	1,632,723
Capital Outlay	-	-	-	-	-	-	305,000	-	305,000	-42.67%	532,000
Other Financing Uses	-	-	-	-	-	-	-	-	-	N/A	-
Total Expenditures	1,570,296	67,925	12,715	2,000	-	4,000	313,660	-	1,970,596	(0.09)	2,164,723
Intergovernmental	44,080	67,925	6,715	1,778	-	3,280	69,330	-	193,108	-45.13%	351,930
Licenses and Permits	-	-	-	-	-	-	-	-	-	N/A	-
Fines, Forfeits and Penalties	750	-	-	-	-	-	-	-	750	0.00%	750
Public Charges for Services	860,000	-	-	-	-	-	-	-	860,000	8.86%	790,000
Intergovernmental Charges	-	-	-	-	-	-	-	-	-	N/A	-
Miscellaneous	16,311	-	6,000	-	-	-	14,330	250,000	286,641	1062.00%	24,668
Other Financing Sources	-	-	-	-	-	-	-	-	-	N/A	-
Total Revenues	921,141	67,925	12,715	1,778	-	3,280	83,660	250,000	1,340,499	0.15	1,167,348
Beginning Carryover	-	30,568	(711)	653	316,181	4,538	259,605	50,000	660,834	-5.39%	698,463
Ending Carryover	-	30,568	(711)	431	316,181	3,818	29,605	300,000	679,892	11.02%	612,408
Tax Levy	$ 649,155	$ -	$ -	$ -	$ -	$ -	$ -	$ -	$ 649,155	(0.29)	$ 911,320
											-
Total Number of Positions (FTE's)	17.16	0.02	0.02	-	-	-	-	-	17.19	0.50	16.69

WOOD COUNTY BUDGET
SUMMARY SHEET
2017

	2
DEPT NUMBER	**2101**
DEPT	**PARK & FORESTRY**
A/C NAME	**County Parks & Forests**
FUNCTION	**55210**

Category	2017 Requested Budget	% Incr(Decr) 2016 Budget	2016 Revised Budget	Actual Through 6/30/2016	2016 Estimated	2015 Actual	2014 Actual	2013 Actual
Personal Services	$ 1,064,666	4.12%	$ 1,022,566	$ 449,813	$ 997,116	$ 963,894	$ 949,481	$ 966,169
Contractual Services	318,615	10.26%	288,975	110,320	310,915	272,265	281,914	332,277
Supplies and Expense	129,559	4.79%	123,637	58,713	115,637	105,981	109,022	116,818
Fixed Charges	50,931	-0.04%	50,951	41,991	50,460	59,302	50,120	59,158
Debt Service	-	N/A	-	-	-	-	-	-
Grants, Contributions & Other	6,525	0.02%	6,524	6,524	6,525	-	3,262	3,262
Total Operating Expenditures	1,570,296	5.20%	1,492,653	667,361	1,480,653	1,401,443	1,393,799	1,477,684
Capital Outlay	-	-100.00%	270,000	42,206	282,000	202,650	81,867	139,273
Other Financing Uses	-	N/A	-	-	-	130,000	38,610	-
Total Expenditures	$ 1,570,296	-10.91%	$ 1,762,653	$ 709,567	$ 1,762,653	$ 1,734,093	$ 1,514,276	$ 1,616,957
Intergovernmental	44,080	0.00%	44,080	42,413	42,413	41,881	39,272	38,495
Licenses and Permits	-	N/A	-	-	-	-	-	-
Fines, Forfeits and Penalties	750	0.00%	750	200	750	1,075	925	750
Public Charges for Services	860,000	8.86%	790,000	433,824	905,000	1,116,132	843,155	951,490
Intergovernmental Charges	-	N/A	-	-	-	-	-	-
Miscellaneous	16,311	-1.16%	16,503	16,311	16,311	-	11,556	14,475
Other Financing Sources	-	N/A	-	-	-	-	-	-
Total Revenues	$ 921,141	8.20%	$ 851,333	$ 492,749	$ 964,474	$ 1,159,088	$ 894,908	$ 1,005,210
Beginning Carryover	-	N/A	-	-	-	-	25,000	16,332
Ending Carryover	-	N/A	-	-	-		-	25,000
Tax Levy	$ 649,155	-28.77%	$ 911,320	$ 216,818	$ 798,179	$ 575,005	$ 594,368	$ 620,415.35

2 Number of Positions (FTE's)	2017 Requested Budget	% Incr(Decr) 2016 Budget	2016 Revised Budget	Actual Through 6/30/2016	2016 Estimated	2015 Actual	2014 Actual	2013 Actual
Regular	12.46		11.96			11.93	13.02	13.02
Part-Time/Temporary	4.19		4.19			4.26	4.58	4.52
Request for Program Improvement	0.50					0.50		
Vacant	-		0.50					
Total Number of Positions (FTE's)	17.16	-	16.65	-	-	16.69	17.60	17.54

WOOD COUNTY BUDGET
SUMMARY SHEET
2017

	3
DEPT NUMBER	**2102**
DEPT	**PARK & FORESTRY**
A/C NAME	**Maint Snowmobile Trails**
FUNCTION	**55441**

Category	2017 Requested Budget	% Incr(Decr) 2016 Budget	2016 Revised Budget	Actual Through 6/30/2016	2016 Estimated	2015 Actual	2014 Actual	2013 Actual
Personal Services	$ 1,268	-12.25%	$ 1,445	$ 138	$ 1,445	$ 269	$ 269	$ 256
Contractual Services	-	N/A	-	-	-	-	-	-
Supplies and Expense	66,657	0.27%	66,480	66,954	67,054	60,339	113,342	108,820
Fixed Charges	-	N/A	-	-	-	-	-	-
Debt Service	-	N/A	-	-	-	-	-	-
Grants, Contributions & Other	-	N/A	-	-	-	-	-	-
Total Operating Expenditures	67,925	0.00%	67,925	67,092	68,499	60,608	113,611	109,076
Capital Outlay	-	N/A	-	-	-	269,376	61,896	109,804
Other Financing Uses	-	N/A	-	-	-	-	-	-
Total Expenditures	$ 67,925	0.00%	$ 67,925	$ 67,092	$ 68,499	$ 329,984	$ 175,507	$ 218,880
Intergovernmental	67,925	0.00%	67,925	-	67,925	337,707	268,940	93,980
Licenses and Permits	-	N/A	-	-	-	-	-	-
Fines, Forfeits and Penalties	-	N/A	-	-	-	-	-	-
Public Charges for Services	-	N/A	-	-	-	-	-	-
Intergovernmental Charges	-	N/A	-	-	-	-	-	-
Miscellaneous	-	N/A	-	-	-	-	-	-
Other Financing Sources	-	N/A	-	-	-	-	-	-
Total Revenues	$ 67,925	0.00%	$ 67,925	$ -	$ 67,925	$ 337,707	$ 268,940	$ 93,980
Beginning Carryover	30,568	-1647.76%	(1,975)	21,142	21,142	3,419	(109,982)	14,918
Ending Carryover	30,568	-1647.76%	(1,975)	(35,950)	30,568	21,142	3,419	(109,982)
Tax Levy		N/A	$ -	$ 10,000	$ 10,000	$ 10,000	$ 19,968	$ -

3 Number of Positions (FTE's)	2017 Requested Budget	% Incr(Decr) 2016 Budget	2016 Revised Budget	Actual Through 6/30/2016	2016 Estimated	2015 Actual	2014 Actual	2013 Actual
Regular	0.02		0.02			0.02	0.02	0.02
Part-Time/Temporary	-							
Request for Program Improvement	-							
Vacant	-							
Total Number of Positions (FTE's)	0.02	-	0.02	-	-	0.02	0.02	0.02

WOOD COUNTY BUDGET
SUMMARY SHEET
2017

	4
DEPT NUMBER	**2103**
DEPT	**PARK & FORESTRY**
A/C NAME	**ATV Trail Maintenance**
FUNCTION	**55442**

Category	2017 Requested Budget	% Incr(Decr) 2016 Budget	2016 Revised Budget	Actual Through 6/30/2016	2016 Estimated	2015 Actual	2014 Actual	2013 Actual
Personal Services	$ 1,268	-12.25%	$ 1,445	$ 138	$ 1,268	$ 269	$ 269	$ 256
Contractual Services	-	N/A	-	-	-	-	-	-
Supplies and Expense	10,732	1.68%	10,555	168	10,732	10,643	10,663	11,361
Fixed Charges	715	0.00%	715	715	715	715	715	715
Debt Service	-	N/A	-	-	-	-	-	-
Grants, Contributions & Other	-	N/A	-	-	-	-	-	-
Total Operating Expenditures	12,715	0.00%	12,715	1,022	12,715	11,627	11,648	12,332
Capital Outlay	-	N/A	-	-	-	-	-	-
Other Financing Uses	-	N/A	-	-	-	-	-	-
Total Expenditures	$ 12,715	0.00%	$ 12,715	$ 1,022	$ 12,715	$ 11,627	$ 11,648	$ 12,332
Intergovernmental	6,715	0.00%	6,715	-	6,715	6,715	6,715	6,715
Licenses and Permits	-	N/A	-	-	-	-	-	-
Fines, Forfeits and Penalties	-	N/A	-	-	-	-	-	-
Public Charges for Services	-	N/A	-	-	-	-	-	-
Intergovernmental Charges	-	N/A	-	-	-	-	-	-
Miscellaneous	6,000	0.00%	6,000	-	6,000	4,605	4,462	5,339
Other Financing Sources	-	N/A	-	-	-	-	-	-
Total Revenues	$ 12,715	0.00%	$ 12,715	$ -	$ 12,715	$ 11,320	$ 11,177	$ 12,054
Beginning Carryover	(711)	5.82%	(672)	(711)	(711)	(404)	67	345
Ending Carryover	(711)	5.82%	(672)	(1,733)	(711)	(711)	(404)	67
Tax Levy	$ -	N/A	$ -	$ -	$ -	$ -	$ -	$ -

4 Number of Positions (FTE's)	2017 Requested Budget	% Incr(Decr) 2016 Budget	2016 Revised Budget	Actual Through 6/30/2016	2016 Estimated	2015 Actual	2014 Actual	2013 Actual
Regular	0.02		0.02			0.02	0.02	0.02
Part-Time/Temporary	-							
Request for Program Improvement	-							
Vacant	-							
Total Number of Positions (FTE's)	0.02	-	0.02	-	-	0.02	0.02	0.02

WOOD COUNTY BUDGET
SUMMARY SHEET
2017

	5
DEPT NUMBER	**2104**
DEPT	**PARK & FORESTRY**
A/C NAME	**State Wildlife Habitat Fund**
FUNCTION	**56911**

Category	2017 Requested Budget	% Incr(Decr) 2016 Budget	2016 Revised Budget	Actual Through 6/30/2016	2016 Estimated	2015 Actual	2014 Actual	2013 Actual
Personal Services	$ -	N/A	$ -	$ -	$ -	$ -	$ -	$ -
Contractual Services	2,000	-4.76%	2,100	-	2,000	2,785	1,965	1,965
Supplies and Expense	-	N/A	-	-	-	-	-	-
Fixed Charges	-	N/A	-	-	-	-	-	-
Debt Service	-	N/A	-	-	-	-	-	-
Grants, Contributions & Other	-	N/A	-	-	-	-	-	-
Total Operating Expenditures	2,000	-4.76%	2,100	-	2,000	2,785	1,965	1,965
Capital Outlay	-	N/A	-	-	-	-	-	-
Other Financing Uses	-	N/A	-	-	-	-	-	-
Total Expenditures	$ 2,000	-4.76%	$ 2,100	$ -	$ 2,000	$ 2,785	$ 1,965	$ 1,965
Intergovernmental	1,778	0.00%	1,778	1,780	1,778	1,778	1,785	1,856
Licenses and Permits	-	N/A	-	-	-	-	-	-
Fines, Forfeits and Penalties	-	N/A	-	-	-	-	-	-
Public Charges for Services	-	N/A	-	-	-	-	-	-
Intergovernmental Charges	-	N/A	-	-	-	-	-	-
Miscellaneous	-	N/A	-	-	-	-	-	-
Other Financing Sources	-	N/A	-	-	-	-	-	-
Total Revenues	$ 1,778	0.00%	$ 1,778	$ 1,780	$ 1,778	$ 1,778	$ 1,785	$ 1,856
Beginning Carryover	653	-1.14%	660	875	875	1,882	2,062	2,171
Ending Carryover	431	27.37%	338	2,655	653	875	1,882	2,062
Tax Levy	$ -	N/A	$ -	$ -	$ -	$ -	$ -	$ -

5 Number of Positions (FTE's)	2017 Requested Budget	% Incr(Decr) 2016 Budget	2016 Revised Budget	Actual Through 6/30/2016	2016 Estimated	2015 Actual	2014 Actual	2013 Actual
Regular	-		-			-	-	-
Part-Time/Temporary	-							
Request for Program Improvement	-							
Vacant	-							
Total Number of Positions (FTE's)	-	-	-	-	-	-	-	-

WOOD COUNTY BUDGET
SUMMARY SHEET
2017

	6
DEPT NUMBER	**2105**
DEPT	**PARK & FORESTRY**
A/C NAME	**County Forests State Aid**
FUNCTION	**56912**

Category	2017 Requested Budget	% Incr(Decr) 2016 Budget	2016 Revised Budget	Actual Through 6/30/2016	2016 Estimated	2015 Actual	2014 Actual	2013 Actual
Personal Services	$ -	N/A	$ -	$ -	$ -	$ -	$ -	$ -
Contractual Services	-	N/A	-	-	-	-	-	-
Supplies and Expense	-	-100.00%	50,000	-	-	-	2,597	13,941
Fixed Charges	-	N/A	-	-	-	-	-	-
Debt Service	-	N/A	-	-	-	-	-	-
Grants, Contributions & Other	-	N/A	-	-	-	-	-	-
Total Operating Expenditures	-	-100.00%	50,000	-	-	-	2,597	13,941
Capital Outlay	-	N/A	-	-	-	-	-	-
Other Financing Uses	-	N/A	-	-	-	-	-	-
Total Expenditures	$ -	-100.00%	$ 50,000	$ -	$ -	$ -	$ 2,597	$ 13,941
Intergovernmental	-	-100.00%	50,000	-	-	-	4,941	(4,000)
Licenses and Permits	-	N/A	-	-	-	-	-	-
Fines, Forfeits and Penalties	-	N/A	-	-	-	-	-	-
Public Charges for Services	-	N/A	-	-	-	-	-	9,229
Intergovernmental Charges	-	N/A	-	-	-	-	-	-
Miscellaneous	-	N/A	-	-	-	5,025	103,488	123,940
Other Financing Sources	-	N/A	-	-	-	-	-	-
Total Revenues	$ -	-100.00%	$ 50,000	$ -	$ -	$ 5,025	$ 108,429	$ 129,169
Beginning Carryover	316,181	0.81%	313,656	316,181	316,181	311,156	205,325	90,096
Ending Carryover	316,181	0.81%	313,656	316,181	316,181	316,181	311,156	205,325
Tax Levy	$ -	N/A	$ -	$ -	$ -	$ -	$ -	$ -

6 **Number of Positions (FTE's)**	2017 Requested Budget	% Incr(Decr) 2016 Budget	2016 Revised Budget	Actual Through 6/30/2016	2016 Estimated	2015 Actual	2014 Actual	2013 Actual
Regular	-		-			-	-	-
Part-Time/Temporary	-							
Request for Program Improvement	-							
Vacant	-							
Total Number of Positions (FTE's)	-	-	-	-	-	-	-	-

WOOD COUNTY BUDGET
SUMMARY SHEET
2017

	7
DEPT NUMBER	**2106**
DEPT	**PARK & FORESTRY**
A/C NAME	**State Forestry Road Account**
FUNCTION	**56111**

Category	2017 Budget	% Incr(Decr) Budget	2016 Budget	Actual Through 6/30/2016	2016 Estimated	2015 Actual	2014 Actual	2013 Actual
Personal Services	$ -	N/A	$ -	$ -	$ -	$ -	$ -	$ -
Contractual Services	4,000	33.33%	3,000	2,000	3,000	-	3,500	3,000
Supplies and Expense	-	N/A	-	-	-	-	-	-
Fixed Charges	-	N/A	-	-	-	-	-	-
Debt Service	-	N/A	-	-	-	-	-	-
Grants, Contributions & Other	-	N/A	-	-	-	-	-	-
Total Operating Expenditures	4,000	33.33%	3,000	2,000	3,000	-	3,500	3,000
Capital Outlay	-	N/A	-	-	-	-	-	-
Other Financing Uses	-	N/A	-	-	-	-	-	-
Total Expenditures	$ 4,000	33.33%	$ 3,000	$ 2,000	$ 3,000	$ -	$ 3,500	$ 3,000
Intergovernmental	3,280	0.40%	3,267	3,274	3,274	3,267	3,267	3,262
Licenses and Permits	-	N/A	-	-	-	-	-	-
Fines, Forfeits and Penalties	-	N/A	-	-	-	-	-	-
Public Charges for Services	-	N/A	-	-	-	-	-	-
Intergovernmental Charges	-	N/A	-	-	-	-	-	-
Miscellaneous	-	N/A	-	-	-	-	-	-
Other Financing Sources	-	N/A	-	-	-	-	-	-
Total Revenues	$ 3,280	0.40%	$ 3,267	$ 3,274	$ 3,274	$ 3,267	$ 3,267	$ 3,262
Beginning Carryover	4,538	1619.01%	264	4,264	4,264	997	1,230	968
Ending Carryover	3,818	619.06%	531	5,538	4,538	4,264	997	1,230
Tax Levy	$ -	N/A	$ -	$ -	$ -	$ -	$ -	$ -

7 Number of Positions (FTE's)	2017 Requested Budget	% Incr(Decr) 2016 Budget	2016 Revised Budget	Actual Through 6/30/2016	2016 Estimated	2015 Actual	2014 Actual	2013 Actual
Regular	-		-			-	-	-
Part-Time/Temporary	-							
Request for Program Improvement	-							
Vacant	-							
Total Number of Positions (FTE's)	-	-	-	-	-	-	-	-

WOOD COUNTY BUDGET
SUMMARY SHEET
2017

	8
DEPT NUMBER	**2107**
DEPT	**PARK & FORESTRY**
A/C NAME	**Park & Forestry Capital Projects**
FUNCTION	**56913**

Category	2017 Requested Budget	% Incr(Decr) 2016 Budget	2016 Revised Budget	Actual Through 6/30/2016	2016 Estimated	2015 Actual	2014 Actual	2013 Actual
Personal Services	$ -	N/A	$ -	$ -	$ -	$ -	$ -	$ -
Contractual Services	-	N/A	-	-	-	-	-	-
Supplies and Expense	8,660	100.00%	4,330	5,719	8,660	-	7,100	4,330
Fixed Charges	-	N/A	-	-	-	-	-	-
Debt Service	-	N/A	-	-	-	-	-	-
Grants, Contributions & Other	-	N/A	-	-	-	-	-	-
Total Operating Expenditures	8,660	100.00%	4,330	5,719	8,660	-	7,100	4,330
Capital Outlay	305,000	16.41%	262,000	27,916	593,000	120,850	11,243	5,369
Other Financing Uses	-	N/A	-	-	-	-	-	-
Total Expenditures	$ 313,660	17.77%	$ 266,330	$ 33,635	$ 601,660	$ 120,850	$ 18,343	$ 9,699
Intergovernmental	69,330	-61.09%	178,165	83,015	254,895	-	2,165	2,165
Licenses and Permits	-	N/A	-	-	-	-	-	-
Fines, Forfeits and Penalties	-	N/A	-	-	-	-	-	-
Public Charges for Services	-	N/A	-	-	-	-	-	-
Intergovernmental Charges	-	N/A	-	-	-	-	-	-
Miscellaneous	14,330	561.89%	2,165	2,165	44,330	21,360	20,906	37,970
Other Financing Sources	-	N/A	-	-	-	130,000	38,610	93,680
Total Revenues	$ 83,660	-53.61%	$ 180,330	$ 85,180	$ 299,225	$ 151,360	$ 61,681	$ 133,815
Beginning Carryover	259,605	-32.84%	386,530	562,040	562,040	531,530	488,191	364,075
Ending Carryover	29,605	-90.15%	300,530	613,585	259,605	562,040	531,530	488,191
Tax Levy	$ -	N/A	$ -	$ -	$ -	$ -	$ -	$ -

8 Number of Positions (FTE's)	2017 Requested Budget	% Incr(Decr) 2016 Budget	2016 Revised Budget	Actual Through 6/30/2016	2016 Estimated	2015 Actual	2014 Actual	2013 Actual
Regular	-		-			-	-	-
Part-Time/Temporary	-							
Request for Program Improvement	-							
Vacant	-							
Total Number of Positions (FTE's)	-	-	-	-	-	-	-	-

County Aid to Libraries

Statement of Purpose

The library levy is apportioned to only those municipalities that don't operate a municipal library, providing the municipalities with libraries pass a resolution exempting themselves from the levy. The county makes payments to the libraries in support of 77% of the funding needed, 3rd day van delivery service, additional funding to smaller libraries, deposit collection reimbursement, hold harmless and other reimbursements. The following libraries receive levy support from Wood County:

- Arpin
- Marshfield
- Nekoosa
- Pittsville
- Vesper
- Wisconsin Rapids

WOOD COUNTY BUDGET
SUMMARY SHEET
2017

	3
DEPT NUMBER	**9901**
DEPT	**NON-DEPARTMENTAL**
A/C NAME	**County Aid to Libraries**
FUNCTION	**55112**

Category	**2017 Requested Budget**	**% Incr(Decr) 2016 Budget**	**2016 Revised Budget**	**Actual Through 6/30/2016**	**2016 Estimated**	**2015 Actual**	**2014 Actual**	**2013 Actual**
Personal Services	$ -	N/A	$ -	$ -	$ -	$ -	$ -	$ -
Contractual Services	-	N/A	-	-	-	-	-	-
Supplies and Expense	-	N/A	-	-	-	-	-	-
Fixed Charges	-	N/A	-	-	-	-	-	-
Debt Service	-	N/A	-	-	-	-	-	-
Grants, Contributions & Other	887,103	4.02%	852,801	435,329	852,801	805,043	746,262	777,670
Total Operating Expenditures	887,103	4.02%	852,801	435,329	852,801	805,043	746,262	777,670
Capital Outlay	-	N/A	-	-	-	-	-	-
Other Financing Uses	-	N/A	-	-	-	-	-	-
Total Expenditures	$ 887,103	4.02%	$ 852,801	$ 435,329	$ 852,801	$ 805,043	$ 746,262	$ 777,670
Intergovernmental	-	N/A	-	-	-	-	-	-
Licenses and Permits	-	N/A	-	-	-	-	-	-
Fines, Forfeits and Penalties	-	N/A	-	-	-	-	-	-
Public Charges for Services	-	N/A	-	-	-	-	-	-
Intergovernmental Charges	-	N/A	-	-	-	-	-	-
Miscellaneous	-	N/A	-	-	-	-	-	-
Other Financing Sources	-	N/A	-	-	-	-	-	-
Total Revenues	$ -	N/A	$ -	$ -	$ -	$ -	$ -	$ -
Beginning Carryover		N/A						
Ending Carryover		N/A						
Tax Levy	$ 887,103	4.02%	$ 852,801	$ 435,329	$ 852,801	$ 805,043	$ 746,262	$ 777,670

3 **Number of Positions (FTE's)**	**2017 Requested Budget**	**% Incr(Decr) 2016 Budget**	**2016 Revised Budget**	**Actual Through 6/30/2016**	**2016 Estimated**	**2015 Actual**	**2014 Actual**	**2013 Actual**
Regular	-		-			-	-	-
Part-Time/Temporary	-							
Request for Program Improvement	-							
Vacant	-							
Total Number of Positions (FTE's)	-	-	-	-	-	-	-	-

University Commission: UW-Marshfield/Wood County

Statement of Purpose

The University Commission: UW-Marshfield/Wood County (Commission) is a joint venture between the Wood County Board of Supervisors and the Common Council of the City of Marshfield for the purchase of the site and construction of said center, and the care, custody, maintenance, improvement and repair of the lands and buildings during its operation as a University Extension Center. The Commission Board consists of six members: three county board supervisors who are appointed by the chairman of the Wood County Board with approval of the county board and three aldermen from the City of Marshfield who are appointed by the mayor with approval of the council. Before September of every year, the Commission submits to the Wood County Board and the Marshfield Common Council a budget indicating the amount needed from each governing body to defray the costs of maintenance, care, custody, repair and improvement of the buildings and premises of the University of Wisconsin – Marshfield/Wood County for the ensuing year.

WOOD COUNTY BUDGET
SUMMARY SHEET
2017

	7
DEPT NUMBER	**9903**
DEPT	**NON-DEPARTMENTAL**
A/C NAME	**UW Mfld/Wood Co Campus**
FUNCTION	**55630**

Category	2017 Budget	% Incr(Decr) Budget	2016 Budget	Actual Through 6/30/2016	2016 Estimated	2015 Actual	2014 Actual	2013 Actual
Personal Services	$ -	N/A	$ -	$ -	$ -	$ -	$ -	$ -
Contractual Services	-	N/A	-	-	-	-	-	-
Supplies and Expense	-	N/A	-	-	-	-	-	-
Fixed Charges	-	N/A	-	-	-	-	-	-
Debt Service	-	N/A	-	-	-	-	-	-
Grants, Contributions & Other	47,727	0.58%	47,452	23,726	47,452	47,002	45,969	44,242
Total Operating Expenditures	47,727	0.58%	47,452	23,726	47,452	47,002	45,969	44,242
Capital Outlay	15,000	-87.07%	116,000	27,463	116,000	119,691	127,041	339,757
Other Financing Uses	-	N/A	-	-	-	-	-	-
Total Expenditures	$ 62,727	-61.62%	$ 163,452	$ 51,189	$ 163,452	$ 166,693	$ 173,010	$ 383,999
Intergovernmental	-	N/A	-	-	-	-	-	-
Licenses and Permits	-	N/A	-	-	-	-	-	-
Fines, Forfeits and Penalties	-	N/A	-	-	-	-	-	-
Public Charges for Services	-	N/A	-	-	-	-	-	-
Intergovernmental Charges	-	N/A	-	-	-	-	-	-
Miscellaneous	-	N/A	-	-	-	-	-	-
Other Financing Sources	-	N/A	-	-	-	-	-	-
Total Revenues	$ -	N/A	$ -	$ -	$ -	$ -	$ -	$ -
Beginning Carryover		N/A						
Ending Carryover		N/A						
Tax Levy	$ 62,727	-61.62%	$ 163,452	$ 51,189	$ 163,452	$ 166,693	$ 173,010	$ 383,999

7 Number of Positions (FTE's)	2017 Requested Budget	% Incr(Decr) 2016 Budget	2016 Revised Budget	Actual Through 6/30/2016	2016 Estimated	2015 Actual	2014 Actual	2013 Actual
Regular	-		-			-	-	-
Part-Time/Temporary	-							
Request for Program Improvement	-							
Vacant	-							
Total Number of Positions (FTE's)	-	-	-	-	-	-	-	-

UW Extension and Marshfield Fairgrounds

Statement of Purpose

Our statewide mission is to help the people of Wisconsin apply University research, knowledge and resources to meet their educational needs wherever they live or work. Wood County UW-Extension supports the state mission by providing county residents with local opportunities to access University research, knowledge and resources.

Our statewide purpose to which we commit… We teach, learn, lead and serve, connecting people with the University of Wisconsin, and engaging with them in transforming lives and communities.

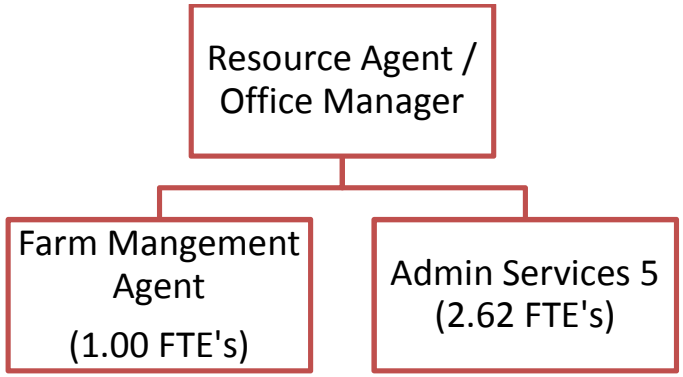

Number of Positions (FTE)	2017	2016	2015	2014	2013	2012	2011	2010	2009	2008
Total	2.62	2.62	4.69	4.69	5.62	6.69	6.69	6.69	6.69	6.69

WOOD COUNTY
BUDGET SUMMARY
2017

Category	UW Extension 3001 55620	UW Extension Jr Fair 3003 55650	UW Extension Project Accounts 3004 55660	Farm Technology Days 3005 55661	2017 Total	Incr(Decr) 2016 Budget	2016 Total
Personal Services	152,093	-	-	-	152,093	4.52%	145,517
Contractual Services	272,904	-	-	43,000	315,904	7.61%	293,563
Supplies and Expense	47,245	-	27,700	-	74,945	-0.66%	75,445
Fixed Charges	38,428	-	-	-	38,428	-1.93%	39,186
Debt Service	-	-	-	-	-	N/A	-
Grants, Contributions & Other	-	32,000	-	-	32,000	0.00%	32,000
Total Operating Expenditures	510,670	32,000	27,700	43,000	613,370	4.72%	585,711
Capital Outlay	-	-	-	-	-	N/A	-
Other Financing Uses	-	-	-	-	-	N/A	-
Total Expenditures	510,670	32,000	27,700	43,000	613,370	4.72%	585,711
Intergovernmental	-	-	6,000	-	6,000	123.21%	2,688
Licenses and Permits	-	-	-	-	-	N/A	-
Fines, Forfeits and Penalties	-	-	-	-	-	N/A	-
Public Charges for Services	1,000	-	3,100	-	4,100	-53.67%	8,850
Intergovernmental Charges	-	-	-	-	-	N/A	-
Miscellaneous	-	-	-	-	-	-100.00%	500
Other Financing Sources	-	-	-	-	-	N/A	-
Total Revenues	1,000	-	9,100	-	10,100	-16.10%	12,038
Beginning Carryover	-	-	61,407	43,000	104,407	1.07%	103,303
Ending Carryover	-	-	62,807	-	62,807	-25.05%	83,803
Tax Levy	509,670	32,000	20,000	-	561,670	1.35%	554,173
							-
Total Number of Positions (FTE's)	2.62	-	-	-	2.62	(0.00)	2.62

WOOD COUNTY BUDGET
SUMMARY SHEET
2017

	2
DEPT NUMBER	**3001**
DEPT	**UW EXTENSION**
A/C NAME	**UW Extension**
FUNCTION	**55620**

Category	2017 Requested Budget	% Incr(Decr) 2016 Budget	2016 Revised Budget	Actual Through 6/30/2016	2016 Estimated	2015 Actual	2014 Actual	2013 Actual
Personal Services	$ 152,093	4.52%	$ 145,517	$ 70,549	$ 135,517	$ 249,494	$ 245,398	$ 268,198
Contractual Services	272,904	-0.24%	273,563	135,891	264,263	163,118	154,845	126,681
Supplies and Expense	47,245	-1.05%	47,745	12,769	47,154	32,311	33,426	35,189
Fixed Charges	38,428	-1.93%	39,186	20,375	39,186	37,445	38,282	38,378
Debt Service	-	N/A	-	-	-	-	-	-
Grants, Contributions & Other	-	N/A	-	-	-	-	-	-
Total Operating Expenditures	510,670	0.92%	506,011	239,583	486,120	482,370	471,951	468,447
Capital Outlay	-	N/A	-	-	-	11,114	-	-
Other Financing Uses	-	N/A	-	-	-	-	-	-
Total Expenditures	$ 510,670	0.92%	$ 506,011	$ 239,583	$ 486,120	$ 493,483	$ 471,951	$ 468,447
Taxes	-	N/A	-	-	-	-	-	-
Intergovernmental	-	-100.00%	2,688	-	-	-	5,682	2,688
Licenses and Permits	-	N/A	-	-	-	-	-	-
Fines, Forfeits and Penalties	-	N/A	-	-	-	-	-	-
Public Charges for Services	1,000	-13.04%	1,150	57	250	56	388	650
Intergovernmental Charges	-	N/A	-	-	-	-	-	-
Miscellaneous	-	N/A	-	-	-	-	-	-
Other Financing Sources	-	N/A	-	-	-	11,114	-	-
Total Revenues	$ 1,000	-73.94%	$ 3,838	$ 57	$ 250	$ 11,170	$ 6,070	$ 3,338
Beginning Carryover		N/A						
Ending Carryover		N/A						
Tax Levy	$ 509,670	1.49%	$ 502,173	$ 239,526	$ 485,870	$ 482,313	$ 465,881	$ 465,109

2 **Number of Positions (FTE's)**	2017 Requested Budget	% Incr(Decr) 2016 Budget	2016 Revised Budget	Actual Through 6/30/2016	2016 Estimated	2015 Actual	2014 Actual	2013 Actual
Regular	1.65		2.62			4.69	4.69	5.62
Part-Time/Temporary	-							
Request for Program Improvement	-							
Vacant	0.97							
Total Number of Positions (FTE's)	2.62	-	2.62	-	-	4.69	4.69	5.62

WOOD COUNTY BUDGET
SUMMARY SHEET
2017

	3
DEPT NUMBER	**3003**
DEPT	**UW EXTENSION**
A/C NAME	**UW Extension Jr Fair**
FUNCTION	**55650**

Category	2017 Requested Budget	% Incr(Decr) 2016 Budget	2016 Revised Budget	Actual Through 6/30/2016	2016 Estimated	2015 Actual	2014 Actual	2013 Actual
Personal Services	$ -	N/A	$ -	$ -	$ -	$ -	$ -	$ -
Contractual Services	-	N/A	-	-	-	-	-	-
Supplies and Expense	-	N/A	-	-	-	-	-	-
Fixed Charges	-	N/A	-	-	-	-	-	-
Debt Service	-	N/A	-	-	-	-	-	-
Grants, Contributions & Other	32,000	0.00%	32,000	32,000	32,000	-	64,000	32,000
Total Operating Expenditures	32,000	0.00%	32,000	32,000	32,000	-	64,000	32,000
Capital Outlay	-	N/A	-	-	-	-	-	-
Other Financing Uses	-	N/A	-	-	-	-	-	-
Total Expenditures	$ 32,000	0.00%	$ 32,000	$ 32,000	$ 32,000	$ -	$ 64,000	$ 32,000
Intergovernmental	-	N/A	-	-	-	-	-	-
Licenses and Permits	-	N/A	-	-	-	-	-	-
Fines, Forfeits and Penalties	-	N/A	-	-	-	-	-	-
Public Charges for Services	-	N/A	-	-	-	-	-	-
Intergovernmental Charges	-	N/A	-	-	-	-	-	-
Miscellaneous	-	N/A	-	-	-	-	-	-
Other Financing Sources	-	N/A	-	-	-	-	-	-
Total Revenues	$ -	N/A	$ -	$ -	$ -	$ -	$ -	$ -
Beginning Carryover		N/A						
Ending Carryover		N/A						
Tax Levy	$ 32,000	0.00%	$ 32,000	$ 32,000	$ 32,000	$ -	$ 64,000	$ 32,000

3 Number of Positions (FTE's)	2017 Requested Budget	% Incr(Decr) 2016 Budget	2016 Revised Budget	Actual Through 6/30/2016	2016 Estimated	2015 Actual	2014 Actual	2013 Actual
Regular	-		-			-	-	-
Part-Time/Temporary	-							
Request for Program Improvement	-							
Vacant	-							
Total Number of Positions (FTE's)	-	-	-	-	-	-	-	-

WOOD COUNTY BUDGET
SUMMARY SHEET
2017

	4
DEPT NUMBER	**3004**
DEPT	**UW EXTENSION**
A/C NAME	**UW Extension Project Accounts**
FUNCTION	**55660**

Category	2017 Requested Budget	% Incr(Decr) 2016 Budget	2016 Revised Budget	Actual Through 6/30/2016	2016 Estimated	2015 Actual	2014 Actual	2013 Actual
Personal Services	$ -	N/A	$ -	$ -	$ -	$ -	$ -	$ -
Contractual Services	-	N/A	-	-	-	-	-	-
Supplies and Expense	27,700	0.00%	27,700	5,316	27,700	30,532	12,768	9,243
Fixed Charges	-	N/A	-	-	-	-	-	-
Debt Service	-	N/A	-	-	-	-	-	-
Grants, Contributions & Other	-	N/A	-	-	-	-	-	-
Total Operating Expenditures	27,700	0.00%	27,700	5,316	27,700	30,532	12,768	9,243
Capital Outlay	-	N/A	-	-	-	-	-	-
Other Financing Uses	-	N/A	-	-	-	-	-	-
Total Expenditures	$ 27,700	0.00%	$ 27,700	$ 5,316	$ 27,700	$ 30,532	$ 12,768	$ 9,243
Intergovernmental	6,000	N/A	-	29,834	29,834	1,500	-	-
Licenses and Permits	-	N/A	-	-	-	-	-	-
Fines, Forfeits and Penalties	-	N/A	-	-	-	-	-	-
Public Charges for Services	3,100	-59.74%	7,700	3,039	4,618	11,784	14,037	11,803
Intergovernmental Charges	-	N/A	-	-	-	-	-	-
Miscellaneous	-	-100.00%	500	-	-	-	-	-
Other Financing Sources	-	N/A	-	-	-	-	-	-
Total Revenues	$ 9,100	10.98%	$ 8,200	$ 32,873	$ 34,452	$ 13,284	$ 14,037	$ 11,803
Beginning Carryover	61,407	52.36%	40,303	34,655	34,655	45,903	44,634	22,074
Ending Carryover	62,807	53.93%	40,803	62,212	61,407	34,655	45,903	44,634
Tax Levy	$ 20,000	0.00%	$ 20,000	$ -	$ 20,000	$ 6,000	$ -	$ 20,000

4 Number of Positions (FTE's)	2017 Requested Budget	% Incr(Decr) 2016 Budget	2016 Revised Budget	Actual Through 6/30/2016	2016 Estimated	2015 Actual	2014 Actual	2013 Actual
Regular	-		-			-	-	-
Part-Time/Temporary	-							
Request for Program Improvement	-							
Vacant	-							
Total Number of Positions (FTE's)	-	-	-	-	-	-	-	-

WOOD COUNTY BUDGET
SUMMARY SHEET
2017

	5
DEPT NUMBER	**3005**
DEPT	**UW EXTENSION**
A/C NAME	**Farm Technology Days**
FUNCTION	**55661**

Category	2017 Requested Budget	% Incr(Decr) 2016 Budget	2016 Revised Budget	Actual Through 6/30/2016	2016 Estimated	2015 Actual	2014 Actual	2013 Actual
Personal Services	$ -	N/A	$ -	$ -	$ -	$ -	$ -	$ -
Contractual Services	43,000	115.00%	20,000	20,000	20,000	-	-	-
Supplies and Expense	-	N/A	-	-	-	-	-	-
Fixed Charges	-	N/A	-	-	-	-	-	-
Debt Service	-	N/A	-	-	-	-	-	-
Grants, Contributions & Other	-	N/A	-	-	-	-	-	-
Total Operating Expenditures	43,000	115.00%	20,000	20,000	20,000	-	-	-
Capital Outlay	-	N/A	-	-	-	-	-	-
Other Financing Uses	-	N/A	-	-	-	-	-	-
Total Expenditures	$ 43,000	115.00%	$ 20,000	$ 20,000	$ 20,000	$ -	$ -	$ -
Intergovernmental	-	N/A	-	-	-	-	-	-
Licenses and Permits	-	N/A	-	-	-	-	-	-
Fines, Forfeits and Penalties	-	N/A	-	-	-	-	-	-
Public Charges for Services	-	N/A	-	-	-	-	-	-
Intergovernmental Charges	-	N/A	-	-	-	-	-	-
Miscellaneous	-	N/A	-	-	-	-	-	-
Other Financing Sources	-	N/A	-	-	-	-	-	-
Total Revenues	$ -	N/A	$ -	$ -	$ -	$ -	$ -	$ -
Beginning Carryover	43,000	-31.75%	63,000	63,000	63,000		-	
Ending Carryover	-	-100.00%	43,000	43,000	43,000	63,000	-	-
Tax Levy	$ -	N/A	$ -	$ -	$ -	$ 63,000	$ -	$ -

5 Number of Positions (FTE's)	2017 Requested Budget	% Incr(Decr) 2016 Budget	2016 Revised Budget	Actual Through 6/30/2016	2016 Estimated	2015 Actual	2014 Actual	2013 Actual
Regular	-		-			-	-	-
Part-Time/Temporary	-							
Request for Program Improvement	-							
Vacant	-							
Total Number of Positions (FTE's)	-	-	-	-	-	-	-	-

Marshfield Fairgrounds Commission

Statement of Purpose

The Marshfield Fairgrounds Commission is a joint venture between the Wood County Board of Supervisors and the City of Marshfield Common Council for the improvement, maintenance, repair and operation of the Marshfield Fairgrounds. The Commission Board consists of six members: three county board supervisors who are appointed by the chairman of the Wood County Board with the approval of the county board and three aldermen from the City of Marshfield who are appointed by the mayor with approval of the council.

WOOD COUNTY BUDGET
SUMMARY SHEET
2017

	4
DEPT NUMBER	**9901**
DEPT	**NON-DEPARTMENTAL**
A/C NAME	**Marshfield Fairgrounds Commission**
FUNCTION	**55460**

Category	2017 Requested Budget	% Incr(Decr) 2016 Budget	2016 Revised Budget	Actual Through 6/30/2016	2016 Estimated	2015 Actual	2014 Actual	2013 Actual
Personal Services	$ -	N/A	$ -	$ -	$ -	$ -	$ -	$ -
Contractual Services	-	N/A	-	-	-	-	-	-
Supplies and Expense	-	N/A	-	-	-	-	-	-
Fixed Charges	-	N/A	-	-	-	-	-	-
Debt Service	-	N/A	-	-	-	-	-	-
Grants, Contributions & Other	25,000	0.00%	25,000	25,000	25,000	25,000	25,000	25,000
Total Operating Expenditures	25,000	0.00%	25,000	25,000	25,000	25,000	25,000	25,000
Capital Outlay	-	N/A	-	-	-	-	-	-
Other Financing Uses	-	N/A	-	-	-	-	-	-
Total Expenditures	$ 25,000	0.00%	$ 25,000	$ 25,000	$ 25,000	$ 25,000	$ 25,000	$ 25,000
Intergovernmental	-	N/A	-	-	-	-	-	-
Licenses and Permits	-	N/A	-	-	-	-	-	-
Fines, Forfeits and Penalties	-	N/A	-	-	-	-	-	-
Public Charges for Services	-	N/A	-	-	-	-	-	-
Intergovernmental Charges	-	N/A	-	-	-	-	-	-
Miscellaneous	-	N/A	-	-	-	-	-	-
Other Financing Sources	-	N/A	-	-	-	-	-	-
Total Revenues	$ -	N/A	$ -	$ -	$ -	$ -	$ -	$ -
Beginning Carryover		N/A						
Ending Carryover		N/A						
Tax Levy	$ 25,000	0.00%	$ 25,000	$ 25,000	$ 25,000	$ 25,000	$ 25,000	$ 25,000

4 Number of Positions (FTE's)	2017 Requested Budget	% Incr(Decr) 2016 Budget	2016 Revised Budget	Actual Through 6/30/2016	2016 Estimated	2015 Actual	2014 Actual	2013 Actual
Regular	-		-			-	-	-
Part-Time/Temporary	-							
Request for Program Improvement	-							
Vacant	-							
Total Number of Positions (FTE's)	-	-	-	-	-	-	-	-

CONSERVATION AND DEVELOPMENT

THIS PAGE LEFT BLANK INTENTIONALLY

COUNTY OF WOOD
2017 Expense Budget by Activity

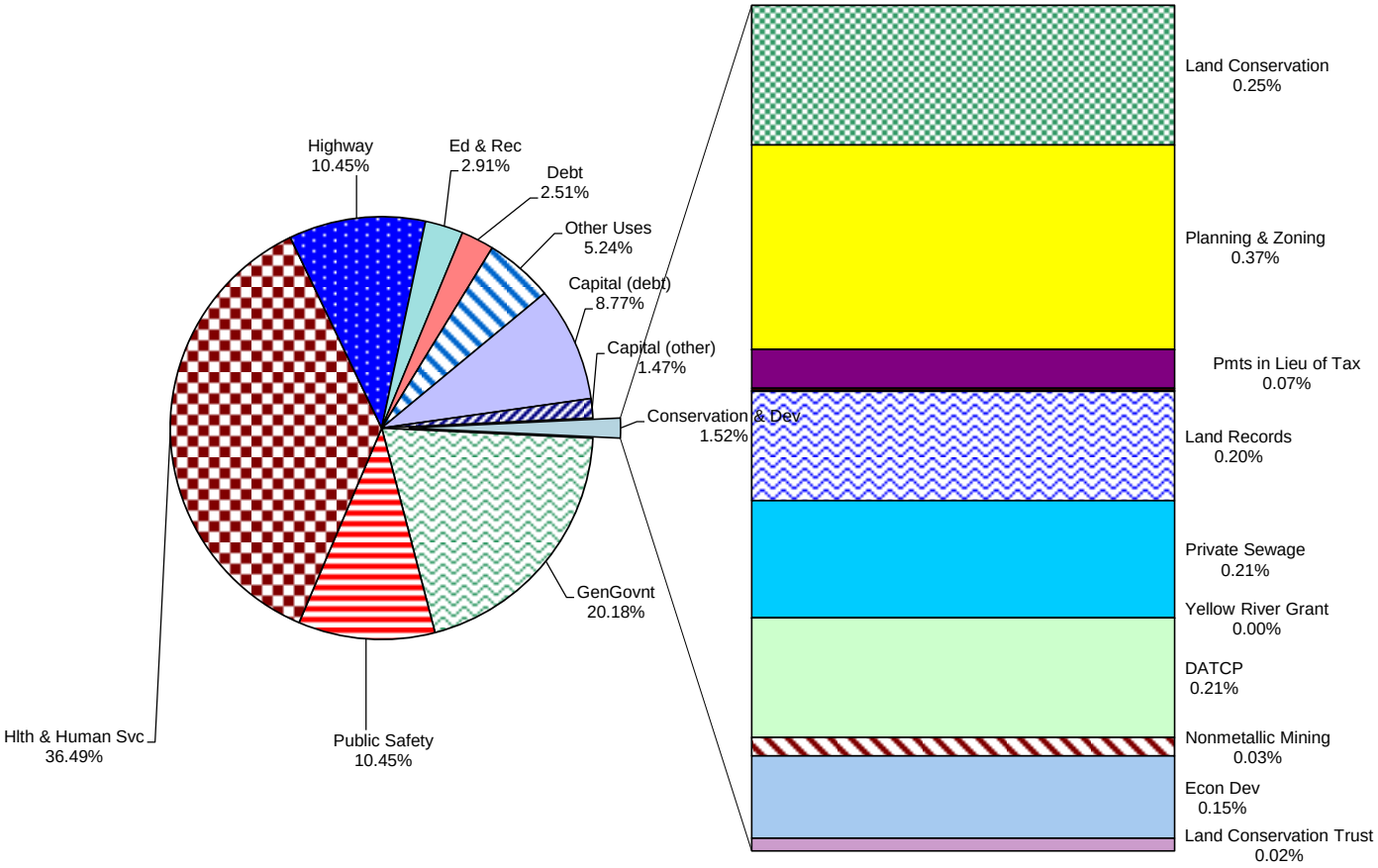

Detail by Percentage of Conservation and Development Expenses

Land Conservation

Statement of Purpose

The Land Conservation Department (LCD) seeks to find solutions to land and water resource problems under the supervision of the publicly-elected Conservation, Education and Economic Development (CEED) Committee. This committee of the Wood County Board provides the LCD with leadership, support and advice.

The LCD provides educational, technical, conservation planning and cost-share assistance to landowners, farmers, and units of government to help solve erosion and water quality problems. The LCD also administers the Wildlife Damage Abatement and Claims Program, Wood County Animal Waste and Manure Management Ordinance, Wood County Non-Metallic Mining Reclamation Ordinance, the Farmland Preservation Program, and the Conservation Reserve Enhancement Program. The LCD is a major reference for a variety of other state and local programs as well.

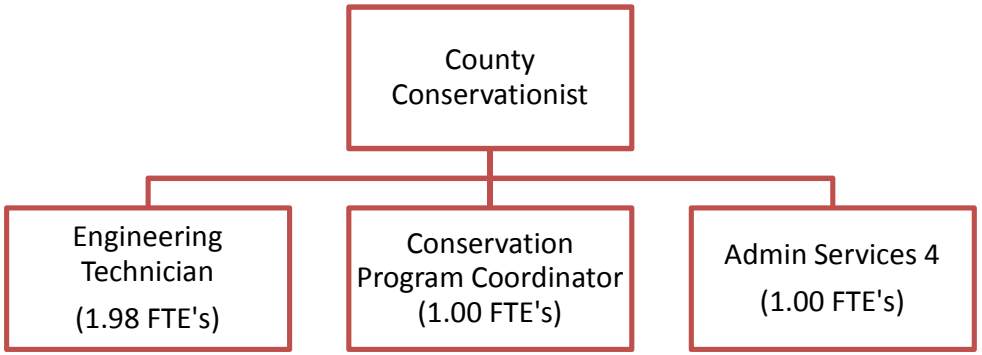

Number of Positions (FTE)	2017	2016	2015	2014	2013	2012	2011	2010	2009	2008
Total	4.98	3.79	3.79	3.79	3.78	3.78	3.78	3.78	3.78	3.78

WOOD COUNTY BUDGET SUMMARY 2017									
Category	**Land & Water Conservation** **1801** **56121**	**DATCP Grant** **1802** **56122**	**Wildlife Damage Abatement** **1803** **56123**	**Nonmetallic Mining** **1804** **56125**	**Land Conservation Trust** **1806** **56127**	**Permits & Fines** **1807** **59210**	**2017** **Total**	**Incr(Decr)** **2016** **Budget**	**2016** **Total**
Personal Services	164,131	131,930	42,443	32,092	-	-	370,596	27.46%	290,745
Contractual Services	13,562	-	1,160	2,185	-	-	16,907	-3.56%	17,532
Supplies and Expense	18,566	106,404	13,475	2,000	25,000	-	165,445	13.44%	145,849
Fixed Charges	23,424	-	1,754	494	-	-	25,672	30.81%	19,625
Debt Service	-	-	-	-	-	-	-	N/A	-
Grants, Contributions & Other	-	-	-	-	-	-	-	-100.00%	150
Total Operating Expenditures	219,683	238,334	58,832	36,771	25,000	-	578,620	22.10%	473,901
Capital Outlay	-	-	-	-	-	-	-	N/A	-
Other Financing Uses	-	-	-	-	15,281	10,648	25,929	128.57%	11,344
Total Expenditures	219,683	238,334	58,832	36,771	40,281	10,648	604,549	24.59%	485,245
Intergovernmental	-	227,046	58,832	-	-	-	285,878	4.24%	274,256
Licenses and Permits	600	-	-	-	-	1,000	1,600	0.00%	1,600
Fines, Forfeits and Penalties	-	-	-	-	-	-	-	N/A	-
Public Charges for Services	4,800	-	-	36,045	27,900	-	68,745	1.17%	67,950
Intergovernmental Charges	-	-	-	-	-	-	-	N/A	-
Miscellaneous	-	-	-	-	-	-	-	N/A	-
Other Financing Sources	14,913	11,016	-	-	-	-	25,929	128.57%	11,344
Total Revenues	20,313	238,062	58,832	36,045	27,900	1,000	382,152	7.60%	355,150
Beginning Carryover	-	272	-	17,165	14,281	9,648	41,367	-8.18%	45,054
Ending Carryover	-	0	-	16,439	1,900	(0)	18,340	N/A	-
Tax Levy	199,370	-	-	-	-	-	199,370	134.44%	85,041
									-
Total Number of Positions (FTE's)	2.34	1.60	0.59	0.45	-	-	4.98	1.18	3.80

WOOD COUNTY BUDGET
SUMMARY SHEET
2017

	2
DEPT NUMBER	**1801**
DEPT	**LAND & WATER CONSERVATION**
A/C NAME	**Land & Water Conservation**
FUNCTION	**56121**

Category	2017 Requested Budget	% Incr(Decr) 2016 Budget	2016 Revised Budget	Actual Through 6/30/2016	2016 Estimated	2015 Actual	2014 Actual	2013 Actual
Personal Services	$ 164,131	75.04%	$ 93,770	$ 33,150	$ 93,770	$ 79,988	$ 83,437	$ 81,025
Contractual Services	13,562	-4.41%	14,187	4,940	11,318	18,801	9,229	9,029
Supplies and Expense	18,566	49.24%	12,440	9,259	14,973	8,505	9,005	7,706
Fixed Charges	23,424	33.27%	17,576	10,452	17,576	17,812	17,537	17,470
Debt Service	-	N/A	-	-	-	-	-	-
Grants, Contributions & Other	-	N/A	-	-	-	-	-	-
Total Operating Expenditures	219,683	59.22%	137,973	57,801	137,637	125,107	119,208	115,230
Capital Outlay	-	N/A	-	-	-	9,995	-	-
Other Financing Uses	-	N/A	-	-	-	-	-	-
Total Expenditures	$ 219,683	59.22%	$ 137,973	$ 57,801	$ 137,637	$ 135,102	$ 119,208	$ 115,230
Intergovernmental	-	N/A	-	-	-	-	2,770	-
Licenses and Permits	600	0.00%	600	600	600	600	600	600
Fines, Forfeits and Penalties	-	N/A	-	-	-	-	-	-
Public Charges for Services	4,800	N/A	-	7,776	7,776	-	-	-
Intergovernmental Charges	-	N/A	-	-	-	-	-	-
Miscellaneous	-	N/A	-	1,000	1,000	-	-	-
Other Financing Sources	14,913	31.46%	11,344	-	11,344	14,673	3,657	7,242
Total Revenues	$ 20,313	70.07%	$ 11,944	$ 9,376	$ 20,720	$ 15,273	$ 7,026	$ 7,842
Beginning Carryover	-	N/A	-	-	-			-
Ending Carryover	-	N/A	-	-	-			-
Tax Levy	$ 199,370	58.19%	$ 126,029	$ 48,425	$ 116,917	$ 119,829	$ 112,182	$ 107,388

2 Number of Positions (FTE's)	2017 Requested Budget	% Incr(Decr) 2016 Budget	2016 Revised Budget	Actual Through 6/30/2016	2016 Estimated	2015 Actual	2014 Actual	2013 Actual
Regular	1.34		1.25			1.25	1.25	1.25
Part-Time/Temporary	-							
Request for Program Improvement	-							
Vacant	1.00							
Total Number of Positions (FTE's)	2.34	-	1.25	-	-	1.25	1.25	1.25

WOOD COUNTY BUDGET
SUMMARY SHEET
2017

	3
DEPT NUMBER	1802
DEPT	LAND & WATER CONSERVATION
A/C NAME	DATCP Grant
FUNCTION	56122

Category	2017 Requested Budget	% Incr(Decr) 2016 Budget	2016 Revised Budget	Actual Through 6/30/2016	2016 Estimated	2015 Actual	2014 Actual	2013 Actual
Personal Services	$ 131,930	4.87%	$ 125,806	$ 73,192	$ 125,806	$ 125,265	$ 127,427	$ 123,221
Contractual Services	-	N/A	-	-	-	-	-	-
Supplies and Expense	106,404	14.37%	93,034	3,410	231,074	180,145	117,629	76,194
Fixed Charges	-	N/A	-	-	-	-	-	-
Debt Service	-	N/A	-	-	-	-	-	-
Grants, Contributions & Other	-	N/A	-	-	-	-	-	-
Total Operating Expenditures	238,334	8.91%	218,840	76,602	356,880	305,409	245,056	199,415
Capital Outlay	-	N/A	-	-	-	-	-	-
Other Financing Uses	-	N/A	-	-	-	-	-	-
Total Expenditures	$ 238,334	8.91%	$ 218,840	$ 76,602	$ 356,880	$ 305,409	$ 245,056	$ 199,415
Intergovernmental	227,046	3.75%	218,840	2,019	356,880	305,682	239,568	191,255
Licenses and Permits	-	N/A	-	-	-	-	-	-
Fines, Forfeits and Penalties	-	N/A	-	-	-	-	-	-
Public Charges for Services	-	N/A	-	-	-	-	-	-
Intergovernmental Charges	-	N/A	-	-	-	-	-	-
Miscellaneous	-	N/A	-	-	-	-	-	-
Other Financing Sources	11,016	N/A	-	-	-	-	5,488	2,001
Total Revenues	$ 238,062	8.78%	$ 218,840	$ 2,019	$ 356,880	$ 305,682	$ 245,056	$ 193,257
Beginning Carryover	272	N/A	-	272	272	0	0	6,158
Ending Carryover	0	N/A	-	(74,311)	272	272	0	0
Tax Levy	$ -	N/A	$ -	$ -	$ -	$ -	$ -	$ -

3 Number of Positions (FTE's)	2017 Requested Budget	% Incr(Decr) 2016 Budget	2016 Revised Budget	Actual Through 6/30/2016	2016 Estimated	2015 Actual	2014 Actual	2013 Actual
Regular	1.60		1.60			1.57	1.57	1.63
Part-Time/Temporary	-							
Request for Program Improvement	-							
Vacant	-							
Total Number of Positions (FTE's)	1.60	-	1.60	-	-	1.57	1.57	1.63

WOOD COUNTY BUDGET
SUMMARY SHEET
2017

	4
DEPT NUMBER	**1803**
DEPT	**LAND & WATER CONSERVATION**
A/C NAME	**Wildlife Damage Abatement**
FUNCTION	**56123**

Category	2017 Requested Budget	% Incr(Decr) 2016 Budget	2016 Revised Budget	Actual Through 6/30/2016	2016 Estimated	2015 Actual	2014 Actual	2013 Actual
Personal Services	$ 42,443	8.28%	$ 39,198	$ 17,176	$ 39,198	$ 35,092	$ 34,963	$ 32,824
Contractual Services	1,160	0.00%	1,160	96	925	363	371	559
Supplies and Expense	13,475	0.00%	13,475	3,502	13,475	110,185	3,744	4,973
Fixed Charges	1,754	10.80%	1,583	793	1,583	1,481	1,448	1,528
Debt Service	-	N/A	-	-	-	-	-	-
Grants, Contributions & Other	-	N/A	-	-	-	-	-	-
Total Operating Expenditures	58,832	6.16%	55,416	21,567	55,181	147,121	40,526	39,885
Capital Outlay	-	N/A	-	-	-	-	-	-
Other Financing Uses	-	N/A	-	-	-	-	-	-
Total Expenditures	$ 58,832	6.16%	$ 55,416	$ 21,567	$ 55,181	$ 147,121	$ 40,526	$ 39,885
Intergovernmental	58,832	6.16%	55,416	-	55,181	147,145	40,502	39,885
Licenses and Permits	-	N/A	-	-	-	-	-	-
Fines, Forfeits and Penalties	-	N/A	-	-	-	-	-	-
Public Charges for Services	-	N/A	-	-	-	-	-	-
Intergovernmental Charges	-	N/A	-	-	-	-	-	-
Miscellaneous	-	N/A	-	-	-	-	-	-
Other Financing Sources	-	N/A	-	-	-	-	-	-
Total Revenues	$ 58,832	6.16%	$ 55,416	$ -	$ 55,181	$ 147,145	$ 40,502	$ 39,885
Beginning Carryover	-	N/A	-	-	-			-
Ending Carryover	-	N/A	-	-	-			-
Tax Levy	$ -	N/A	$ -	$ 21,567	$ -	$ (24)	$ 24	$ -

4 Number of Positions (FTE's)	2017 Requested Budget	% Incr(Decr) 2016 Budget	2016 Revised Budget	Actual Through 6/30/2016	2016 Estimated	2015 Actual	2014 Actual	2013 Actual
Regular	0.58		0.53			0.53	0.53	0.53
Part-Time/Temporary	0.01		0.01					
Request for Program Improvement	-							
Vacant	-							
Total Number of Positions (FTE's)	0.59	-	0.54	-	-	0.53	0.53	0.53

WOOD COUNTY BUDGET
SUMMARY SHEET
2017

	5
DEPT NUMBER	**1804**
DEPT	**LAND & WATER CONSERVATION**
A/C NAME	**Nonmetallic Mining**
FUNCTION	**56125**

Category	2017 Requested Budget	% Incr(Decr) 2016 Budget	2016 Revised Budget	Actual Through 6/30/2016	2016 Estimated	2015 Actual	2014 Actual	2013 Actual
Personal Services	$ 32,092	0.38%	$ 31,971	$ 11,268	$ 31,971	$ 28,596	$ 25,412	$ 20,804
Contractual Services	2,185	0.00%	2,185	1,329	1,950	1,350	1,238	1,524
Supplies and Expense	2,000	5.26%	1,900	556	1,475	1,010	1,191	1,292
Fixed Charges	494	6.01%	466	259	466	430	406	402
Debt Service	-	N/A	-	-	-	-	-	-
Grants, Contributions & Other	-	N/A	-	-	-	-	-	-
Total Operating Expenditures	36,771	0.68%	36,522	13,413	35,862	31,386	28,247	24,022
Capital Outlay	-	N/A	-	-	-	-	-	-
Other Financing Uses	-	N/A	-	-	-	-	-	-
Total Expenditures	$ 36,771	0.68%	$ 36,522	$ 13,413	$ 35,862	$ 31,386	$ 28,247	$ 24,022
Intergovernmental	-	N/A	-	-	-	-	-	-
Licenses and Permits	-	N/A	-	-	-	-	-	-
Fines, Forfeits and Penalties	-	N/A	-	-	-	-	25	1,902
Public Charges for Services	36,045	-10.00%	40,050	37,940	37,940	20,912	20,190	22,555
Intergovernmental Charges	-	N/A	-	-	-	-	-	-
Miscellaneous	-	N/A	-	-	-	-	-	-
Other Financing Sources	-	N/A	-	-	-	-	-	-
Total Revenues	$ 36,045	-10.00%	$ 40,050	$ 37,940	$ 37,940	$ 20,912	$ 20,215	$ 24,457
Beginning Carryover	17,165	13.07%	15,181	15,087	15,087	25,561	33,594	33,159
Ending Carryover	16,439	-12.13%	18,709	39,615	17,165	15,087	25,561	33,594
Tax Levy	$ -	N/A	$ -	$ -	$ -	$ -	$ -	$ -

5 Number of Positions (FTE's)	2017 Requested Budget	% Incr(Decr) 2016 Budget	2016 Revised Budget	Actual Through 6/30/2016	2016 Estimated	2015 Actual	2014 Actual	2013 Actual
Regular	0.45		0.41			0.44	0.44	0.37
Part-Time/Temporary	-							
Request for Program Improvement	-							
Vacant	-							
Total Number of Positions (FTE's)	0.45	-	0.41	-	-	0.44	0.44	0.37

WOOD COUNTY BUDGET
SUMMARY SHEET
2017

	6
DEPT NUMBER	**1806**
DEPT	**LAND & WATER CONSERVATION**
A/C NAME	**Land Conservation Trust**
FUNCTION	**56127**

Category	2017 Requested Budget	% Incr(Decr) 2016 Budget	2016 Revised Budget	Actual Through 6/30/2016	2016 Estimated	2015 Actual	2014 Actual	2013 Actual
Personal Services	$ -	N/A	$ -	$ -	$ -	$ -	$ -	$ -
Contractual Services	-	N/A	-	-	-	-	-	-
Supplies and Expense	25,000	0.00%	25,000	9,941	20,020	19,020	20,944	15,803
Fixed Charges	-	N/A	-	-	-	-	-	-
Debt Service	-	N/A	-	-	-	-	-	-
Grants, Contributions & Other	-	-100.00%	150	502	3,674	250	-	-
Total Operating Expenditures	25,000	-0.60%	25,150	10,442	23,694	19,270	20,944	15,803
Capital Outlay	-	N/A	-	-	-	-	-	-
Other Financing Uses	15,281	N/A	-	-	-	14,673	3,657	7,242
Total Expenditures	$ 40,281	60.16%	$ 25,150	$ 10,442	$ 23,694	$ 33,943	$ 24,601	$ 23,045
Intergovernmental	-	N/A	-	-	-	-	-	-
Licenses and Permits	-	N/A	-	-	-	-	-	-
Fines, Forfeits and Penalties	-	N/A	-	-	-	-	-	-
Public Charges for Services	27,900	0.00%	27,900	16,390	22,000	23,164	22,691	22,713
Intergovernmental Charges	-	N/A	-	-	-	-	-	-
Miscellaneous	-	N/A	-	-	-	7	6	-
Other Financing Sources	-	N/A	-	-	-	-	-	-
Total Revenues	$ 27,900	0.00%	$ 27,900	$ 16,390	$ 22,000	$ 23,172	$ 22,697	$ 22,713
Beginning Carryover	14,281	21.22%	11,781	15,975	15,975	26,747	28,650	28,982
Ending Carryover	1,900	-86.92%	14,531	21,923	14,281	15,975	26,747	28,650
Tax Levy	$ -	N/A	$ -	$ -	$ -	$ -	$ -	$ -

6 Number of Positions (FTE's)	2017 Requested Budget	% Incr(Decr) 2016 Budget	2016 Revised Budget	Actual Through 6/30/2016	2016 Estimated	2015 Actual	2014 Actual	2013 Actual
Regular	-		-			-	-	-
Part-Time/Temporary	-							
Request for Program Improvement	-							
Vacant	-							
Total Number of Positions (FTE's)	-	-	-	-	-	-	-	-

WOOD COUNTY BUDGET
SUMMARY SHEET
2017

	7
DEPT NUMBER	**1805**
DEPT	**LAND & WATER CONSERVATION**
A/C NAME	**Yellow River Non-Point**
FUNCTION	**56126**

Category	2017 Budget	% Incr(Decr) Budget	2016 Revised Budget	Actual Through 6/30/2016	2016 Estimated	2015 Actual	2014 Actual	2013 Actual
Personal Services	$ -	N/A	$ -	$ -	$ -	$ -	$ -	$ -
Contractual Services	-	N/A	-	-	-	-	-	-
Supplies and Expense	-	N/A	-	-	-	-	-	-
Fixed Charges	-	N/A	-	-	-	-	-	-
Debt Service	-	N/A	-	-	-	-	-	-
Grants, Contributions & Other	-	N/A	-	-	-	-	-	-
Total Operating Expenditures	-	N/A	-	-	-	-	-	-
Capital Outlay	-	N/A	-	-	-	-	-	-
Other Financing Uses	-	N/A	-	-	-	-	5,488	2,001
Total Expenditures	$ -	N/A	$ -	$ -	$ -	$ -	$ 5,488	$ 2,001
Intergovernmental	-	N/A	-	-	-	-	-	-
Licenses and Permits	-	N/A	-	-	-	-	-	-
Fines, Forfeits and Penalties	-	N/A	-	-	-	-	-	-
Public Charges for Services	-	N/A	-	-	-	-	-	-
Intergovernmental Charges	-	N/A	-	-	-	-	-	-
Miscellaneous	-	N/A	-	-	-	-	-	-
Other Financing Sources	-	N/A	-	-	-	-	-	-
Total Revenues	$ -	N/A	$ -	$ -	$ -	$ -	$ -	$ -
Beginning Carryover	(0)	0.00%	(0)	(0)	(0)	(0)	5,488	7,489
Ending Carryover	(0)	0.00%	(0)	(0)	(0)	(0)	(0)	5,488
Tax Levy	$ -	N/A	$ -	$ -	$ -	$ -	$ -	$ -

7 Number of Positions (FTE's)	2017 Requested Budget	% Incr(Decr) 2016 Budget	2016 Revised Budget	Actual Through 6/30/2016	2016 Estimated	2015 Actual	2014 Actual	2013 Actual
Regular	-		-			-	-	-
Part-Time/Temporary	-							
Request for Program Improvement	-							
Vacant	-							
Total Number of Positions (FTE's)	-	-	-	-	-	-	-	-

WOOD COUNTY BUDGET
SUMMARY SHEET
2017

	8
DEPT NUMBER	**1807**
DEPT	**LAND & WATER CONSERVATION**
A/C NAME	**Permits & Fines**
FUNCTION	**59210**

Category	2017 Requested Budget	% Incr(Decr) 2016 Budget	2016 Revised Budget	Actual Through 6/30/2016	2016 Estimated	2015 Actual	2014 Actual	2013 Actual
Personal Services	$ -	N/A	$ -	$ -	$ -	$ -	$ -	$ -
Contractual Services	-	N/A	-	-	-	-	-	-
Supplies and Expense	-	N/A	-	-	-	-	-	-
Fixed Charges	-	N/A	-	-	-	-	-	-
Debt Service	-	N/A	-	-	-	-	-	-
Grants, Contributions & Other	-	N/A	-	-	-	-	-	-
Total Operating Expenditures	-	N/A	-	-	-	-	-	-
Capital Outlay	-	N/A	-	-	-	-	-	-
Other Financing Uses	10,648	-6.14%	11,344	-	11,344	-	-	-
Total Expenditures	$ 10,648	-6.14%	$ 11,344	$ -	$ 11,344	$ -	$ -	$ -
Intergovernmental	-	N/A	-	-	-	-	-	-
Licenses and Permits	1,000	0.00%	1,000	1,170	2,600	7,865	9,177	1,350
Fines, Forfeits and Penalties	-	N/A	-	-	-	-	-	-
Public Charges for Services	-	N/A	-	-	-	-	-	-
Intergovernmental Charges	-	N/A	-	-	-	-	-	-
Miscellaneous	-	N/A	-	-	-	-	-	-
Other Financing Sources	-	N/A	-	-	-	-	-	-
Total Revenues	$ 1,000	0.00%	$ 1,000	$ 1,170	$ 2,600	$ 7,865	$ 9,177	$ 1,350
Beginning Carryover	9,648	-46.67%	18,092	18,392	18,392	10,527	1,350	
Ending Carryover	(0)	-100.00%	7,748	19,562	9,648	18,392	10,527	1,350
Tax Levy	$ -	N/A	$ -	$ -	$ -	$ -	$ -	$ -

8 **Number of Positions (FTE's)**	2017 Requested Budget	% Incr(Decr) 2016 Budget	2016 Revised Budget	Actual Through 6/30/2016	2016 Estimated	2015 Actual	2014 Actual	2013 Actual
Regular	-		-			-	-	-
Part-Time/Temporary	-							
Request for Program Improvement	-							
Vacant	-							
Total Number of Positions (FTE's)	-	-	-	-	-	-	-	-

Planning and Zoning

Statement of Purpose

To encourage orderly development and land uses that preserve property values and protect the County's natural resources to enhance the quality of life of Wood County Residents.

Department Goals

- Planning
  - Develop and maintain a county comprehensive plan that meets the requirements of Wis. Statutes.
  - Encourage orderly development.
  - Improve the County's quality of life to attract new residents and encourage economic development.
- Land Records Management
  - Reduce redundancies in mapping and data set development.
  - Improve quality of products and services.
  - Develop an efficient delivery system for products and services offered to the public.
- Code Enforcement
  - Protect the health, safety and general welfare of County residents.
  - Protect the County's natural resources and property values.
  - Assist growth through proper land use management.
  - Assure that Wood County remains in good standing with the State of Wisconsin.
- Surveyor
  - Assure accessible and accurate surveys and survey records recorded and/or used in Wood County.
  - Fulfill all responsibilities of Wis. Statutes pertaining to the office of County Surveyor.

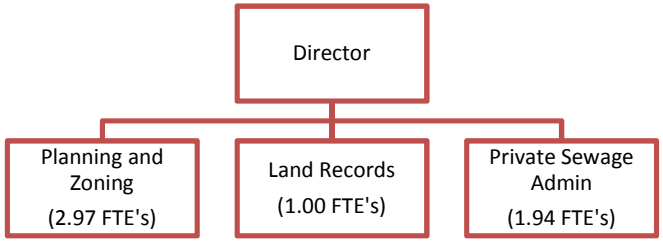

Number of Positions (FTE)	2017	2016	2015	2014	2013	2012	2011	2010	2009	2008
Total	6.91	6.91	6.88	6.88	6.91	6.88	6.41	6.41	6.62	6.41

WOOD COUNTY
BUDGET SUMMARY
2017

Category	Planning & Zoning 2201 56310	Land Records 2202 56320	Private Sewage 2203 56943	Census Redistricting 2204 56315	Surveyor 2205 56340	2017 Total	Incr(Decr) 2016 Budget	2016 Total
Personal Services	346,667	79,904	121,736	-	-	548,307	3.35%	530,516
Contractual Services	2,440	41,000	6,543	-	40,707	90,690	-20.41%	113,950
Supplies and Expense	7,575	95,386	65,919	-	3,440	172,320	-2.82%	177,321
Fixed Charges	5,782	1,374	14,372	-	603	22,131	-3.85%	23,016
Debt Service	-	-	-	-	-	-	N/A	-
Grants, Contributions & Other	-	-	25,000	-	-	25,000	-50.00%	50,000
Total Operating Expenditures	362,464	217,664	233,570	-	44,750	858,448	(0.04)	894,803
Capital Outlay	-	7,500	1,500	-	-	9,000	-55.00%	20,000
Other Financing Uses	-	-	-	-	-	-	N/A	-
Total Expenditures	362,464	225,164	235,070	-	44,750	867,448	-5.18%	914,803
Intergovernmental	-	59,752	25,000	-	-	84,752	-25.00%	113,000
Licenses and Permits	3,900	-	120,000	-	-	123,900	-1.20%	125,400
Fines, Forfeits and Penalties	-	-	20,000	-	-	20,000	100.00%	10,000
Public Charges for Services	-	91,348	3,000	-	-	94,348	3.57%	91,100
Intergovernmental Charges	-	-	-	-	-	-	-100.00%	4,000
Miscellaneous	-	-	500	-	-	500	0.00%	500
Other Financing Sources	-	-	-	-	-	-	N/A	-
Total Revenues	3,900	151,100	168,500	-	-	323,500	-5.96%	344,000
Beginning Carryover	-	74,064	66,570	4,500	-	145,135	-24.12%	191,267
Ending Carryover	-	-	-	4,500	-	4,501	0.02%	4,500
Tax Levy	$ 358,564	$ -	$ -	$ -	$ 44,750	$ 403,314	5.02%	384,036
								-
Total Number of Positions (FTE's)	3.97	1.00	1.94	-	-	6.91	(0.00)	6.91

WOOD COUNTY BUDGET
SUMMARY SHEET
2017

	2
DEPT NUMBER	**2201**
DEPT	**PLANNING & ZONING**
A/C NAME	**Planning & Zoning**
FUNCTION	**56310**

Category	2017 Requested Budget	% Incr(Decr) 2016 Budget	2016 Revised Budget	Actual Through 6/30/2016	2016 Estimated	2015 Actual	2014 Actual	2013 Actual
Personal Services	$ 346,667	4.75%	$ 330,949	$ 155,617	$ 304,689	$ 291,632	$ 253,470	$ 330,262
Contractual Services	2,440	0.83%	2,420	1,778	2,110	1,952	1,736	1,152
Supplies and Expense	7,575	0.00%	7,575	1,717	4,575	3,694	3,886	5,420
Fixed Charges	5,782	-5.09%	6,092	3,691	6,092	6,468	15,970	10,074
Debt Service	-	N/A	-	-	-	-	-	-
Grants, Contributions & Other	-	N/A	-	-	-	-	-	-
Total Operating Expenditures	362,464	4.45%	347,036	162,803	317,466	303,746	275,062	346,907
Capital Outlay	-	N/A	-	-	-	117,436	-	-
Other Financing Uses	-	N/A	-	-	-	-	-	-
Total Expenditures	$ 362,464	4.45%	$ 347,036	$ 162,803	$ 317,466	$ 421,182	$ 275,062	$ 346,907
Intergovernmental	-	N/A	-	-	-	3,570	-	3,750
Licenses and Permits	3,900	4.00%	3,750	2,044	3,850	3,620	4,845	4,386
Fines, Forfeits and Penalties	-	N/A	-	-	-	-	-	-
Public Charges for Services	-	N/A	-	-	-	-	-	-
Intergovernmental Charges	-	-100.00%	4,000	6,237	6,237	67,436	-	-
Miscellaneous	-	N/A	-	-	-	-	80	1,907
Other Financing Sources	-	N/A	-	-	-	-	-	-
Total Revenues	$ 3,900	-49.68%	$ 7,750	$ 8,281	$ 10,087	$ 74,627	$ 4,925	$ 10,043
Beginning Carryover	-	N/A	-	-	-	-	-	-
Ending Carryover	-	N/A	-	-	-			-
Tax Levy	$ 358,564	5.68%	$ 339,286	$ 154,522	$ 307,379	$ 346,555	$ 270,137	$ 336,864.18

2 Number of Positions (FTE's)	2017 Requested Budget	% Incr(Decr) 2016 Budget	2016 Revised Budget	Actual Through 6/30/2016	2016 Estimated	2015 Actual	2014 Actual	2013 Actual
Regular	2.97		3.97			3.97	3.97	3.97
Part-Time/Temporary	-							
Request for Program Improvement	-							
Vacant	1.00							
Total Number of Positions (FTE's)	3.97	-	3.97	-	-	3.97	3.97	3.97

WOOD COUNTY BUDGET
SUMMARY SHEET
2017

	3
DEPT NUMBER	**2202**
DEPT	**PLANNING & ZONING**
A/C NAME	**Land Records**
FUNCTION	**56320**

Category	2017 Requested Budget	% Incr(Decr) 2016 Budget	2016 Revised Budget	Actual Through 6/30/2016	2016 Estimated	2015 Actual	2014 Actual	2013 Actual
Personal Services	$ 79,904	4.66%	$ 76,349	$ 35,880	$ 76,349	$ 73,068	$ 68,336	$ 60,556
Contractual Services	41,000	-35.94%	64,000	25,333	63,605	772	51,166	848
Supplies and Expense	95,386	-15.98%	113,525	2,867	16,720	18,469	13,644	13,474
Fixed Charges	1,374	-6.53%	1,470	954	1,470	1,470	1,470	1,470
Debt Service	-	N/A	-	-	-	-	-	-
Grants, Contributions & Other	-	N/A	-	-	-	-	-	-
Total Operating Expenditures	217,664	-14.76%	255,344	65,034	158,144	93,780	134,616	76,348
Capital Outlay	7,500	-25.00%	10,000	-	7,500	64,856	4,725	-
Other Financing Uses	-	N/A	-	-	-	-	-	-
Total Expenditures	$ 225,164	-15.14%	$ 265,344	$ 65,034	$ 165,644	$ 158,635	$ 139,341	$ 76,348
Intergovernmental	59,752	-5.16%	63,000	39,880	63,000	17,056	1,000	300
Licenses and Permits	-	N/A	-	-	-	-	-	-
Fines, Forfeits and Penalties	-	N/A	-	-	-	-	-	-
Public Charges for Services	91,348	3.69%	88,100	40,544	85,010	85,672	80,843	97,656
Intergovernmental Charges	-	N/A	-	-	-	-	-	-
Miscellaneous	-	N/A	-	-	-	-	-	-
Other Financing Sources	-	N/A	-	-	-	-	-	-
Total Revenues	$ 151,100	0.00%	$ 151,100	$ 80,424	$ 148,010	$ 102,728	$ 81,843	$ 97,956
Beginning Carryover	74,064	-35.17%	114,244	91,698	91,698	147,606	205,104	183,496
Ending Carryover	-	N/A	-	107,088	74,064	91,698	147,606	205,104
Tax Levy	$ -	N/A	$ -	$ -	$ -	$ -	$ -	$ -

3 Number of Positions (FTE's)	2017 Requested Budget	% Incr(Decr) 2016 Budget	2016 Revised Budget	Actual Through 6/30/2016	2016 Estimated	2015 Actual	2014 Actual	2013 Actual
Regular	1.00		1.00			0.97	0.97	0.97
Part-Time/Temporary	-							
Request for Program Improvement	-							
Vacant	-							
Total Number of Positions (FTE's)	1.00	-	1.00	-	-	0.97	0.97	0.97

WOOD COUNTY BUDGET
SUMMARY SHEET
2017

	4
DEPT NUMBER	**2203**
DEPT	**PLANNING & ZONING**
A/C NAME	**Private Sewage**
FUNCTION	**56943**

Category	2017 Requested Budget	% Incr(Decr) 2016 Budget	2016 Revised Budget	Actual Through 6/30/2016	2016 Estimated	2015 Actual	2014 Actual	2013 Actual
Personal Services	$ 121,736	-1.20%	$ 123,218	$ 55,399	$ 116,987	$ 122,141	$ 100,772	$ 120,156
Contractual Services	6,543	4.55%	6,258	2,459	6,208	6,636	56,902	9,064
Supplies and Expense	65,919	23.57%	53,346	15,648	24,933	11,827	9,490	18,901
Fixed Charges	14,372	-3.23%	14,851	8,515	14,851	14,851	5,516	12,919
Debt Service	-	N/A	-	-	-	-	-	-
Grants, Contributions & Other	25,000	-50.00%	50,000	4,736	25,000	40,571	68,965	63,824
Total Operating Expenditures	233,570	-5.69%	247,673	86,757	187,979	196,027	241,645	224,863
Capital Outlay	1,500	-85.00%	10,000	3,132	5,000	2,489	28,013	-
Other Financing Uses	-	N/A	-	-	-	-	-	-
Total Expenditures	$ 235,070	-8.77%	$ 257,673	$ 89,890	$ 192,979	$ 198,516	$ 269,658	$ 224,863
Intergovernmental	25,000	-50.00%	50,000	-	25,000	45,308	68,965	63,824
Licenses and Permits	120,000	-1.36%	121,650	27,330	125,000	113,184	121,637	152,160
Fines, Forfeits and Penalties	20,000	100.00%	10,000	18,032	25,000	9,932	27,501	50,767
Public Charges for Services	3,000	0.00%	3,000	930	3,000	3,225	2,130	3,540
Intergovernmental Charges	-	N/A	-	-	-	-	-	-
Miscellaneous	500	0.00%	500	30	50	472	86	1,012
Other Financing Sources	-	N/A	-	-	-	-	-	-
Total Revenues	$ 168,500	-8.99%	$ 185,150	$ 46,322	$ 178,050	$ 172,121	$ 220,318	$ 271,303
Beginning Carryover	66,570	-8.21%	72,523	81,499	81,499	107,894	157,234	110,794
Ending Carryover	-	N/A	-	37,932	66,570	81,499	107,894	157,234
Tax Levy	$ -	N/A	$ -	$ -	$ -	$ -	$ -	$ -

4 Number of Positions (FTE's)	2017 Requested Budget	% Incr(Decr) 2016 Budget	2016 Revised Budget	Actual Through 6/30/2016	2016 Estimated	2015 Actual	2014 Actual	2013 Actual
Regular	1.94		1.94			1.94	1.94	1.94
Part-Time/Temporary	-							
Request for Program Improvement	-							
Vacant	-							
Total Number of Positions (FTE's)	1.94	-	1.94	-	-	1.94	1.94	1.94

WOOD COUNTY BUDGET
SUMMARY SHEET
2017

	5
DEPT NUMBER	**2204**
DEPT	**PLANNING & ZONING**
A/C NAME	**Census Redistricting**
FUNCTION	**56315**

Category	2017 Requested Budget	% Incr(Decr) 2016 Budget	2016 Revised Budget	Actual Through 6/30/2016	2016 Estimated	2015 Actual	2014 Actual	2013 Actual
Personal Services	$ -	N/A	$ -	$ -	$ -	$ -	$ -	$ -
Contractual Services	-	N/A	-	-	-	-	-	-
Supplies and Expense	-	N/A	-	-	-	-	-	-
Fixed Charges	-	N/A	-	-	-	-	-	-
Debt Service	-	N/A	-	-	-	-	-	-
Grants, Contributions & Other	-	N/A	-	-	-	-	-	-
Total Operating Expenditures	-	N/A	-	-	-	-	-	-
Capital Outlay	-	N/A	-	-	-	-	-	-
Other Financing Uses	-	N/A	-	-	-	-	-	-
Total Expenditures	$ -	N/A	$ -	$ -	$ -	$ -	$ -	$ -
Intergovernmental	-	N/A	-	-	-	-	-	-
Licenses and Permits	-	N/A	-	-	-	-	-	-
Fines, Forfeits and Penalties	-	N/A	-	-	-	-	-	-
Public Charges for Services	-	N/A	-	-	-	-	-	-
Intergovernmental Charges	-	N/A	-	-	-	-	-	-
Miscellaneous	-	N/A	-	-	-	-	-	-
Other Financing Sources	-	N/A	-	-	-	-	-	-
Total Revenues	$ -	N/A	$ -	$ -	$ -	$ -	$ -	$ -
Beginning Carryover	4,500	0.00%	4,500	4,500	4,500	2,250	-	-
Ending Carryover	4,500	0.00%	4,500	4,500	4,500	4,500	2,250	-
Tax Levy	$ -	N/A	$ -	$ -	$ -	$ 2,250	$ 2,250	$ -

5 **Number of Positions (FTE's)**	2017 Requested Budget	% Incr(Decr) 2016 Budget	2016 Revised Budget	Actual Through 6/30/2016	2016 Estimated	2015 Actual	2014 Actual	2013 Actual
Regular	-		-			-	-	-
Part-Time/Temporary	-							
Request for Program Improvement	-							
Vacant	-							
Total Number of Positions (FTE's)	-	-	-	-	-	-	-	-

WOOD COUNTY BUDGET
SUMMARY SHEET
2017

	6
DEPT NUMBER	**2205**
DEPT	**PLANNING & ZONING**
A/C NAME	**Surveyor**
FUNCTION	**56340**

Category	2017 Requested Budget	% Incr(Decr) 2016 Budget	2016 Revised Budget	Actual Through 6/30/2016	2016 Estimated	2015 Actual	2014 Actual	2013 Actual
Personal Services	$ -	N/A	$ -	$ -	$ -	$ -	$ -	$ -
Contractual Services	40,707	-1.37%	41,272	5,071	41,047	39,520	41,627	32,423
Supplies and Expense	3,440	19.65%	2,875	517	2,430	2,624	854	5,602
Fixed Charges	603	0.00%	603	302	603	603	603	603
Debt Service	-	N/A	-	-	-	-	-	-
Grants, Contributions & Other	-	N/A	-	-	-	-	-	-
Total Operating Expenditures	44,750	0.00%	44,750	5,889	44,080	42,747	43,084	38,629
Capital Outlay	-	N/A	-	-	-	-	-	-
Other Financing Uses	-	N/A	-	-	-	-	-	-
Total Expenditures	$ 44,750	0.00%	$ 44,750	$ 5,889	$ 44,080	$ 42,747	$ 43,084	$ 38,629
Intergovernmental	-	N/A	-	-	-	-	-	-
Licenses and Permits	-	N/A	-	-	-	-	-	-
Fines, Forfeits and Penalties	-	N/A	-	-	-	-	-	-
Public Charges for Services	-	N/A	-	-	-	-	-	-
Intergovernmental Charges	-	N/A	-	-	-	-	-	-
Miscellaneous	-	N/A	-	-	-	-	-	-
Other Financing Sources	-	N/A	-	-	-	-	-	-
Total Revenues	$ -	N/A	$ -	$ -	$ -	$ -	$ -	$ -
Beginning Carryover		N/A						
Ending Carryover		N/A						
Tax Levy	$ 44,750	0.00%	$ 44,750	$ 5,889	$ 44,080	$ 42,747	$ 43,084	$ 38,629

6 Number of Positions (FTE's)	2017 Requested Budget	% Incr(Decr) 2016 Budget	2016 Revised Budget	Actual Through 6/30/2016	2016 Estimated	2015 Actual	2014 Actual	2013 Actual
Regular	-		-			-	-	-
Part-Time/Temporary	-							
Request for Program Improvement	-							
Vacant	-							
Total Number of Positions (FTE's)	-	-	-	-	-	-	-	-

Transportation and Economic Development

Statement of Purpose

The County Board's Conservation, Education and Economic Development Committee is charged with overseeing day-to-day economic development activities in Wood County. Planning staff are responsible for working with development prospects and participate on the Boards of Directors for Centergy (the economic development organization for Wood, Portage and Marathon counties) and the North Central Advantage Technology Zone (the group that recommends tax credits for technology business expansion). The staff is also responsible for administering Wood County's revolving loan fund program (described below). Finally, Wood County provides financial support to both economic development agencies in the county; the Heart of Wisconsin Business & Economic Alliance (HOWBEA) in Wisconsin Rapids and the Marshfield Area Chamber of Commerce & Industry (MACCI) in Marshfield.

Conservation, Education & Economic Development (CEED) Committee

The CEED Committee is a standing committee of the County Board. The committee includes five members of the County Board who are appointed by the County Board Chairman and serve a two-year term. The Planning & Zoning Director is the support staff for the committee for economic development purposes.

Wood County Revolving Loan Fund

Revolving Loan Funds are available to businesses and industries for projects that create new jobs, leverage additional private investment in the County and expand the County's tax base. Eligible and ineligible projects are listed in the Revolving Loan Fund Manual and the Revolving Loan Fund Brochure. The minimum loan amount is $20,000 because loans are structured to allow $20,000 for each FTE position created or retained (the owner is not counted as an employee for the purpose of the loan). The maximum amount of any loan will be 50% of the fund balance. Any type of legitimate, viable business is eligible to apply.

Wood County Economic Development & Tourism

Wood County has participated in programs and activities to assist with business and industrial development that creates jobs, improves Wood County's business climate and makes Wood County a better place to live.

The Economic Development Committee was originally called the "Transportation & Economic Development Committee." Their function in the area transportation was, and is, to support of area highway improvements, to monitor state legislation that will affect transportation projects and to recommend what projects the County Board should support and what grants they should apply for. In their transportation role, the Economic Development Committee provides financial support to the two airports and has been very active in getting grants for and constructing multi-use trails. The following list summarizes recent activities. It is important to note that this committee does not plan, construct or maintain county roads; that is the function of the Wood County Highway Committee.

WOOD COUNTY BUDGET SUMMARY 2017					
Category	**Transportation & Economic Development 3801 56750**	**CDBG 3804 56780**	**2017 Total**	**Incr(Decr) 2016 Budget**	**2016 Total**
Personal Services	-	-	-	N/A	-
Contractual Services	-	40,000	40,000	N/A	-
Supplies and Expense	1,610	-	1,610	0.00%	1,610
Fixed Charges	-	-	-	N/A	-
Debt Service	-	-	-	N/A	-
Grants, Contributions & Other	122,500	-	122,500	-26.87%	167,500
Total Operating Expenditures	124,110	40,000	164,110	-2.96%	169,110
Capital Outlay	-	-	-	N/A	-
Other Financing Uses	-	-	-	N/A	-
Total Expenditures	124,110	40,000	164,110	-2.96%	169,110
Intergovernmental	-	-	-	N/A	-
Licenses and Permits	-	-	-	N/A	-
Fines, Forfeits and Penalties	-	-	-	N/A	-
Public Charges for Services	-	-	-	N/A	-
Intergovernmental Charges	-	-	-	N/A	-
Miscellaneous	-	40,010	40,010	N/A	-
Other Financing Sources	-	-	-	N/A	-
Total Revenues	-	40,010	40,010	N/A	-
Beginning Carryover	13,378	36,817	50,195	54.07%	32,580
Ending Carryover	13,378	36,827	50,205	54.10%	32,580
Tax Levy	$ 124,110	$ -	$ 124,110	-26.61%	$ 169,110
					-
Total Number of Positions (FTE's)	-	-	-	-	-

WOOD COUNTY BUDGET
SUMMARY SHEET
2017

	2
DEPT NUMBER	**3801**
DEPT	**TRANSPORTATION & ECONOMIC DEVELOPMENT**
A/C NAME	**Transportation & Economic Development**
FUNCTION	**56750**

Category	2017 Requested Budget	% Incr(Decr) 2016 Budget	2016 Revised Budget	Actual Through 6/30/2016	2016 Estimated	2015 Actual	2014 Actual	2013 Actual
Personal Services	$ -	N/A	$ -	$ -	$ -	$ -	$ -	$ -
Contractual Services	-	N/A	-	-	-	188,091	-	-
Supplies and Expense	1,610	0.00%	1,610	-	925	365	1,560	2,120
Fixed Charges	-	N/A	-	-	-	-	-	-
Debt Service	-	N/A	-	-	-	-	-	-
Grants, Contributions & Other	122,500	-26.87%	167,500	69,500	117,000	117,000	111,000	50,500
Total Operating Expenditures	124,110	-26.61%	169,110	69,500	117,925	305,456	112,560	52,620
Capital Outlay	-	N/A	-	-	-	-	-	-
Other Financing Uses	-	N/A	-	-	-	-	-	-
Total Expenditures	$ 124,110	-26.61%	$ 169,110	$ 69,500	$ 117,925	$ 305,456	$ 112,560	$ 52,620
Taxes	-	N/A	-	-	-	-	-	-
Intergovernmental	-	N/A	-	90,000	186,862	-	-	-
Licenses and Permits	-	N/A	-	-	-	-	-	-
Fines, Forfeits and Penalties	-	N/A	-	-	-	-	-	-
Public Charges for Services	-	N/A	-	-	-	-	-	-
Intergovernmental Charges	-	N/A	-	-	-	-	-	491
Miscellaneous	-	N/A	-	-	-	-	-	-
Other Financing Sources	-	N/A	-	-	-	-	-	-
Total Revenues	$ -	N/A	$ -	$ 90,000	$ 186,862	$ -	$ -	$ 491
Beginning Carryover	13,378	1.26%	13,212	(174,169)	(174,169)	8,148	3,569	491
Ending Carryover	13,378	1.26%	13,212	15,441	13,378	(174,169)	8,148	3,569
Tax Levy	$ 124,110	-26.61%	$ 169,110	$ 169,110	$ 118,610	$ 123,139	$ 117,139	$ 55,208

2 Number of Positions (FTE's)	2017 Requested Budget	% Incr(Decr) 2016 Budget	2016 Revised Budget	Actual Through 6/30/2016	2016 Estimated	2015 Actual	2014 Actual	2013 Actual
Regular	-		-			-	-	-
Part-Time/Temporary	-							
Request for Program Improvement	-							
Vacant	-							
Total Number of Positions (FTE's)	-	-	-	-	-	-	-	-

WOOD COUNTY BUDGET
SUMMARY SHEET
2017

	3
DEPT NUMBER	**3804**
DEPT	**TRANSPORTATION & ECONOMIC DEVELOPMENT**
A/C NAME	**CDBG**
FUNCTION	**56780**

Category	2017 Requested Budget	% Incr(Decr) 2016 Budget	2016 Revised Budget	Actual Through 6/30/2016	2016 Estimated	2015 Actual	2014 Actual	2013 Actual
Personal Services	$ -	N/A	$ -	$ -	$ -	$ -	$ -	$ -
Contractual Services	40,000	N/A	-	28,300	40,000	20,654	8,000	-
Supplies and Expense	-	N/A	-	-	-	-	0	-
Fixed Charges	-	N/A	-	-	-	-	-	-
Debt Service	-	N/A	-	-	-	-	-	-
Grants, Contributions & Other	-	N/A	-	-	-	-	-	-
Total Operating Expenditures	40,000	N/A	-	28,300	40,000	20,654	8,000	-
Capital Outlay	-	N/A	-	-	-	-	-	-
Other Financing Uses	-	N/A	-	-	-	-	-	-
Total Expenditures	$ 40,000	N/A	$ -	$ 28,300	$ 40,000	$ 20,654	$ 8,000	$ -
Intergovernmental	-	N/A	-	-	-	-	-	-
Licenses and Permits	-	N/A	-	-	-	-	-	-
Fines, Forfeits and Penalties	-	N/A	-	-	-	-	-	-
Public Charges for Services	-	N/A	-	-	-	-	-	-
Intergovernmental Charges	-	N/A	-	-	-	-	-	-
Miscellaneous	40,010	N/A	-	549	35,000	58,103	9,358	1,305
Other Financing Sources	-	N/A	-	-	-	-	-	-
Total Revenues	$ 40,010	N/A	$ -	$ 549	$ 35,000	$ 58,103	$ 9,358	$ 1,305
Beginning Carryover	36,817	90.09%	19,368	41,817	41,817	4,368	3,010	1,705
Ending Carryover	36,827	90.14%	19,368	14,066	36,817	41,817	4,368	3,010
Tax Levy	$ -	N/A	$ -	$ -	$ -	$ -	$ -	$ -

3 **Number of Positions (FTE's)**	2017 Requested Budget	% Incr(Decr) 2016 Budget	2016 Revised Budget	Actual Through 6/30/2016	2016 Estimated	2015 Actual	2014 Actual	2013 Actual
Regular	-		-			-	-	-
Part-Time/Temporary	-							
Request for Program Improvement	-							
Vacant	-							
Total Number of Positions (FTE's)	-	-	-	-	-	-	-	-

Payment in Lieu of Taxes (PILOT)

Statement of Purpose

The county makes voluntary payments in lieu of taxes for county-owned health centers and airports. In the past, payments have been based on assessed valuations, provided by the local assessor's times the local tax rate.

WOOD COUNTY BUDGET
SUMMARY SHEET
2017

	5
DEPT NUMBER	**9901**
DEPT	**NON-DEPARTMENTAL**
A/C NAME	**Payment in Lieu of Taxes**
FUNCTION	**56740**

Category	2017 Requested Budget	% Incr(Decr) 2016 Budget	2016 Revised Budget	Actual Through 6/30/2016	2016 Estimated	2015 Actual	2014 Actual	2013 Actual
Personal Services	$ -	N/A	$ -	$ -	$ -	$ -	$ -	$ -
Contractual Services	-	N/A	-	-	-	-	-	-
Supplies and Expense	-	N/A	-	-	-	-	-	-
Fixed Charges	-	N/A	-	-	-	-	-	-
Debt Service	-	N/A	-	-	-	-	-	-
Grants, Contributions & Other	77,345	0.00%	77,345	-	77,345	77,345	77,345	77,345
Total Operating Expenditures	77,345	0.00%	77,345	-	77,345	77,345	77,345	77,345
Capital Outlay	-	N/A	-	-	-	-	-	-
Other Financing Uses	-	N/A	-	-	-	-	-	-
Total Expenditures	$ 77,345	0.00%	$ 77,345	$ -	$ 77,345	$ 77,345	$ 77,345	$ 77,345
Taxes	13,350	0.00%	13,350	15,823	16,000	9,371	13,642	13,121
Licenses and Permits	-	N/A	-	-	-	-	-	-
Fines, Forfeits and Penalties	-	N/A	-	-	-	-	-	-
Public Charges for Services	-	N/A	-	-	-	-	-	-
Intergovernmental Charges	-	N/A	-	-	-	-	-	-
Miscellaneous	-	N/A	-	-	-	-	-	-
Other Financing Sources	-	N/A	-	-	-	-	-	-
Total Revenues	$ 13,350	0.00%	$ 13,350	$ 15,823	$ 16,000	$ 9,371	$ 13,642	$ 13,121
Beginning Carryover	-	N/A						
Ending Carryover		N/A						
Tax Levy	$ 63,995	0.00%	$ 63,995	$ (15,823)	$ 61,345	$ 67,973	$ 63,702	$ 64,224

5 Number of Positions (FTE's)	2017 Requested Budget	% Incr(Decr) 2016 Budget	2016 Revised Budget	Actual Through 6/30/2016	2016 Estimated	2015 Actual	2014 Actual	2013 Actual
Regular	-		-			-	-	-
Part-Time/Temporary	-							
Request for Program Improvement	-							
Vacant	-							
Total Number of Positions (FTE's)	-	-	-	-	-	-	-	-

THIS PAGE LEFT BLANK INTENTIONALLY

DEBT SERVICE

THIS PAGE LEFT BLANK INTENTIONALLY

COUNTY OF WOOD
2017 Expense Budget by Activity

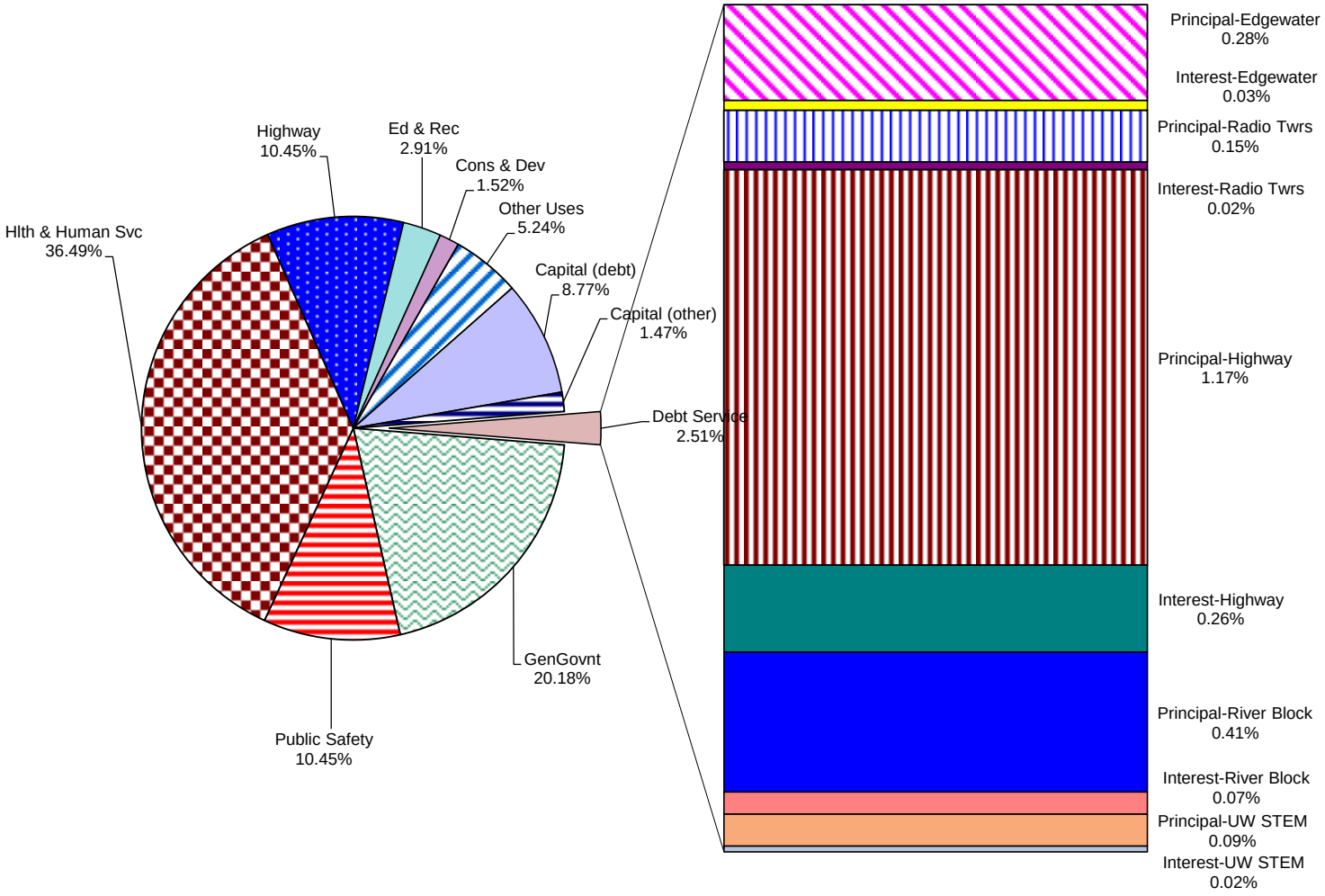

Detail by Percentage of Debt Service Expenses

Debt Service Fund

Statement of Purpose

The Debt Service Fund accounts for financial resources that are restricted, committed, or assigned to expenditures for principal and interest on all general long-term debt of governmental activities, including amounts accumulated for principal and interest maturing in future years.

The State Budget Bill also imposes restrictions on the County's ability to issue new debt. Generally, referendum approval is required to issue unlimited tax general obligation debt, with the following exceptions:

- Refunding debt issues
- 75% approval by the County Board
- A reasonable expectation that the new debt can be accommodated within the existing tax rate
- Other exceptions as listed in State Statutes Section 67.045

WOOD COUNTY BUDGET
SUMMARY SHEET
2017

	3
DEPT NUMBER	**1402**
DEPT	**FINANCE**
A/C NAME	**Debt Service**
FUNCTION	**58140**

Category	2017 Requested Budget	% Incr(Decr) 2016 Budget	2016 Revised Budget	Actual Through 6/30/2016	2016 Estimated	2015 Actual	2014 Actual	2013 Actual
Personal Services	$ -	N/A	$ -	$ -	$ -	$ -	$ -	$ -
Contractual Services	-	N/A	-	-	-	11,479	-	-
Supplies and Expense	-	N/A	-	-	-	-	-	-
Fixed Charges	-	N/A	-	-	-	-	-	-
Debt Service	2,784,629	85.26%	1,503,132	425,931	3,508,831	2,171,089	454,800	466,267
Grants, Contributions & Other	-	N/A	-	-	-	-	-	-
Total Operating Expenditures	2,784,629	85.26%	1,503,132	425,931	3,508,831	2,182,568	454,800	466,267
Capital Outlay	-	N/A	-	-	-	-	-	-
Other Financing Uses	-	N/A	-	-	-	-	-	-
Total Expenditures	$ 2,784,629	85.26%	$ 1,503,132	$ 425,931	$ 3,508,831	$ 2,182,568	$ 454,800	$ 466,267
Intergovernmental	-	N/A	-	-	-	-	-	-
Licenses and Permits	-	N/A	-	-	-	-	-	-
Fines, Forfeits and Penalties	-	N/A	-	-	-	-	-	-
Public Charges for Services	-	N/A	-	-	-	-	-	-
Intergovernmental Charges	-	N/A	-	-	-	-	-	-
Miscellaneous	-	N/A	-	-	188,595	24,975	-	-
Other Financing Sources	-	N/A	-	252,854	2,005,700	1,082,477	318,227	-
Total Revenues	$ -	N/A	$ -	$ 252,854	$ 2,194,295	$ 1,107,452	$ 318,227	$ -
Beginning Carryover	209,016	-32.00%	307,398	213,810	213,810	318,227	-	248,466
Ending Carryover		-100.00%	114,008	695,604	209,016	213,810	318,227	-
Tax Levy	$ 2,575,613	96.65%	$ 1,309,742	$ 654,871	$ 1,309,742	$ 970,700	$ 454,800	$ 217,801

3 Number of Positions (FTE's)	2017 Requested Budget	% Incr(Decr) 2016 Budget	2016 Revised Budget	Actual Through 6/30/2016	2016 Estimated	2015 Actual	2014 Actual	2013 Actual
Regular	-		-			-	-	-
Part-Time/Temporary	-							
Request for Program Improvement	-							
Vacant	-							
Total Number of Positions (FTE's)	-	-	-	-	-	-	-	-

THIS PAGE LEFT BLANK INTENTIONALLY

CAPITAL PROJECTS

THIS PAGE LEFT BLANK INTENTIONALLY

COUNTY OF WOOD
2017 Expense Budget by Activity

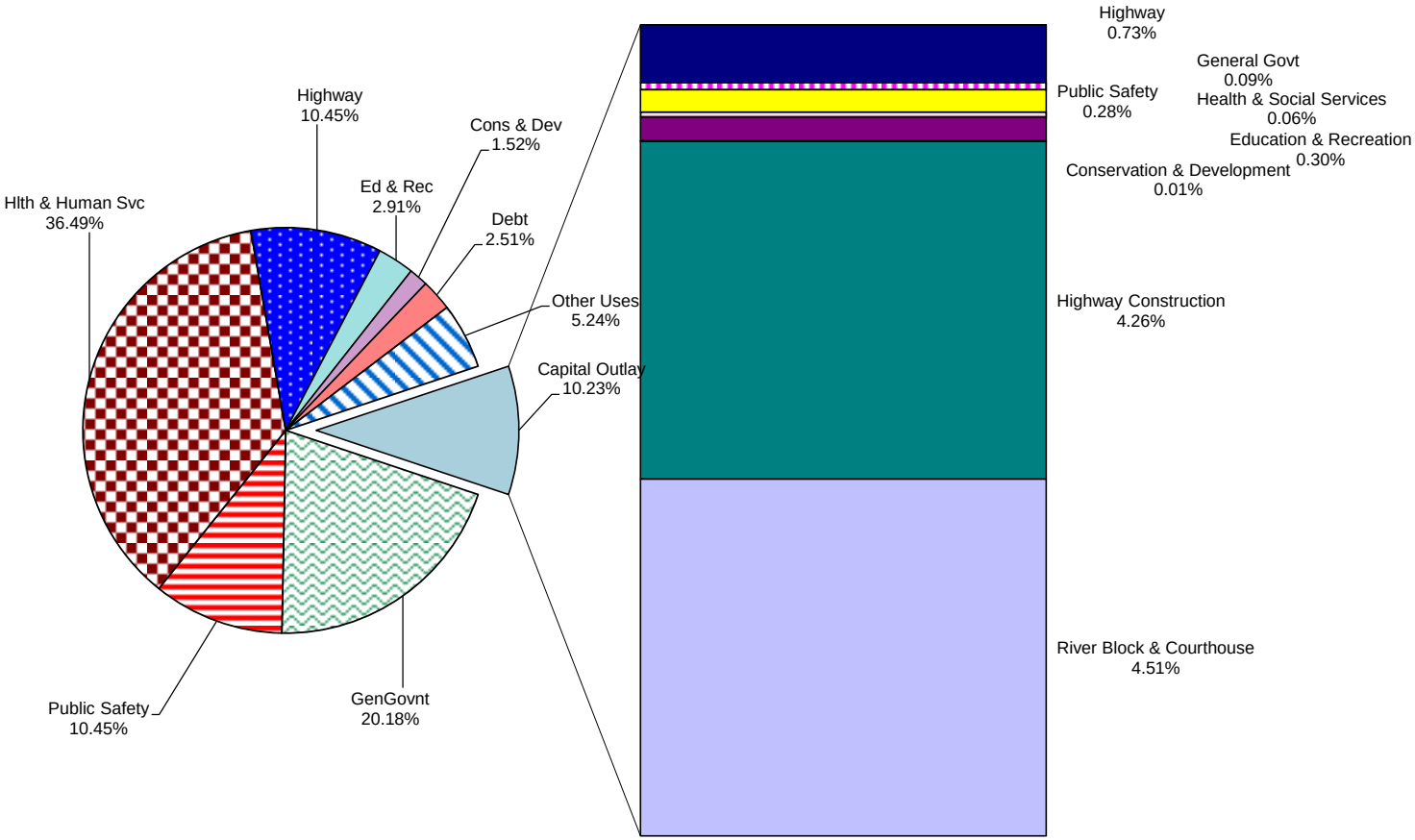

Detail by Percentage of Capital Outlay Expenses

Capital Projects Fund

Statement of Purpose

The Capital Project Fund is used to account for and report financial resources that are restricted, committed, or assigned to expenditures for capital outlays, including the acquisition or construction of capital facilities and other capital assets (other than those financed by proprietary funds).

WOOD COUNTY BUDGET
SUMMARY SHEET
2017

	4
DEPT NUMBER	**1403**
DEPT	**FINANCE**
A/C NAME	**Capital Projects**
FUNCTION	**57230**

Category	2017 Requested Budget	% Incr(Decr) 2016 Budget	2016 Revised Budget	Actual Through 6/30/2016	2016 Estimated	2015 Actual	2014 Actual	2013 Actual
Personal Services	$ -	N/A	$ -	$ -	$ -	$ -	$ -	$ -
Contractual Services	-	N/A	-	-	-	7,584	-	1,300
Supplies and Expense	-	N/A	-	-	-	-	-	-
Fixed Charges	-	N/A	-	-	-	-	-	-
Debt Service	-	N/A	-	-	-	4,879	-	-
Grants, Contributions & Other	-	N/A	-	-	-	-	-	-
Total Operating Expenditures	-	N/A	-	-	-	12,464	-	1,300
Capital Outlay	5,000,000	N/A	-	1,055,543	1,072,880	2,477,813	1,339,413	1,436,239
Other Financing Uses	-	N/A	-	-	1,752,700	36,444	-	-
Total Expenditures	$ 5,000,000	N/A	$ -	$ 1,055,543	$ 2,825,580	$ 2,526,721	$ 1,339,413	$ 1,437,539
Intergovernmental	-	N/A	-	-	-	-	-	-
Licenses and Permits	-	N/A	-	-	-	-	-	-
Fines, Forfeits and Penalties	-	N/A	-	-	-	-	-	-
Public Charges for Services	-	N/A	-	-	-	-	-	-
Intergovernmental Charges	-	N/A	-	-	-	-	-	-
Miscellaneous	-	N/A	-	-	-	28,913	-	-
Other Financing Sources	1,750,000	N/A	-	-	5,002,700	3,020,000	860,000	-
Total Revenues	$ 1,750,000	N/A	$ -	$ -	$ 5,002,700	$ 3,048,913	$ 860,000	$ -
Beginning Carryover	3,250,000	124948.08%	2,599	1,072,880	1,072,880	550,688	1,030,100	2,467,639
Ending Carryover	(0)	-100.01%	2,599	17,336	3,250,000	1,072,880	550,688	1,030,100
Tax Levy	$ -	N/A	$ -	$ -	$ -	$ -	$ -	$ -

4 Number of Positions (FTE's)	2017 Requested Budget	% Incr(Decr) 2016 Budget	2016 Revised Budget	Actual Through 6/30/2016	2016 Estimated	2015 Actual	2014 Actual	2013 Actual
Regular	-		-			-	-	-
Part-Time/Temporary	-							
Request for Program Improvement	-							
Vacant	-							
Total Number of Positions (FTE's)	-	-	-	-	-	-	-	-

PUBLIC WORKS

THIS PAGE LEFT BLANK INTENTIONALLY

Highway

Statement of Purpose

The mission of the Wood County Highway Department is to construct and maintain 324 miles of the county trunk highway system, along with maintaining the state trunk highway system in Wood County on a contract basis for the State of Wisconsin. Additionally, the department provides road and bridge maintenance services to local governmental units upon request on a cost charge back basis. To accomplish this work, the department is responsible for the purchase and repair of all necessary equipment, as well as maintenance of an administrative staff for all accounting and ordering of equipment and supplies. Our goal is to provide for safe, convenient movement of the traveling public.

The Highway Fund accounts for the costs associated with the costs and charges for service for maintenance and construction of state highways within the County, and provision of highway services to other local governments. Revenues are provided by user charges to state and local governments. The costs and funding for maintenance and construction for the County's highway system is reported in the General Fund.

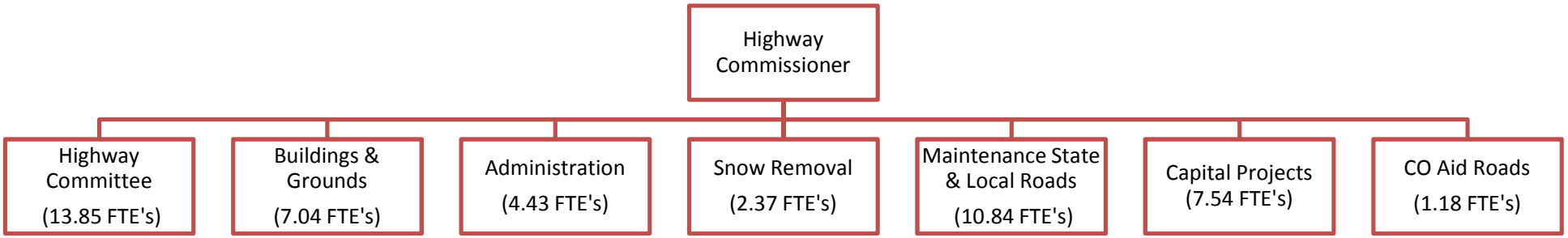

Number of Positions (FTE)	2017	2016	2015	2014	2013	2012	2011	2010	2009	2008
Total	48.25	46.00	46.00	46.02	46.24	46.22	46.23	49.21	49.09	49.25

Category	HIWY COMMITTE	HIWY COMMITTEE	HIWY COMMITTEE	HIWY COMMITTEE	HIWY COMMITTEE	HIWY COMMITTEE	HIWY COMMITTEE	
	1610	1610	1610	1610	1610	1610	1610	
	0	0	0	0	0	0	0	
	0	0	0	0	0	0	0	
	ADMIN	ENGINEER	OTHER ADMIN	BITUMINOUS OPS	MAITN CTHS	PATROL SECTIONS	MAINT GANG	TOTAL HWY COMMITTEE
	53110	53120	53191	53262	53310	53311	53313	
	0	0	53192	53265	0	0	53314	
	0	0	53193	53266	0	0	53315	
	0	0	0	0	0	0	0	
	0	0	0	0	0	0	0	
	0	0	0	0	0	0	0	
Personal Services	$ 254,796	$ 183,613	$ 216,085	$ 49,123	$ -	$ 497,613	$ 26,991	$ 1,228,221
Contractual Services	14,030	-	7,115	-	-	-	-	21,145
Supplies and Expense	15,240	8,525	250	2,598,729	7,325	606,171	110,330	3,346,570
Fixed Charges	-	16,100	108,065	723,365	-	-	-	847,530
Debt Service	-	-	-	-	-	-	-	-
Grants, Contributions & Other	-	-	-	-	-	-	-	-
Total Operating Expenditures	284,066	208,238	331,515	3,371,217	7,325	1,103,784	137,321	$ 5,443,466
Capital Outlay	-	-	-	-	-	-	-	-
Other Financing Uses	-	-	-	-	-	-	-	-
Total Expenditures	$ 284,066	$ 208,238	$ 331,515	$ 3,371,217	$ 7,325	$ 1,103,784	$ 137,321	$ 5,443,466
Intergovernmental	-	-	-	-	-	1,674,335	-	1,674,335
Licenses and Permits	2,935	-	-	-	-	-	-	2,935
Fines, Forfeits and Penalties	-	-	-	-	-	-	-	-
Public Charges for Services	-	-	-	-	-	-	-	-
Intergovernmental Charges	66,905	-	108,835	3,415,000	-	-	-	3,590,740
Miscellaneous	3,500	-	-	-	-	-	-	3,500
Other Financing Sources	-	-	-	-	-	-	-	-
Total Revenues	$ 73,340	$ -	$ 108,835	$ 3,415,000	$ -	$ 1,674,335	$ -	$ 5,271,510
Beginning Carryover								(165,816)
Ending Carryover								(165,815)
Tax Levy								$ 171,956
Total Number of Positions (FTE's)	2.55	1.49	1.75	0.95	-	6.56	0.55	

WOOD COUNTY BUDGET SUMMARY 2017								
BUILDINGS &	BUILDINGS & GROUNDS	BUILDINGS & GROUNDS	BUILDINGS & GROUNDS	BUILDINGS & GROUNDS	BUILDINGS & GROUNDS	BUILDINGS & GROUNDS	EE/BENEFITS	SNOW REMOVAL
1620	1620	1620	1620	1620	1620	1620	1630	1640
0	0	0	0	0	0	0	0	0
0	0	0	0	0	0	0	0	0
FIELD TOOLS	SHOP OPS	FUEL HANDLING	MACHINERY OPS	BITUMINOUS OPS	BUILD & GRDS	MACHINERY FUND	EE TAXES/BENEFITS	SNOW REMOVAL
53220	53230	53232	53240	53260	53270	53281	53210	53312
0	0	0	0	53266	53271	0	53600	0
0	0	0	0	0	53272	0	0	0
0	0	0	0	0	53273	0	0	0
0	0	0	0	0	53274	0	0	0
0	0	0	0	0	53275	0	0	0
$ 2,573	$ 234,112	$ -	$ 296,310	$ 14,058	$ 32,350	$ 579,403	$ -	$ 208,794
-	-	-	703,465	134,705	63,020	901,190	-	-
35,205	20,270	9,600	430	22,415	46,165	134,085	-	698,591
-	-	-	68,880	1,725	20,000	90,605	-	-
-	-	-	1,385	-	-	1,385	-	-
-	-	-	-	-	-	-	-	-
37,778	254,382	9,600	1,070,470	172,903	161,535	1,706,668	-	907,385
-	-	-	810,000	-	-	810,000	-	-
(25,000)	-	-	-	-	-	(25,000)	-	-
$ 12,778	$ 254,382	$ 9,600	$ 1,880,470	$ 172,903	$ 161,535	$ 2,491,668	$ -	$ 907,385
-	-	-	-	-	-	-	-	-
-	-	-	-	-	-	-	-	-
-	-	-	-	-	-	-	-	-
-	-	-	-	-	-	-	-	-
-	-	27,285	2,261,183	200,000	-	2,488,468	-	-
-	-	-	3,200	-	-	3,200	-	-
-	-	-	-	-	-	-	-	-
$ -	$ -	$ 27,285	$ 2,264,383	$ 200,000	$ -	$ 2,491,668	$ -	$ -
						2,946,457	(271,590)	364,872
						2,946,457	(271,590)	364,872
						$ -	$ -	$ 907,385
0.05	2.52	-	3.79	0.27	0.41	-	5.43	2.37

COUNTY AID	COUNTY AID	STATE & LOCAL ROADS	STATE & LOCAL ROADS	STATE & LOCAL ROADS		CAPITAL PROJECTS			
1650	1660	1670	1670	1670		1690			
0	0	0	0	0		0			
0	0	0	0	0		0			
COUNTY AID TO ROADS	COUNTY AID TO BRIDGES	MAINT STATE ROADS	MAINT LOCAL ROADS	OTHER SERVICES	TOTAL OTHER ROADS	CAPITAL PROJECTS	2017 Total	Incr(Decr) 2016 Budget	2016 Total
53340	53341	53320	53330	53490		57310			
0	0	0	0	0		0			
0	0	0	0	0		0			
0	0	0	0	0		0			
0	0	0	0	0		0			
0	0	0	0	0		0			
$ 69,502	$ 31,070	$ 603,388	$ 199,268	$ 68,686	$ 871,342	$ 622,107	$ 3,610,438	0.18%	$ 3,603,974
-	-	-	-	-	-	-	922,335	-3.71%	957,880
-	-	739,835	855,115	416,950	2,011,900	4,107,893	10,299,039	7.90%	9,544,860
-	-	-	-	-	-	-	938,135	-4.82%	985,625
-	-	-	-	-	-	-	1,385	-98.47%	90,285
375,000	168,930	-	-	-	-	-	543,930	1.76%	534,500
444,502	200,000	1,343,223	1,054,383	485,636	2,883,242	4,730,000	16,315,262	3.81%	15,717,124
-	-	-	-	-	-	-	810,000	0.25%	808,000
-	-	-	-	-	-	-	(25,000)	0.00%	(25,000)
$ 444,502	$ 200,000	$ 1,343,223	$ 1,054,383	$ 485,636	2,883,242	$ 4,730,000	$ 17,100,262	3.64%	$ 16,500,124
-	-	-	-	-	-	-	1,674,335	-1.51%	1,700,000
-	-	-	-	-	-	-	2,935	12.88%	2,600
-	-	-	-	-	-	-	-	N/A	-
-	-	-	-	-	-	-	-	N/A	-
377,467	-	1,343,223	1,075,471	494,154	2,912,848	-	9,369,523	8.21%	8,658,647
-	-	-	-	1,195	1,195	-	7,895	5.27%	7,500
-	-	-	-	-	-	-	-	N/A	-
$ 377,467	$ -	$ 1,343,223	$ 1,075,471	$ 495,349	2,914,043	$ -	$ 11,054,688	6.62%	$ 10,368,747
634,009	(116,307)				(74,921)	4,730,000	8,046,704	69.08%	4,759,179
634,009	(116,306)				(44,120)	0	3,347,506	-13063.78%	(25,822)
$ 67,035	$ 200,000				$ -	$ -	$ 1,346,376	0.00%	$ 1,346,376
									-
0.85	0.33	7.77	2.30	0.77		7.54	48.25	(0.00)	48.25

WOOD COUNTY BUDGET
SUMMARY SHEET
2017

DEPT NUMBER	**2**
DEPT	**HIWY COMMITTEE**
A/C NAME	**SUMMARY**
FUNCTION	**TOTAL**

Category	2017 Requested Budget	% Incr(Decr) 2016 Budget	2016 Revised Budget	Actual Through 6/30/2016	2016 Estimated	2015 Actual	2014 Actual	2013 Actual
Personal Services	$ 1,228,221	-4.30%	$ 1,283,405	$ 692,076	$ 1,154,416	$ 1,204,073	$ 1,398,573	$ 1,220,428
Contractual Services	21,145	15.36%	18,330	15,365	21,045	18,735	17,740	16,673
Supplies and Expense	3,346,570	-5.82%	3,553,494	815,905	3,625,335	3,409,026	4,199,214	3,499,368
Fixed Charges	847,530	-4.96%	891,745	151,387	847,504	839,271	473,987	467,475
Debt Service	-	N/A	-	-	-	-	-	-
Grants, Contributions & Other	-	N/A	-	-	-	-	-	-
Total Operating Expenditures	5,443,466	-5.28%	5,746,974	1,674,734	5,648,300	5,471,104	6,089,513	5,203,944
Capital Outlay	-	N/A	-	-	-	-	-	-
Other Financing Uses	-	N/A	-	-	-	-	-	-
Total Expenditures	$ 5,443,466	-5.28%	$ 5,746,974	$ 1,674,734	$ 5,648,300	$ 5,471,104	$ 6,089,513	$ 5,203,944
Intergovernmental	1,674,335	-1.51%	1,700,000	418,584	1,674,335	1,721,330	2,036,980	1,928,259
Licenses and Permits	2,935	12.88%	2,600	1,975	2,935	2,935	3,685	3,133
Fines, Forfeits and Penalties	-	N/A	-	-	-	-	-	-
Public Charges for Services	-	N/A	-	-	-	-	-	-
Intergovernmental Charges	3,590,740	-7.72%	3,891,200	172,951	3,590,740	3,592,096	1,397,756	1,797,435
Miscellaneous	3,500	N/A	-	3,446	3,500	167	350,000	-
Other Financing Sources	-	N/A	-	-	-	120,000	0	19,109
Total Revenues	$ 5,271,510	-5.76%	$ 5,593,800	$ 596,955	$ 5,271,510	$ 5,436,527	$ 3,788,422	$ 3,747,935
Beginning Carryover	(165,816)	-141.74%	397,223	110,971	110,971	45,545	476,383	
Ending Carryover	(165,815)	-148.19%	344,052	(866,804)	(165,816)	110,971	45,546	-
Tax Levy	$ 171,956	71.95%	$ 100,003	$ 100,003	$ 100,003	$ 100,003	$ 1,870,254	$ 1,456,009

2 Number of Positions (FTE's)	2017 Requested Budget	% Incr(Decr) 2016 Budget	2016 Revised Budget	Actual Through 6/30/2016	2016 Estimated	2015 Actual	2014 Actual	2013 Actual
Regular	13.29		13.28			16.93	17.99	17.37
Part-Time/Temporary	0.56		0.56			-	-	-
Request for Program Improvement	-		-			-	-	-
Vacant	-		1.30			-	-	-
Total Number of Positions (FTE's)	13.85	-	15.14	-	-	16.93	17.99	17.37

WOOD COUNTY BUDGET
SUMMARY SHEET
2017

	2
DEPT NUMBER	**1610**
DEPT	**HIWY COMMITTEE**
A/C NAME	**ADMIN**
FUNCTION	**53110**

Category	2017 Requested Budget	% Incr(Decr) 2016 Budget	2016 Revised Budget	Actual Through 6/30/2016	2016 Estimated	2015 Actual	2014 Actual	2013 Actual
Personal Services	$ 254,796	3.70%	$ 245,715	$ 98,177	$ 238,262	$ 246,727	$ 266,347	$ 244,542
Contractual Services	14,030	13.15%	12,400	12,398	13,930	11,621	10,514	10,744
Supplies and Expense	15,240	-24.55%	20,200	5,014	13,850	11,179	14,309	20,198
Fixed Charges	-	N/A	-	-	-	-	-	-
Debt Service	-	N/A	-	-	-	-	-	-
Grants, Contributions & Other	-	N/A	-	-	-	-	-	-
Total Operating Expenditures	284,066	2.07%	278,315	115,588	266,042	269,527	291,170	275,484
Capital Outlay	-	N/A	-	-	-	-	-	-
Other Financing Uses	-	N/A	-	-	-	-	-	-
Total Expenditures	$ 284,066	2.07%	$ 278,315	$ 115,588	$ 266,042	$ 269,527	$ 291,170	$ 275,484
Intergovernmental	-	N/A	-	-	-	-	-	-
Licenses and Permits	2,935	12.88%	2,600	1,975	2,935	2,935	3,685	3,133
Fines, Forfeits and Penalties	-	N/A	-	-	-	-	-	-
Public Charges for Services	-	N/A	-	-	-	-	-	-
Intergovernmental Charges	66,905	-4.42%	70,000	28,215	66,905	66,904	65,001	145,478
Miscellaneous	3,500	N/A	-	3,446	3,500	167	350,000	-
Other Financing Sources	-	N/A	-	-	-	120,000	0	19,109
Total Revenues	$ 73,340	1.02%	$ 72,600	$ 33,636	$ 73,340	$ 190,005	$ 418,687	$ 167,719

2 Number of Positions (FTE's)	2017 Requested Budget	% Incr(Decr) 2016 Budget	2016 Revised Budget	Actual Through 6/30/2016	2016 Estimated	2015 Actual	2014 Actual	2013 Actual
Regular	2.55		1.74			2.63	2.62	2.62
Part-Time/Temporary	-		-			-	-	-
Request for Program Improvement	-		-			-	-	-
Vacant	-		0.90			-	-	-
Total Number of Positions (FTE's)	2.55	-	2.64	-	-	2.63	2.62	2.62

WOOD COUNTY BUDGET
SUMMARY SHEET
2017

	3
DEPT NUMBER	**1610**
DEPT	**HIWY COMMITTEE**
A/C NAME	**ENGINEER**
FUNCTION	**53120**

Category	2017 Requested Budget	% Incr(Decr) 2016 Budget	2016 Revised Budget	Actual Through 6/30/2016	2016 Estimated	2015 Actual	2014 Actual	2013 Actual
Personal Services	$ 183,613	-7.40%	$ 198,293	$ 95,448	$ 176,580	$ 174,611	$ 141,873	$ 128,381
Contractual Services	-	N/A	-	-	-	-	-	-
Supplies and Expense	8,525	-31.31%	12,410	3,110	10,260	8,026	20,958	40,016
Fixed Charges	16,100	38.61%	11,615	7,128	16,078	16,103	12,586	11,614
Debt Service	-	N/A	-	-	-	-	-	-
Grants, Contributions & Other	-	N/A	-	-	-	-	-	-
Total Operating Expenditures	208,238	-6.33%	222,318	105,686	202,918	198,739	175,416	180,011
Capital Outlay	-	N/A	-	-	-	-	-	-
Other Financing Uses	-	N/A	-	-	-	-	-	-
Total Expenditures	$ 208,238	-6.33%	$ 222,318	$ 105,686	$ 202,918	$ 198,739	$ 175,416	$ 180,011
Intergovernmental	-	N/A	-	-	-	-	-	-
Licenses and Permits	-	N/A	-	-	-	-	-	-
Fines, Forfeits and Penalties	-	N/A	-	-	-	-	-	-
Public Charges for Services	-	N/A	-	-	-	-	-	-
Intergovernmental Charges	-	N/A	-	-	-	-	-	-
Miscellaneous	-	N/A	-	-	-	-	-	-
Other Financing Sources	-	N/A	-	-	-	-	-	-
Total Revenues	$ -	N/A	$ -	$ -	$ -	$ -	$ -	$ -

3 Number of Positions (FTE's)	2017 Requested Budget	% Incr(Decr) 2016 Budget	2016 Revised Budget	Actual Through 6/30/2016	2016 Estimated	2015 Actual	2014 Actual	2013 Actual
Regular	1.49		1.81			1.81	1.42	0.92
Part-Time/Temporary	-		-			-	-	-
Request for Program Improvement	-		-			-	-	-
Vacant	-		-			-	-	-
Total Number of Positions (FTE's)	1.49	-	1.81	-	-	1.81	1.42	0.92

WOOD COUNTY BUDGET
SUMMARY SHEET
2017

	4
DEPT NUMBER	**1610**
DEPT	**HIWY COMMITTEE**
A/C NAME	**OTHER ADMIN**
FUNCTION	**53191**

Category	2017 Requested Budget	% Incr(Decr) 2016 Budget	2016 Revised Budget	Actual Through 6/30/2016	2016 Estimated	2015 Actual	2014 Actual	2013 Actual
Personal Services	$ 216,085	4.35%	$ 207,075	$ 102,937	$ 217,203	$ 206,785	$ 177,126	$ 161,274
Contractual Services	7,115	19.98%	5,930	2,967	7,115	7,114	7,226	5,929
Supplies and Expense	250	-78.54%	1,165	22	100	30	874	665
Fixed Charges	108,065	0.87%	107,130	90,937	108,061	99,804	96,050	105,375
Debt Service	-	N/A	-	-	-	-	-	-
Grants, Contributions & Other	-	N/A	-	-	-	-	-	-
Total Operating Expenditures	331,515	3.18%	321,300	196,863	332,479	313,732	281,275	273,243
Capital Outlay	-	N/A	-	-	-	-	-	-
Other Financing Uses	-	N/A	-	-	-	-	-	-
Total Expenditures	$ 331,515	3.18%	$ 321,300	$ 196,863	$ 332,479	$ 313,732	$ 281,275	$ 273,243
Intergovernmental	-	N/A	-	-	-	-	-	-
Licenses and Permits	-	N/A	-	-	-	-	-	-
Fines, Forfeits and Penalties	-	N/A	-	-	-	-	-	-
Public Charges for Services	-	N/A	-	-	-	-	-	-
Intergovernmental Charges	108,835	-17.55%	132,000	49,012	108,835	108,834	92,108	289,497
Miscellaneous	-	N/A	-	-	-	-	-	-
Other Financing Sources	-	N/A	-	-	-	-	-	-
Total Revenues	$ 108,835	-17.55%	$ 132,000	$ 49,012	$ 108,835	$ 108,834	$ 92,108	$ 289,497

4 Number of Positions (FTE's)	2017 Requested Budget	% Incr(Decr) 2016 Budget	2016 Revised Budget	Actual Through 6/30/2016	2016 Estimated	2015 Actual	2014 Actual	2013 Actual
Regular	1.75		1.77			1.77	1.83	1.99
Part-Time/Temporary	-		-			-	-	-
Request for Program Improvement	-		-			-	-	-
Vacant	-		-			-	-	-
Total Number of Positions (FTE's)	1.75	-	1.77	-	-	1.77	1.83	1.99

WOOD COUNTY BUDGET
SUMMARY SHEET
2017

	5
DEPT NUMBER	**1610**
DEPT	**HIWY COMMITTEE**
A/C NAME	**BITUMINOUS OPS**
FUNCTION	**53262**

Category	2017 Requested Budget	% Incr(Decr) 2016 Budget	2016 Revised Budget	Actual Through 6/30/2016	2016 Estimated	2015 Actual	2014 Actual	2013 Actual
Personal Services	$ 49,123	29.35%	$ 37,978	$ 28,008	$ 72,900	$ 80,170	$ 62,309	$ 71,743
Contractual Services	-	N/A	-	-	-	-	-	-
Supplies and Expense	2,598,729	-6.60%	2,782,350	266,138	2,629,530	2,629,530	886,308	524,072
Fixed Charges	723,365	-6.42%	773,000	53,323	723,365	723,365	365,350	348,787
Debt Service	-	N/A	-	-	-	-	-	-
Grants, Contributions & Other	-	N/A	-	-	-	-	-	-
Total Operating Expenditures	3,371,217	-6.18%	3,593,328	347,469	3,425,795	3,433,065	1,313,967	944,602
Capital Outlay	-	N/A	-	-	-	-	-	-
Other Financing Uses	-	N/A	-	-	-	-	-	-
Total Expenditures	$ 3,371,217	-6.18%	$ 3,593,328	$ 347,469	$ 3,425,795	$ 3,433,065	$ 1,313,967	$ 944,602
Intergovernmental	-	N/A	-	-	-	-	-	-
Licenses and Permits	-	N/A	-	-	-	-	-	-
Fines, Forfeits and Penalties	-	N/A	-	-	-	-	-	-
Public Charges for Services	-	N/A	-	-	-	-	-	-
Intergovernmental Charges	3,415,000	-7.43%	3,689,200	95,724	3,415,000	3,416,358	1,240,647	1,362,460
Miscellaneous	-	N/A	-	-	-	-	-	-
Other Financing Sources	-	N/A	-	-	-	-	-	-
Total Revenues	$ 3,415,000	-7.43%	$ 3,689,200	$ 95,724	$ 3,415,000	$ 3,416,358	$ 1,240,647	$ 1,362,460

5 Number of Positions (FTE's)	2017 Requested Budget	% Incr(Decr) 2016 Budget	2016 Revised Budget	Actual Through 6/30/2016	2016 Estimated	2015 Actual	2014 Actual	2013 Actual
Regular	0.95		0.69			0.69	-	-
Part-Time/Temporary	-		-			-	-	-
Request for Program Improvement	-		-			-	-	-
Vacant	-		-			-	-	-
Total Number of Positions (FTE's)	0.95	-	0.69	-	-	0.69	-	-

WOOD COUNTY BUDGET
SUMMARY SHEET
2017

	6
DEPT NUMBER	**1610**
DEPT	**HIWY COMMITTEE**
A/C NAME	**MAITN CTHS**
FUNCTION	**53310**

Category	2017 Requested Budget	% Incr(Decr) 2016 Budget	2016 Revised Budget	Actual Through 6/30/2016	2016 Estimated	2015 Actual	2014 Actual	2013 Actual
Personal Services	$ -	N/A	$ -	$ -	$ -	$ -	$ -	$ -
Contractual Services	-	N/A	-	-	-	-	-	-
Supplies and Expense	7,325	-34.45%	11,175	1,044	7,325	7,325	25,192	11,174
Fixed Charges	-	N/A	-	-	-	-	-	-
Debt Service	-	N/A	-	-	-	-	-	-
Grants, Contributions & Other	-	N/A	-	-	-	-	-	-
Total Operating Expenditures	7,325	-34.45%	11,175	1,044	7,325	7,325	25,192	11,174
Capital Outlay	-	N/A	-	-	-	-	-	-
Other Financing Uses	-	N/A	-	-	-	-	-	-
Total Expenditures	$ 7,325	-34.45%	$ 11,175	$ 1,044	$ 7,325	$ 7,325	$ 25,192	$ 11,174
Intergovernmental	-	N/A	-	-	-	-	-	-
Licenses and Permits	-	N/A	-	-	-	-	-	-
Fines, Forfeits and Penalties	-	N/A	-	-	-	-	-	-
Public Charges for Services	-	N/A	-	-	-	-	-	-
Intergovernmental Charges	-	N/A	-	-	-	-	-	-
Miscellaneous	-	N/A	-	-	-	-	-	-
Other Financing Sources	-	N/A	-	-	-	-	-	-
Total Revenues	$ -	N/A	$ -	$ -	$ -	$ -	$ -	$ -

6 Number of Positions (FTE's)	2017 Requested Budget	% Incr(Decr) 2016 Budget	2016 Revised Budget	Actual Through 6/30/2016	2016 Estimated	2015 Actual	2014 Actual	2013 Actual
Regular	-		-			-	-	-
Part-Time/Temporary	-		-			-	-	-
Request for Program Improvement	-		-			-	-	-
Vacant	-		-			-	-	-
Total Number of Positions (FTE's)	-	-	-	-	-	-	-	-

WOOD COUNTY BUDGET
SUMMARY SHEET
2017

	7
DEPT NUMBER	**1610**
DEPT	**HIWY COMMITTEE**
A/C NAME	**PATROL SECTIONS**
FUNCTION	**53311**

Category	2017 Budget	% Incr(Decr) Budget	2016 Budget	Actual 42551	Estimated	Actual	Actual	Actual
Personal Services	$ 497,613	-11.61%	$ 563,006	$ 348,732	$ 416,546	$ 462,858	$ 490,697	$ 557,241
Contractual Services	-	N/A	-	-	-	-	-	-
Supplies and Expense	606,171	-14.77%	711,194	525,905	854,110	643,241	560,230	902,823
Fixed Charges	-	N/A	-	-	-	-	-	-
Debt Service	-	N/A	-	-	-	-	-	-
Grants, Contributions & Other	-	N/A	-	-	-	-	-	-
Total Operating Expenditures	1,103,784	-13.37%	1,274,200	874,636	1,270,656	1,106,099	1,050,926	1,460,064
Capital Outlay	-	N/A	-	-	-	-	-	-
Other Financing Uses	-	N/A	-	-	-	-	-	-
Total Expenditures	$ 1,103,784	-13.37%	$ 1,274,200	$ 874,636	$ 1,270,656	$ 1,106,099	$ 1,050,926	$ 1,460,064
Intergovernmental	1,674,335	-1.51%	1,700,000	418,584	1,674,335	1,721,330	2,036,980	1,928,259
Licenses and Permits	-	N/A	-	-	-	-	-	-
Fines, Forfeits and Penalties	-	N/A	-	-	-	-	-	-
Public Charges for Services	-	N/A	-	-	-	-	-	-
Intergovernmental Charges	-	N/A	-	-	-	-	-	-
Miscellaneous	-	N/A	-	-	-	-	-	-
Other Financing Sources	-	N/A	-	-	-	-	-	-
Total Revenues	$ 1,674,335	-1.51%	$ 1,700,000	$ 418,584	$ 1,674,335	$ 1,721,330	$ 2,036,980	$ 1,928,259

7 Number of Positions (FTE's)	2017 Requested Budget	% Incr(Decr) 2016 Budget	2016 Revised Budget	Actual Through 6/30/2016	2016 Estimated	2015 Actual	2014 Actual	2013 Actual
Regular	6.01		6.85			9.59	4.01	4.11
Part-Time/Temporary	0.56		0.56			-	-	-
Request for Program Improvement	-		-			-	-	-
Vacant	-		0.38			-	-	-
Total Number of Positions (FTE's)	6.56	-	7.79	-	-	9.59	4.01	4.11

WOOD COUNTY BUDGET
SUMMARY SHEET
2017

	8
DEPT NUMBER	**1610**
DEPT	**HIWY COMMITTEE**
A/C NAME	**MAINT GANG**
FUNCTION	**53313**

Category	2017 Requested Budget	% Incr(Decr) 2016 Budget	2016 Revised Budget	Actual Through 6/30/2016	2016 Estimated	2015 Actual	2014 Actual	2013 Actual
Personal Services	$ 26,991	-13.87%	$ 31,338	$ 18,774	$ 32,925	$ 32,922	$ 260,221	$ 57,247
Contractual Services	-	N/A	-	-	-	-	-	-
Supplies and Expense	110,330	635.53%	15,000	14,672	110,160	109,695	2,691,344	2,000,421
Fixed Charges	-	N/A	-	-	-	-	-	1,699
Debt Service	-	N/A	-	-	-	-	-	-
Grants, Contributions & Other	-	N/A	-	-	-	-	-	-
Total Operating Expenditures	137,321	196.35%	46,338	33,447	143,085	142,617	2,951,565	2,059,367
Capital Outlay	-	N/A	-	-	-	-	-	-
Other Financing Uses	-	N/A	-	-	-	-	-	-
Total Expenditures	$ 137,321	196.35%	$ 46,338	$ 33,447	$ 143,085	$ 142,617	$ 2,951,565	$ 2,059,367
Intergovernmental	-	N/A	-	-	-	-	-	-
Licenses and Permits	-	N/A	-	-	-	-	-	-
Fines, Forfeits and Penalties	-	N/A	-	-	-	-	-	-
Public Charges for Services	-	N/A	-	-	-	-	-	-
Intergovernmental Charges	-	N/A	-	-	-	-	-	-
Miscellaneous	-	N/A	-	-	-	-	-	-
Other Financing Sources	-	N/A	-	-	-	-	-	-
Total Revenues	$ -	N/A	$ -	$ -	$ -	$ -	$ -	$ -

8 Number of Positions (FTE's)	2017 Requested Budget	% Incr(Decr) 2016 Budget	2016 Revised Budget	Actual Through 6/30/2016	2016 Estimated	2015 Actual	2014 Actual	2013 Actual
Regular	0.55		0.42			0.44	8.11	7.73
Part-Time/Temporary	-		-			-	-	-
Request for Program Improvement	-		-			-	-	-
Vacant	-		0.02			-	-	-
Total Number of Positions (FTE's)	0.55	-	0.44	-	-	0.44	8.11	7.73

WOOD COUNTY BUDGET
SUMMARY SHEET
2017

DEPT NUMBER	**9**
DEPT	**BUILDINGS & GROUNDS**
A/C NAME	**SUMMARY**
FUNCTION	**TOTAL**

Category	2017 Requested Budget	% Incr(Decr) 2016 Budget	2016 Revised Budget	Actual Through 6/30/2016	2016 Estimated	2015 Actual	2014 Actual	2013 Actual
Personal Services	$ 579,403	-2.68%	$ 595,352	$ 303,245	$ 588,870	$ 556,817	$ 565,099	$ 545,802
Contractual Services	901,190	-4.08%	939,550	334,487	899,690	899,579	1,013,321	1,084,918
Supplies and Expense	134,085	-43.11%	235,695	159,620	227,870	185,207	158,179	281,316
Fixed Charges	90,605	-3.49%	93,880	63,226	90,605	75,971	79,536	80,295
Debt Service	1,385	-73.79%	5,285	-	2,725	4,024	5,282	6,500
Grants, Contributions & Other	-	N/A	-	-	-	-	-	-
Total Operating Expenditures	1,706,668	-8.72%	1,869,762	860,577	1,809,760	1,721,598	1,821,417	1,998,830
Capital Outlay	810,000	0.25%	808,000	-	-	-	715,984	-
Other Financing Uses	(25,000)	0.00%	(25,000)	(29,288)	-	(30,201)	(47,655)	(13,683)
Total Expenditures	$ 2,491,668	-6.07%	$ 2,652,762	$ 831,290	$ 1,809,760	$ 1,691,398	$ 2,489,746	$ 1,985,148
Intergovernmental	-	N/A	-	-	-	-	-	-
Licenses and Permits	-	N/A	-	-	-	-	-	-
Fines, Forfeits and Penalties	-	N/A	-	-	-	-	-	-
Public Charges for Services	-	N/A	-	-	-	-	-	-
Intergovernmental Charges	2,488,468	-6.81%	2,670,262	1,044,135	2,921,756	2,914,297	2,545,721	2,469,710
Miscellaneous	3,200	-57.33%	7,500	3,204	3,210	131,868	22,042	(11,681)
Other Financing Sources	-	N/A	-	-	-	15,610	47,224	-
Total Revenues	$ 2,491,668	-6.95%	$ 2,677,762	$ 1,047,339	$ 2,924,966	$ 3,061,774	$ 2,614,988	$ 2,458,028
Beginning Carryover	2,946,457	277.22%	781,101	1,831,251	1,831,251	460,874	(101,939)	
Ending Carryover	2,946,457	265.52%	806,101	2,047,300	2,946,457	1,831,251	460,874	
Tax Levy	$ -	N/A	$ -	$ -	$ -	$ -	$ 437,571	$ (472,881)

9 Number of Positions (FTE's)	2017 Requested Budget	% Incr(Decr) 2016 Budget	2016 Revised Budget	Actual Through 6/30/2016	2016 Estimated	2015 Actual	2014 Actual	2013 Actual
Regular	7.04		6.56			7.46	9.56	10.41
Part-Time/Temporary	-		-			-	-	-
Request for Program Improvement	-		-			-	-	-
Vacant	-		0.88			-	-	-
Total Number of Positions (FTE's)	7.04	-	7.44	-	-	7.46	9.56	10.41

WOOD COUNTY BUDGET
SUMMARY SHEET
2017

	9
DEPT NUMBER	**1620**
DEPT	**BUILDINGS & GROUNDS**
A/C NAME	**FIELD TOOLS**
FUNCTION	**53220**

Category	2017 Requested Budget	% Incr(Decr) 2016 Budget	2016 Revised Budget	Actual Through 6/30/2016	2016 Estimated	2015 Actual	2014 Actual	2013 Actual
Personal Services	$ 2,573	-64.12%	$ 7,171	$ 1,760	$ 10,160	$ 10,155	$ 3,451	$ 6,974
Contractual Services	-	N/A	-	-	-	-	-	-
Supplies and Expense	35,205	65.01%	21,335	7,177	35,205	35,201	25,483	21,340
Fixed Charges	-	N/A	-	-	-	-	-	-
Debt Service	-	N/A	-	-	-	-	-	-
Grants, Contributions & Other	-	N/A	-	-	-	-	-	-
Total Operating Expenditures	37,778	32.53%	28,506	8,937	45,365	45,357	28,934	28,314
Capital Outlay	-	N/A	-	-	-	-	-	-
Other Financing Uses	(25,000)	0.00%	(25,000)	(29,288)	-	(30,201)	(47,655)	(13,683)
Total Expenditures	$ 12,778	264.46%	$ 3,506	$ (20,351)	$ 45,365	$ 15,156	$ (18,721)	$ 14,631
Intergovernmental	-	N/A	-	-	-	-	-	-
Licenses and Permits	-	N/A	-	-	-	-	-	-
Fines, Forfeits and Penalties	-	N/A	-	-	-	-	-	-
Public Charges for Services	-	N/A	-	-	-	-	-	-
Intergovernmental Charges	-	N/A	-	-	-	-	-	-
Miscellaneous	-	N/A	-	-	-	-	-	-
Other Financing Sources	-	N/A	-	-	-	-	-	-
Total Revenues	$ -	N/A	$ -	$ -	$ -	$ -	$ -	$ -

9 Number of Positions (FTE's)	2017 Requested Budget	% Incr(Decr) 2016 Budget	2016 Revised Budget	Actual Through 6/30/2016	2016 Estimated	2015 Actual	2014 Actual	2013 Actual
Regular	0.05		0.07			0.09	-	-
Part-Time/Temporary	-		-			-	-	-
Request for Program Improvement	-		-			-	-	-
Vacant	-		0.02			-	-	-
Total Number of Positions (FTE's)	0.05	-	0.09	-	-	0.09	-	-

WOOD COUNTY BUDGET
SUMMARY SHEET
2017

	10
DEPT NUMBER	**1620**
DEPT	**BUILDINGS & GROUNDS**
A/C NAME	**SHOP OPS**
FUNCTION	**53230**

Category	2017 Requested Budget	% Incr(Decr) 2016 Budget	2016 Revised Budget	Actual Through 6/30/2016	2016 Estimated	2015 Actual	2014 Actual	2013 Actual
Personal Services	$ 234,112	4.65%	$ 223,711	$ 132,230	$ 263,985	$ 227,379	$ 209,542	$ 203,780
Contractual Services	-	N/A	-	-	-	-	-	-
Supplies and Expense	20,270	35.36%	14,975	10,414	20,270	19,823	51,344	70,149
Fixed Charges	-	N/A	-	-	-	-	-	-
Debt Service	-	N/A	-	-	-	-	-	-
Grants, Contributions & Other	$ -	N/A	$ -	$ -	$ -	$ -	$ -	$ -
Total Operating Expenditures	254,382	6.58%	238,686	142,644	284,255	247,202	260,886	273,929
Capital Outlay	-	N/A	-	-	-	-	-	-
Other Financing Uses	-	N/A	-	-	-	-	-	-
Total Expenditures	$ 254,382	6.58%	$ 238,686	$ 142,644	$ 284,255	$ 247,202	$ 260,886	$ 273,929
Intergovernmental	-	N/A	-	-	-	-	-	-
Licenses and Permits	-	N/A	-	-	-	-	-	-
Fines, Forfeits and Penalties	-	N/A	-	-	-	-	-	-
Public Charges for Services	-	N/A	-	-	-	-	-	-
Intergovernmental Charges	-	N/A	-	-	-	-	-	-
Miscellaneous	-	N/A	-	-	-	-	-	-
Other Financing Sources	-	N/A	-	-	-	-	-	-
Total Revenues	$ -	N/A	$ -	$ -	$ -			$ -

10 Number of Positions (FTE's)	2017 Requested Budget	% Incr(Decr) 2016 Budget	2016 Revised Budget	Actual Through 6/30/2016	2016 Estimated	2015 Actual	2014 Actual	2013 Actual
Regular	2.52		2.55			2.55	2.63	2.63
Part-Time/Temporary	-		-			-	-	-
Request for Program Improvement	-		-			-	-	-
Vacant	-		-			-	-	-
Total Number of Positions (FTE's)	2.52	-	2.55	-	-	2.55	2.63	2.63

WOOD COUNTY BUDGET
SUMMARY SHEET
2017

	11
DEPT NUMBER	**1620**
DEPT	**BUILDINGS & GROUNDS**
A/C NAME	**FUEL HANDLING**
FUNCTION	**53232**

Category	2017 Requested Budget	% Incr(Decr) 2016 Budget	2016 Revised Budget	Actual Through 6/30/2016	2016 Estimated	2015 Actual	2014 Actual	2013 Actual
Personal Services	$ -	-100.00%	$ 10,502	$ -	$ 4,280	$ 4,275	$ 5,854	$ 6,745
Contractual Services	-	N/A	-	-	-	-	-	-
Supplies and Expense	9,600	-2.98%	9,895	2,759	12,850	12,847	9,605	8,408
Fixed Charges	-	N/A	-	-	-	-	-	-
Debt Service	-	N/A	-	-	-	-	-	-
Grants, Contributions & Other	-	N/A	-	-	-	-	-	-
Total Operating Expenditures	9,600	-52.93%	20,397	2,759	17,130	17,122	15,459	15,153
Capital Outlay	-	N/A	-	-	-	-	-	-
Other Financing Uses	-	N/A	-	-	-	-	-	-
Total Expenditures	$ 9,600	-52.93%	$ 20,397	$ 2,759	$ 17,130	$ 17,122	$ 15,459	$ 15,153
Intergovernmental	-	N/A	-	-	-	-	-	-
Licenses and Permits	-	N/A	-	-	-	-	-	-
Fines, Forfeits and Penalties	-	N/A	-	-	-	-	-	-
Public Charges for Services	-	N/A	-	-	-	-	-	-
Intergovernmental Charges	27,285	4.20%	26,185	12,362	27,285	27,286	26,124	26,068
Miscellaneous	-	N/A	-	-	-	-	-	-
Other Financing Sources	-	N/A	-	-	-	-	-	-
Total Revenues	$ 27,285	4.20%	$ 26,185	$ 12,362	$ 27,285	$ 27,286	$ 26,124	$ 26,068

11 Number of Positions (FTE's)	2017 Requested Budget	% Incr(Decr) 2016 Budget	2016 Revised Budget	Actual Through 6/30/2016	2016 Estimated	2015 Actual	2014 Actual	2013 Actual
Regular	-		0.08			0.08	-	-
Part-Time/Temporary	-		-			-	-	-
Request for Program Improvement	-		-			-	-	-
Vacant	-		0.08			-	-	-
Total Number of Positions (FTE's)	-	-	0.16	-	-	0.08	-	-

WOOD COUNTY BUDGET
SUMMARY SHEET
2017

	12
DEPT NUMBER	**1620**
DEPT	**BUILDINGS & GROUNDS**
A/C NAME	**MACHINERY OPS**
FUNCTION	**53240**

Category	2017 Requested Budget	% Incr(Decr) 2016 Budget	2016 Revised Budget	Actual Through 6/30/2016	2016 Estimated	2015 Actual	2014 Actual	2013 Actual
Personal Services	$ 296,310	2.41%	$ 289,324	$ 119,560	$ 257,130	$ 256,221	$ 263,532	$ 265,802
Contractual Services	703,465	-8.28%	767,000	294,623	703,465	703,463	844,864	924,892
Supplies and Expense	430	0.00%	430	-	2,845	2,843	317	433
Fixed Charges	68,880	0.00%	68,880	41,505	68,880	68,879	60,789	58,000
Debt Service	1,385	-73.79%	5,285	-	2,725	4,024	5,282	6,500
Grants, Contributions & Other	-	N/A	-	-	-	-	-	-
Total Operating Expenditures	1,070,470	-5.35%	1,130,919	455,688	1,035,045	1,035,429	1,174,783	1,255,626
Capital Outlay	810,000	0.25%	808,000	-	-	-	715,984	-
Other Financing Uses	-	N/A	-	-	-	-	-	-
Total Expenditures	$ 1,880,470	-3.01%	$ 1,938,919	$ 455,688	$ 1,035,045	$ 1,035,429	$ 1,890,767	$ 1,255,626
Intergovernmental	-	N/A	-	-	-	-	-	-
Licenses and Permits	-	N/A	-	-	-	-	-	-
Fines, Forfeits and Penalties	-	N/A	-	-	-	-	-	-
Public Charges for Services	-	N/A	-	-	-	-	-	-
Intergovernmental Charges	2,261,183	-4.09%	2,357,635	1,015,090	2,235,651	2,228,191	2,203,167	2,146,015
Miscellaneous	3,200	-57.33%	7,500	3,204	3,210	131,868	22,042	(11,681)
Other Financing Sources	-	N/A	-	-	-	15,610	47,224	-
Total Revenues	$ 2,264,383	-4.26%	$ 2,365,135	$ 1,018,294	$ 2,238,861	$ 2,375,668	$ 2,272,433	$ 2,134,333

12 Number of Positions (FTE's)	2017 Requested Budget	% Incr(Decr) 2016 Budget	2016 Revised Budget	Actual Through 6/30/2016	2016 Estimated	2015 Actual	2014 Actual	2013 Actual
Regular	3.79		3.12			3.92	4.62	4.62
Part-Time/Temporary	-		-			-	-	-
Request for Program Improvement	-		-			-	-	-
Vacant	-		0.70			-	-	-
Total Number of Positions (FTE's)	3.79	-	3.82	-	-	3.92	4.62	4.62

WOOD COUNTY BUDGET
SUMMARY SHEET
2017

	13
DEPT NUMBER	**1620**
DEPT	**BUILDINGS & GROUNDS**
A/C NAME	**BITUMINOUS OPS**
FUNCTION	**53260**

Category	2017 Requested Budget	% Incr(Decr) 2016 Budget	2016 Revised Budget	Actual Through 6/30/2016	2016 Estimated	2015 Actual	2014 Actual	2013 Actual
Personal Services	$ 14,058	-63.77%	$ 38,802	$ 33,933	$ 34,200	$ 29,205	$ 17,792	$ 33,913
Contractual Services	134,705	33.59%	100,835	13,576	134,705	134,698	89,127	88,912
Supplies and Expense	22,415	-84.19%	141,805	98,427	100,015	19,602	19,278	141,803
Fixed Charges	1,725	-65.50%	5,000	1,721	1,725	542	457	2,295
Debt Service	-	N/A	-	-	-	-	-	-
Grants, Contributions & Other	-	N/A	-	-	-	-	-	-
Total Operating Expenditures	172,903	-39.64%	286,442	147,657	270,645	184,047	126,654	266,923
Capital Outlay	-	N/A	-	-	-	-	-	-
Other Financing Uses	-	N/A	-	-	-	-	-	-
Total Expenditures	$ 172,903	-39.64%	$ 286,442	$ 147,657	$ 270,645	$ 184,047	$ 126,654	$ 266,923
Intergovernmental	-	N/A	-	-	-	-	-	-
Licenses and Permits	-	N/A	-	-	-	-	-	-
Fines, Forfeits and Penalties	-	N/A	-	-	-	-	-	-
Public Charges for Services	-	N/A	-	-	-	-	-	-
Intergovernmental Charges	200,000	-30.18%	286,442	16,682	658,820	658,820	316,430	297,627
Miscellaneous	-	N/A	-	-	-	-	-	-
Other Financing Sources	-	N/A	-	-	-	-	-	-
Total Revenues	$ 200,000	-30.18%	$ 286,442	$ 16,682	$ 658,820			$ 297,627

13 Number of Positions (FTE's)	2017 Requested Budget	% Incr(Decr) 2016 Budget	2016 Revised Budget	Actual Through 6/30/2016	2016 Estimated	2015 Actual	2014 Actual	2013 Actual
Regular	0.27		0.40			0.40	2.31	3.16
Part-Time/Temporary	-		-			-	-	-
Request for Program Improvement	-		-			-	-	-
Vacant	-		-			-	-	-
Total Number of Positions (FTE's)	0.27	-	0.40	-	-	0.40	2.31	3.16

WOOD COUNTY BUDGET
SUMMARY SHEET
2017

	14
DEPT NUMBER	**1620**
DEPT	**BUILDINGS & GROUNDS**
A/C NAME	**BUILD & GRDS**
FUNCTION	**53270**

Category	2017 Requested Budget	% Incr(Decr) 2016 Budget	2016 Revised Budget	Actual Through 6/30/2016	2016 Estimated	2015 Actual	2014 Actual	2013 Actual
Personal Services	$ 32,350	25.18%	$ 25,842	$ 15,763	$ 19,115	$ 29,582	$ 64,929	$ 28,588
Contractual Services	63,020	-12.12%	71,715	26,288	61,520	61,418	79,330	71,114
Supplies and Expense	46,165	-2.31%	47,255	40,842	56,685	94,891	52,152	39,183
Fixed Charges	20,000	0.00%	20,000	20,000	20,000	6,550	18,290	20,000
Debt Service	-	N/A	-	-	-	-	-	-
Grants, Contributions & Other	-	N/A	-	-	-	-	-	-
Total Operating Expenditures	161,535	-1.99%	164,812	102,894	157,320	192,442	214,701	158,885
Capital Outlay	-	N/A	-	-	-	-	-	-
Other Financing Uses	-	N/A	-	-	-	-	-	-
Total Expenditures	$ 161,535	-1.99%	$ 164,812	$ 102,894	$ 157,320	$ 192,442	$ 214,701	$ 158,885
Intergovernmental	-	N/A	-	-	-	-	-	-
Licenses and Permits	-	N/A	-	-	-	-	-	-
Fines, Forfeits and Penalties	-	N/A	-	-	-	-	-	-
Public Charges for Services	-	N/A	-	-	-	-	-	-
Intergovernmental Charges	-	N/A	-	-	-	-	-	-
Miscellaneous	-	N/A	-	-	-	-	-	-
Other Financing Sources	-	N/A	-	-	-	-	-	-
Total Revenues	$ -	N/A	$ -	$ -	$ -	$ -	$ -	$ -

14 Number of Positions (FTE's)	2017 Requested Budget	% Incr(Decr) 2016 Budget	2016 Revised Budget	Actual Through 6/30/2016	2016 Estimated	2015 Actual	2014 Actual	2013 Actual
Regular	0.41		0.34			0.42	-	-
Part-Time/Temporary	-		-			-	-	-
Request for Program Improvement	-		-			-	-	-
Vacant	-		0.08			-	-	-
Total Number of Positions (FTE's)	0.41	-	0.42	-	-	0.42	-	-

WOOD COUNTY BUDGET
SUMMARY SHEET
2017

	16
DEPT NUMBER	**1630**
DEPT	**EE/BENEFITS**
A/C NAME	**EE TAXES/BENEFITS**
FUNCTION	**53210**

Category	2017 Requested Budget	% Incr(Decr) 2016 Budget	2016 Revised Budget	Actual Through 6/30/2016	2016 Estimated	2015 Actual	2014 Actual	2013 Actual
Personal Services	$ -	-100.00%	$ 1	$ (587,610)	$ -	$ 79,803	$ 183,951	$ (20,763)
Contractual Services	-	N/A	-	-	-	-	-	-
Supplies and Expense	-	N/A	-	-	-	-	-	-
Fixed Charges	-	N/A	-	-	-	-	-	-
Debt Service	-	N/A	-	-	-	-	-	-
Grants, Contributions & Other	-	N/A	-	-	-	-	-	-
Total Operating Expenditures	-	-100.00%	1	(587,610)	-	79,803	183,951	(20,763)
Capital Outlay	-	N/A	-	-	-	-	-	-
Other Financing Uses	-	N/A	-	-	-	-	-	-
Total Expenditures	$ -	-100.00%	$ 1	$ (587,610)	$ -	$ 79,803	$ 183,951	$ (20,763)
Intergovernmental	-	N/A	-	-	-	-	-	-
Licenses and Permits	-	N/A	-	-	-	-	-	-
Fines, Forfeits and Penalties	-	N/A	-	-	-	-	-	-
Public Charges for Services	-	N/A	-	-	-	-	-	-
Intergovernmental Charges	-	N/A	-	-	-	-	-	-
Miscellaneous	-	N/A	-	-	-	-	-	-
Other Financing Sources	-	N/A	-	-	-	-	-	-
Total Revenues	$ -	N/A	$ -	$ -	$ -	$ -	$ -	$ -
Beginning Carryover	(271,590)	41.61%	(191,787)	(271,590)	(271,590)	(191,787)	(8,544)	-
Ending Carryover	(271,590)	41.61%	(191,788)	316,020	(271,590)	(271,590)	(191,787)	-
Tax Levy	$ -	N/A	$ -	$ -	$ -	$ -	$ 708	$ (20,763)

16 Number of Positions (FTE's)	2017 Requested Budget	% Incr(Decr) 2016 Budget	2016 Revised Budget	Actual Through 6/30/2016	2016 Estimated	2015 Actual	2014 Actual	2013 Actual
Regular	5.43		4.88			5.19	4.38	4.66
Part-Time/Temporary	-		-			-	-	-
Request for Program Improvement	-		-			-	-	-
Vacant	-		0.29			-	-	-
Total Number of Positions (FTE's)	5.43	-	5.17	-	-	5.19	4.38	4.66

WOOD COUNTY BUDGET
SUMMARY SHEET
2017

	17
DEPT NUMBER	**1640**
DEPT	**SNOW REMOVAL**
A/C NAME	**SNOW REMOVAL**
FUNCTION	**53312**

Category	2017 Requested Budget	% Incr(Decr) 2016 Budget	2016 Revised Budget	Actual Through 6/30/2016	2016 Estimated	2015 Actual	2014 Actual	2013 Actual
Personal Services	$ 208,794	-45.22%	$ 381,181	$ 139,692	$ 267,120	$ 211,803	$ 301,748	$ 349,782
Contractual Services	-	N/A	-	-	-	-	-	-
Supplies and Expense	698,591	33.68%	522,593	405,087	475,245	292,812	684,155	874,577
Fixed Charges	-	N/A	-	-	-	-	-	-
Debt Service	-	N/A	-	-	-	-	-	-
Grants, Contributions & Other	-	N/A	-	-	-	-	-	-
Total Operating Expenditures	907,385	0.40%	903,774	544,778	742,365	504,614	985,904	1,224,359
Capital Outlay	-	N/A	-	-	-	-	-	-
Other Financing Uses	-	N/A	-	-	-	-	-	-
Total Expenditures	$ 907,385	0.40%	$ 903,774	$ 544,778	$ 742,365	$ 504,614	$ 985,904	$ 1,224,359
Intergovernmental	-	N/A	-	-	-	-	-	-
Licenses and Permits	-	N/A	-	-	-	-	-	-
Fines, Forfeits and Penalties	-	N/A	-	-	-	-	-	-
Public Charges for Services	-	N/A	-	-	-	-	-	-
Intergovernmental Charges	-	N/A	-	-	-	-	-	-
Miscellaneous	-	N/A	-	-	-	-	-	-
Other Financing Sources	-	N/A	-	-	-	-	0	377,892
Total Revenues	$ -	N/A	$ -	$ -	$ -	$ -	$ 0	$ 377,892
Beginning Carryover	364,872	-306.83%	(176,412)	203,464	203,464	(195,695)	(73,564)	-
Ending Carryover	364,872	-306.83%	(176,413)	562,459	364,872	203,464	(195,695)	-
Tax Levy	$ 907,385	0.40%	$ 903,773	$ 903,773	$ 903,773	$ 903,773	$ 863,773	$ 846,467

17 Number of Positions (FTE's)	2017 Requested Budget	% Incr(Decr) 2016 Budget	2016 Revised Budget	Actual Through 6/30/2016	2016 Estimated	2015 Actual	2014 Actual	2013 Actual
Regular	2.37		3.62			3.94	2.86	2.93
Part-Time/Temporary	-		-			-	-	-
Request for Program Improvement	-		-			-	-	-
Vacant	-		0.16			-	-	-
Total Number of Positions (FTE's)	2.37	-	3.78	-	-	3.94	2.86	2.93

WOOD COUNTY BUDGET
SUMMARY SHEET
2017

DEPT NUMBER	**18**
DEPT	**COUNTY AID**
A/C NAME	**SUMMARY**
FUNCTION	**TOTAL**

Category	2017 Requested Budget	% Incr(Decr) 2016 Budget	2016 Revised Budget	Actual Through 6/30/2016	2016 Estimated	2015 Actual	2014 Actual	2013 Actual
Personal Services	$ 100,571	-26.02%	$ 135,952	$ 10,543	$ 87,668	$ 124,526	$ 137,298	$ 128,310
Contractual Services	-	N/A	-	-	-	-	-	-
Supplies and Expense	-	N/A	-	-	-	-	-	-
Fixed Charges	-	N/A	-	-	-	-	-	-
Debt Service	-	N/A	-	-	-	-	-	-
Grants, Contributions & Other	543,930	1.76%	534,500	37,424	571,924	477,204	571,287	963,921
Total Operating Expenditures	644,501	-3.87%	670,452	47,967	659,592	601,730	708,585	1,092,231
Capital Outlay	-	N/A	-	-	-	-	-	-
Other Financing Uses	-	N/A	-	-	-	-	-	-
Total Expenditures	$ 644,501	-3.87%	$ 670,452	$ 47,967	$ 659,592	$ 601,730	$ 708,585	$ 1,092,231
Intergovernmental	-	N/A	-	-	-	-	-	-
Licenses and Permits	-	N/A	-	-	-	-	-	-
Fines, Forfeits and Penalties	-	N/A	-	-	-	-	-	-
Public Charges for Services	-	N/A	-	-	-	-	-	-
Intergovernmental Charges	377,467	9.53%	344,627	2,254	415,855	473,585	569,039	930,489
Miscellaneous	-	N/A	-	-	-	-	-	-
Other Financing Sources	-	N/A	-	-	-	-	(0)	-
Total Revenues	$ 377,467	9.53%	$ 344,627	$ 2,254	$ 415,855	$ 473,585	$ 569,038	$ 930,489
Beginning Carryover	517,702	-30.85%	748,662	418,839	418,839	204,384	212,645	-
Ending Carryover	517,703	-32.37%	765,437	715,726	517,702	418,839	204,384	-
Tax Levy	$ 267,035	-22.06%	$ 342,600	$ 342,600	$ 342,600	$ 342,600	$ 131,286	$ 161,743

18 Number of Positions (FTE's)	2017 Requested Budget	% Incr(Decr) 2016 Budget	2016 Revised Budget	Actual Through 6/30/2016	2016 Estimated	2015 Actual	2014 Actual	2013 Actual
Regular	1.18		1.65			1.76	1.82	1.42
Part-Time/Temporary	-		-			-	-	-
Request for Program Improvement	-		-			-	-	-
Vacant	-		0.08			-	-	-
Total Number of Positions (FTE's)	1.18	-	1.73	-	-	1.76	1.82	1.42

WOOD COUNTY BUDGET
SUMMARY SHEET
2017

	18
DEPT NUMBER	**1650**
DEPT	**COUNTY AID**
A/C NAME	**COUNTY AID TO ROADS**
FUNCTION	**53340**

Category	2017 Requested Budget	% Incr(Decr) 2016 Budget	2016 Revised Budget	Actual Through 6/30/2016	2016 Estimated	2015 Actual	2014 Actual	2013 Actual
Personal Services	$ 69,502	-22.46%	$ 89,628	$ 8,092	$ 60,188	$ 93,746	$ 118,784	$ 88,952
Contractual Services	-	N/A	-	-	-	-	-	-
Supplies and Expense	-	N/A	-	-	-	-	-	-
Fixed Charges	-	N/A	-	-	-	-	-	-
Debt Service	-	N/A	-	-	-	-	-	-
Grants, Contributions & Other	375,000	0.00%	375,000	32,284	407,284	319,396	483,625	589,734
Total Operating Expenditures	444,502	-4.33%	464,628	40,376	467,472	413,142	602,409	678,686
Capital Outlay	-	N/A	-	-	-	-	-	-
Other Financing Uses	-	N/A	-	-	-	-	-	-
Total Expenditures	$ 444,502	-4.33%	$ 464,628	$ 40,376	$ 467,472	$ 413,142	$ 602,409	$ 678,686
Intergovernmental	-	N/A	-	-	-	-	-	-
Licenses and Permits	-	N/A	-	-	-	-	-	-
Fines, Forfeits and Penalties	-	N/A	-	-	-	-	-	-
Public Charges for Services	-	N/A	-	-	-	-	-	-
Intergovernmental Charges	377,467	9.53%	344,627	-	374,280	374,283	507,920	773,137
Miscellaneous	-	N/A	-	-	-	-	-	-
Other Financing Sources	-	N/A	-	-	-	-	(0)	-
Total Revenues	$ 377,467	9.53%	$ 344,627	$ -	$ 374,280	$ 374,283	$ 507,920	$ 773,137
Beginning Carryover	634,009	-25.21%	847,738	607,201	607,201	526,060	500,549	
Ending Carryover	634,009	-25.21%	847,737	686,825	634,009	607,201	526,060	
Tax Levy	$ 67,035	-44.14%	$ 120,000	$ 120,000	$ 120,000	$ 120,000	$ 120,000	$ (94,451)

18 Number of Positions (FTE's)	2017 Requested Budget	% Incr(Decr) 2016 Budget	2016 Revised Budget	Actual Through 6/30/2016	2016 Estimated	2015 Actual	2014 Actual	2013 Actual
Regular	0.85		1.12			1.21	1.82	1.42
Part-Time/Temporary	-		-			-	-	-
Request for Program Improvement	-		-			-	-	-
Vacant	-		0.06			-	-	-
Total Number of Positions (FTE's)	0.85	-	1.18	-	-	1.21	1.82	1.42

WOOD COUNTY BUDGET
SUMMARY SHEET
2017

	19
DEPT NUMBER	**1660**
DEPT	**COUNTY AID**
A/C NAME	**COUNTY AID TO BRIDGES**
FUNCTION	**53341**

Category	2017 Requested Budget	% Incr(Decr) 2016 Budget	2016 Revised Budget	Actual Through 6/30/2016	2016 Estimated	2015 Actual	2014 Actual	2013 Actual
Personal Services	$ 31,070	-32.93%	$ 46,324	$ 2,451	$ 27,480	$ 30,780	$ 18,514	$ 39,358
Contractual Services	-	N/A	-	-	-	-	-	-
Supplies and Expense	-	N/A	-	-	-	-	-	-
Fixed Charges	-	N/A	-	-	-	-	-	-
Debt Service	-	N/A	-	-	-	-	-	-
Grants, Contributions & Other	168,930	5.91%	159,500	5,140	164,640	157,808	87,662	374,187
Total Operating Expenditures	200,000	-2.83%	205,824	7,591	192,120	188,588	106,176	413,546
Capital Outlay	-	N/A	-	-	-	-	-	-
Other Financing Uses	-	N/A	-	-	-	-	-	-
Total Expenditures	$ 200,000	-2.83%	$ 205,824	$ 7,591	$ 192,120	$ 188,588	$ 106,176	$ 413,546
Intergovernmental	-	N/A	-	-	-	-	-	-
Licenses and Permits	-	N/A	-	-	-	-	-	-
Fines, Forfeits and Penalties	-	N/A	-	-	-	-	-	-
Public Charges for Services	-	N/A	-	-	-	-	-	-
Intergovernmental Charges	-	N/A	-	2,254	41,575	99,302	61,119	157,352
Miscellaneous	-	N/A	-	-	-	-	-	-
Other Financing Sources	-	N/A	-	-	-	-	(0)	-
Total Revenues	$ -	N/A	$ -	$ 2,254	$ 41,575	$ 99,302	$ 61,118	$ 157,352
Beginning Carryover	(116,307)	17.39%	(99,076)	(188,362)	(188,362)	(321,676)	(287,904)	
Ending Carryover	(116,306)	41.32%	(82,300)	28,901	(116,307)	(188,362)	(321,676)	
Tax Levy	$ 200,000	-10.15%	$ 222,600	$ 222,600	$ 222,600	$ 222,600	$ 11,286	$ 256,194

19 Number of Positions (FTE's)	2017 Requested Budget	% Incr(Decr) 2016 Budget	2016 Revised Budget	Actual Through 6/30/2016	2016 Estimated	2015 Actual	2014 Actual	2013 Actual
Regular	0.33		0.53			0.55	-	-
Part-Time/Temporary	-		-			-	-	-
Request for Program Improvement	-		-			-	-	-
Vacant	-		0.02			-	-	-
Total Number of Positions (FTE's)	0.33	-	0.55	-	-	0.55	-	-

WOOD COUNTY BUDGET
SUMMARY SHEET
2017

DEPT NUMBER	**20**
DEPT	**STATE & LOCAL ROADS**
A/C NAME	**SUMMARY**
FUNCTION	**TOTAL**

Category	2017 Requested Budget	% Incr(Decr) 2016 Budget	2016 Revised Budget	Actual Through 6/30/2016	2016 Estimated	2015 Actual	2014 Actual	2013 Actual
Personal Services	$ 871,342	46.26%	$ 595,766	$ 329,496	$ 761,636	$ 766,810	$ 812,541	$ 656,917
Contractual Services	-	N/A	-	-	-	-	-	-
Supplies and Expense	2,011,900	75.65%	1,145,395	600,092	1,293,857	2,006,496	1,927,784	1,431,882
Fixed Charges	-	N/A	-	-	-	-	-	-
Debt Service	-	N/A	-	-	-	-	-	-
Grants, Contributions & Other	-	N/A	-	-	-	-	-	-
Total Operating Expenditures	2,883,242	65.59%	1,741,161	929,588	2,055,493	2,773,306	2,740,325	2,088,799
Capital Outlay	-	N/A	-	-	-	-	-	-
Other Financing Uses	-	N/A	-	-	-	-	-	-
Total Expenditures	$ 2,883,242	65.59%	$ 1,741,161	$ 929,588	$ 2,055,493	$ 2,773,306	$ 2,740,325	$ 2,088,799
Intergovernmental	-	N/A	-	-	-	-	-	-
Licenses and Permits	-	N/A	-	-	-	-	-	-
Fines, Forfeits and Penalties	-	N/A	-	-	-	-	-	-
Public Charges for Services	-	N/A	-	-	-	-	-	-
Intergovernmental Charges	2,912,848	66.21%	1,752,558	913,583	2,852,115	2,852,116	2,872,405	1,912,435
Miscellaneous	1,195	N/A	-	-	1,195	1,194	470	3,578
Other Financing Sources	-	N/A	-	-	-	(15,610)	(47,224)	-
Total Revenues	$ 2,914,043	66.27%	$ 1,752,558	$ 913,583	$ 2,853,310	$ 2,837,700	$ 2,825,651	$ 1,916,012
Beginning Carryover	(74,921)	-95.27%	(1,584,608)	(872,738)	(872,738)	(937,133)	(1,022,459)	-
Ending Carryover	(44,120)	-97.20%	(1,573,211)	(888,743)	(74,921)	(872,738)	(937,133)	-
Tax Levy	$ -	N/A	$ -	$ -	$ -	$ -	$ -	$ 172,787

20 Number of Positions (FTE's)	2017 Requested Budget	% Incr(Decr) 2016 Budget	2016 Revised Budget	Actual Through 6/30/2016	2016 Estimated	2015 Actual	2014 Actual	2013 Actual
Regular	10.61		6.73			8.55	9.41	9.45
Part-Time/Temporary	0.23		0.23			-	-	-
Request for Program Improvement	-		-			-	-	-
Vacant	-		0.17			-	-	-
Total Number of Positions (FTE's)	10.84	-	7.13	-	-	8.55	9.41	9.45

WOOD COUNTY BUDGET
SUMMARY SHEET
2017

	20
DEPT NUMBER	**1670**
DEPT	**STATE & LOCAL ROADS**
A/C NAME	**MAINT STATE ROADS**
FUNCTION	**53320**

Category	**2017 Requested Budget**	**% Incr(Decr) 2016 Budget**	**2016 Revised Budget**	**Actual Through 6/30/2016**	**2016 Estimated**	**2015 Actual**	**2014 Actual**	**2013 Actual**
Personal Services	$ 603,388	30.89%	$ 460,977	$ 281,506	$ 555,895	$ 508,744	$ 565,314	$ 525,893
Contractual Services	-	N/A	-	-	-	-	-	-
Supplies and Expense	739,835	4.14%	710,395	318,361	739,835	734,434	758,019	710,395
Fixed Charges	-	N/A	-	-	-	-	-	-
Debt Service	-	N/A	-	-	-	-	-	-
Grants, Contributions & Other	-	N/A	-	-	-	-	-	-
Total Operating Expenditures	1,343,223	14.67%	1,171,372	599,867	1,295,730	1,243,178	1,323,333	1,236,288
Capital Outlay	-	N/A	-	-	-	-	-	-
Other Financing Uses	-	N/A	-	-	-	-	-	-
Total Expenditures	$ 1,343,223	14.67%	$ 1,171,372	$ 599,867	$ 1,295,730	$ 1,243,178	$ 1,323,333	$ 1,236,288
Intergovernmental	-	N/A	-	-	-	-	-	-
Licenses and Permits	-	N/A	-	-	-	-	-	-
Fines, Forfeits and Penalties	-	N/A	-	-	-	-	-	-
Public Charges for Services	-	N/A	-	-	-	-	-	-
Intergovernmental Charges	1,343,223	14.67%	1,171,371	615,585	1,299,025	1,299,026	1,424,733	1,113,795
Miscellaneous	-	N/A	-	-	-	-	-	-
Other Financing Sources	-	N/A	-	-	-	(15,610)	(47,224)	-
Total Revenues	$ 1,343,223	14.67%	$ 1,171,371	$ 615,585	$ 1,299,025	$ 1,283,416	$ 1,377,509	$ 1,113,795

20 **Number of Positions (FTE's)**	**2017 Requested Budget**	**% Incr(Decr) 2016 Budget**	**2016 Revised Budget**	**Actual Through 6/30/2016**	**2016 Estimated**	**2015 Actual**	**2014 Actual**	**2013 Actual**
Regular	7.55		5.22			6.55	6.03	5.93
Part-Time/Temporary	0.23		0.23			-	-	-
Request for Program Improvement	-		-			-	-	-
Vacant	-		0.10			-	-	-
Total Number of Positions (FTE's)	7.77	-	5.55	-	-	6.55	6.03	5.93

WOOD COUNTY BUDGET
SUMMARY SHEET
2017

	21
DEPT NUMBER	**1670**
DEPT	**STATE & LOCAL ROADS**
A/C NAME	**MAINT LOCAL ROADS**
FUNCTION	**53330**

Category	2017 Requested Budget	% Incr(Decr) 2016 Budget	2016 Revised Budget	Actual Through 6/30/2016	2016 Estimated	2015 Actual	2014 Actual	2013 Actual
Personal Services	$ 199,268	70.51%	$ 116,863	$ 21,455	$ 138,317	$ 190,641	$ 182,543	$ 131,024
Contractual Services	-	N/A	-	-	-	-	-	-
Supplies and Expense	855,115	171.47%	315,000	137,074	137,075	855,115	752,928	721,487
Fixed Charges	-	N/A	-	-	-	-	-	-
Debt Service	-	N/A	-	-	-	-	-	-
Grants, Contributions & Other	-	N/A	-	-	-	-	-	-
Total Operating Expenditures	1,054,383	144.15%	431,863	158,528	275,392	1,045,757	935,471	852,511
Capital Outlay	-	N/A	-	-	-	-	-	-
Other Financing Uses	-	N/A	-	-	-	-	-	-
Total Expenditures	$ 1,054,383	144.15%	$ 431,863	$ 158,528	$ 275,392	$ 1,045,757	$ 935,471	$ 852,511
Intergovernmental	-	N/A	-	-	-	-	-	-
Licenses and Permits	-	N/A	-	-	-	-	-	-
Fines, Forfeits and Penalties	-	N/A	-	-	-	-	-	-
Public Charges for Services	-	N/A	-	-	-	-	-	-
Intergovernmental Charges	1,075,471	85.05%	581,187	144,551	1,063,855	1,063,857	966,756	648,114
Miscellaneous	-	N/A	-	-	-	-	-	-
Other Financing Sources	-	N/A	-	-	-	-	-	-
Total Revenues	$ 1,075,471	85.05%	$ 581,187	$ 144,551	$ 1,063,855	$ 1,063,857	$ 966,756	$ 648,114

21 Number of Positions (FTE's)	2017 Requested Budget	% Incr(Decr) 2016 Budget	2016 Revised Budget	Actual Through 6/30/2016	2016 Estimated	2015 Actual	2014 Actual	2013 Actual
Regular	2.30		1.27			2.00	3.38	3.52
Part-Time/Temporary	-		-			-	-	-
Request for Program Improvement	-		-			-	-	-
Vacant	-		0.07			-	-	-
Total Number of Positions (FTE's)	2.30	-	1.34	-	-	2.00	3.38	3.52

WOOD COUNTY BUDGET
SUMMARY SHEET
2017

	22
DEPT NUMBER	**1670**
DEPT	**STATE & LOCAL ROADS**
A/C NAME	**OTHER SERVICES**
FUNCTION	**53490**

Category	2017 Requested Budget	% Incr(Decr) 2016 Budget	2016 Revised Budget	Actual Through 6/30/2016	2016 Estimated	2015 Actual	2014 Actual	2013 Actual
Personal Services	$ 68,686	283.16%	$ 17,926	$ 26,535	$ 67,424	$ 67,424	$ 64,684	$ -
Contractual Services	-	N/A	-	-	-	-	-	-
Supplies and Expense	416,950	247.46%	120,000	144,658	416,947	416,947	416,836	-
Fixed Charges	-	N/A	-	-	-	-	-	-
Debt Service	-	N/A	-	-	-	-	-	-
Grants, Contributions & Other	-	N/A	-	-	-	-	-	-
Total Operating Expenditures	485,636	252.10%	137,926	171,193	484,371	484,371	481,521	-
Capital Outlay	-	N/A	-	-	-	-	-	-
Other Financing Uses	-	N/A	-	-	-	-	-	-
Total Expenditures	$ 485,636	252.10%	$ 137,926	$ 171,193	$ 484,371	$ 484,371	$ 481,521	$ -
Intergovernmental	-	N/A	-	-	-	-	-	-
Licenses and Permits	-	N/A	-	-	-	-	-	-
Fines, Forfeits and Penalties	-	N/A	-	-	-	-	-	-
Public Charges for Services	-	N/A	-	-	-	-	-	-
Intergovernmental Charges	494,154	N/A	-	153,447	489,235	489,233	480,915	150,526
Miscellaneous	1,195	N/A	-	-	1,195	1,194	470	3,578
Other Financing Sources	-	N/A	-	-	-	-	-	-
Total Revenues	$ 495,349	N/A	$ -	$ 153,447	$ 490,430	$ 490,427	$ 481,386	$ 154,104

22 Number of Positions (FTE's)	2017 Requested Budget	% Incr(Decr) 2016 Budget	2016 Revised Budget	Actual Through 6/30/2016	2016 Estimated	2015 Actual	2014 Actual	2013 Actual
Regular	0.77		0.24			-	-	-
Part-Time/Temporary	-		-			-	-	-
Request for Program Improvement	-		-			-	-	-
Vacant	-		-			-	-	-
Total Number of Positions (FTE's)	0.77	-	0.24	-	-	-	-	-

WOOD COUNTY BUDGET
SUMMARY SHEET
2017

	23
DEPT NUMBER	1690
DEPT	CAPITAL PROJECTS
A/C NAME	CAPITAL PROJECTS
FUNCTION	57310

Category	2017 Requested Budget	% Incr(Decr) 2016 Budget	2016 Revised Budget	Actual Through 6/30/2016	2016 Estimated	2015 Actual	2014 Actual	2013 Actual
Personal Services	$ 622,107	1.60%	$ 612,317	$ 132,738	$ 527,124	$ 667,001	$ -	$ -
Contractual Services	-	N/A	-	-	-	35,579	-	-
Supplies and Expense	4,107,893	0.49%	4,087,683	418,451	4,162,962	4,439,499	-	-
Fixed Charges	-	N/A	-	-	-	-	-	-
Debt Service	-	-100.00%	85,000	-	-	22,890	51,268	-
Grants, Contributions & Other	-	N/A	-	-	-	-	-	-
Total Operating Expenditures	4,730,000	-1.15%	4,785,000	551,188	4,690,086	5,164,970	51,268	-
Capital Outlay	-	N/A	-	-	-	-	-	-
Other Financing Uses	-	N/A	-	-	-	286,032	318,227	-
Total Expenditures	$ 4,730,000	-1.15%	$ 4,785,000	$ 551,188	$ 4,690,086	$ 5,451,002	$ 369,495	$ -
Intergovernmental	-	N/A	-	-	-	-	-	-
Licenses and Permits	-	N/A	-	-	-	-	-	-
Fines, Forfeits and Penalties	-	N/A	-	-	-	-	-	-
Public Charges for Services	-	N/A	-	-	-	-	-	-
Intergovernmental Charges	-	N/A	-	-	-	-	-	-
Miscellaneous	-	N/A	-	-	-	579,502	321,081	-
Other Financing Sources	-	N/A	-	-	4,730,000	4,785,000	4,825,000	-
Total Revenues	$ -	N/A	$ -	$ -	$ 4,730,000	$ 5,364,502	$ 5,146,081	$ -
Beginning Carryover	4,730,000	-1.15%	4,785,000	4,690,086	4,690,086	4,776,586		-
Ending Carryover	0	N/A	-	4,138,898	4,730,000	4,690,086	4,776,586	-
Tax Levy	$ -	N/A	$ -	$ -	$ -			$ -

23 Number of Positions (FTE's)	2017 Requested Budget	% Incr(Decr) 2016 Budget	2016 Revised Budget	Actual Through 6/30/2016	2016 Estimated	2015 Actual	2014 Actual	2013 Actual
Regular	6.08		6.28			2.17	-	-
Part-Time/Temporary	1.46		1.46			-	-	-
Request for Program Improvement	-		-			-	-	-
Vacant	-		0.12			-	-	-
Total Number of Positions (FTE's)	7.54	-	7.86	-	-	2.17	-	-

WOOD COUNTY BUDGET
SUMMARY SHEET
2017

	26
DEPT NUMBER	1680
DEPT	FRAC SAND
A/C NAME	0
FUNCTION	0

Category	2017 Requested Budget	% Incr(Decr) 2016 Budget	2016 Revised Budget	Actual Through 6/30/2016	2016 Estimated	2015 Actual	2014 Actual	2013 Actual
Personal Services	$ -	N/A	$ -	$ -	$ -	$ -	$ -	$ -
Contractual Services	-	N/A	-	-	-	-	-	-
Supplies and Expense	-	N/A	-	-	-	-	-	-
Fixed Charges	-	N/A	-	-	-	-	-	-
Debt Service	-	N/A	-	-	-	-	-	-
Grants, Contributions & Other	-	N/A	-	-	-	-	-	-
Total Operating Expenditures	-	N/A	-	-	-	-	-	-
Capital Outlay	-	N/A	-	-	-	-	-	-
Other Financing Uses	-	N/A	-	-	-	-	-	-
Total Expenditures	$ -	N/A	$ -	$ -	$ -	$ -	$ -	$ -
Intergovernmental	-	N/A	-	-	-	-	-	-
Licenses and Permits	-	N/A	-	-	-	-	-	-
Fines, Forfeits and Penalties	-	N/A	-	-	-	-	-	-
Public Charges for Services	-	N/A	-	-	-	110,623	196,472	259,329
Intergovernmental Charges	-	N/A	-	-	-	-	-	-
Miscellaneous	-	N/A	-	-	-	-	-	-
Other Financing Sources	-	N/A	-	-	-	-	-	-
Total Revenues	$ -	N/A	$ -	$ -	$ -	$ 110,623	$ 196,472	$ 259,329
Beginning Carryover		N/A		596,995	596,995	486,372	289,900	30,571
Ending Carryover		N/A		596,995	596,995	596,995	486,372	289,900
Tax Levy	$ -	N/A	$ -	$ -	$ -	$ -	$ -	$ -

26 Number of Positions (FTE's)	2017 Requested Budget	% Incr(Decr) 2016 Budget	2016 Revised Budget	Actual Through 6/30/2016	2016 Estimated	2015 Actual	2014 Actual	2013 Actual
Regular	-		-			-	-	-
Part-Time/Temporary	-		-			-	-	-
Request for Program Improvement	-		-			-	-	-
Vacant	-		-			-	-	-
Total Number of Positions (FTE's)	-	-	-	-	-	-	-	-

STATISICAL DATA CATEGORY

THIS PAGE LEFT BLANK INTENTIONALLY

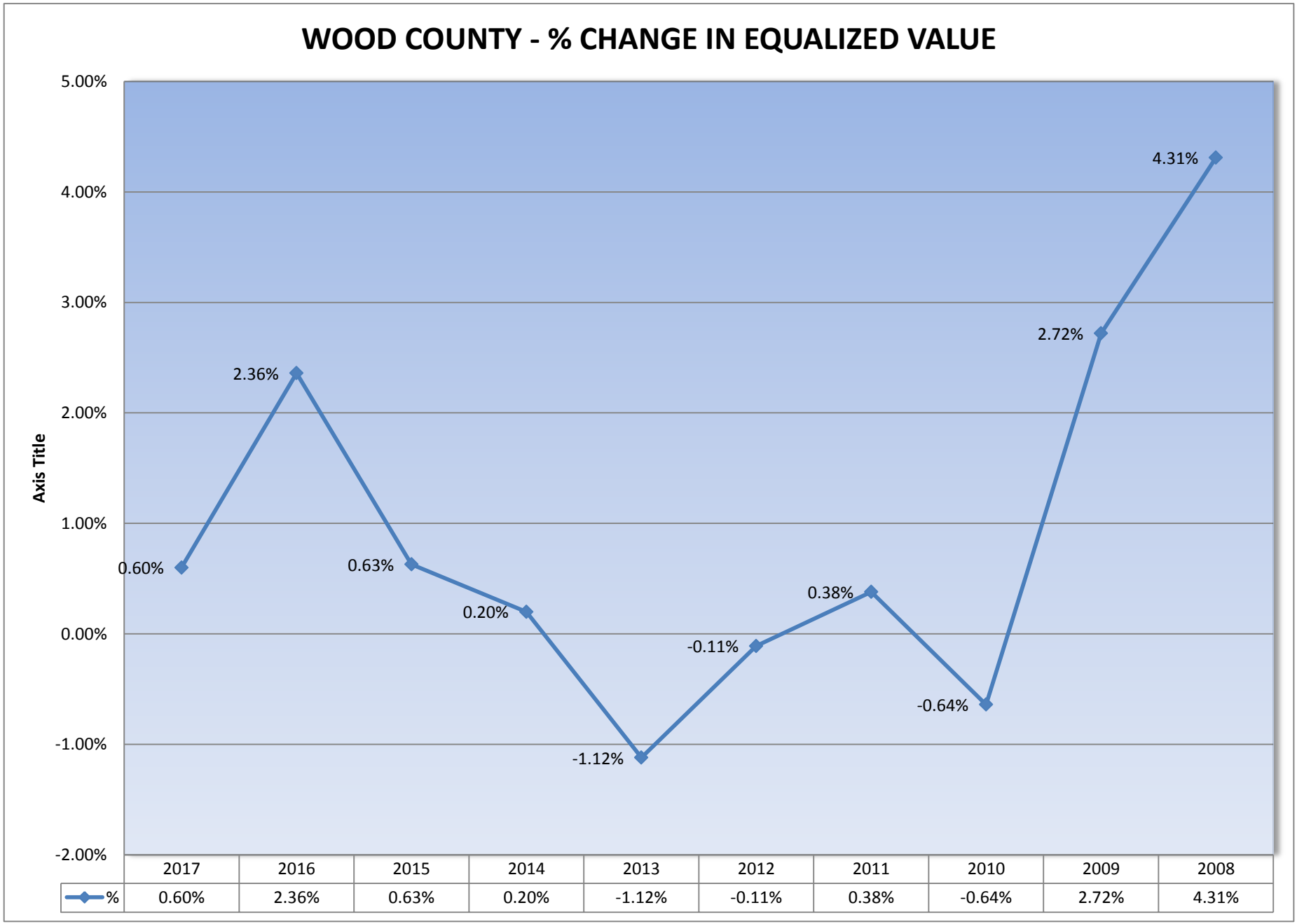
WOOD COUNTY - % CHANGE IN EQUALIZED VALUE
Axis Title
5.00%
4.00%
3.00%
2.00%
1.00%
0.00%
-1.00%
-2.00%
0.60%
2.36%
0.63%
0.20%
-1.12%
-0.11%
0.38%
-0.64%
2.72%
4.31%
2017 2016 2015 2014 2013 2012 2011 2010 2009 2008
% 0.60% 2.36% 0.63% 0.20% -1.12% -0.11% 0.38% -0.64% 2.72% 4.31%

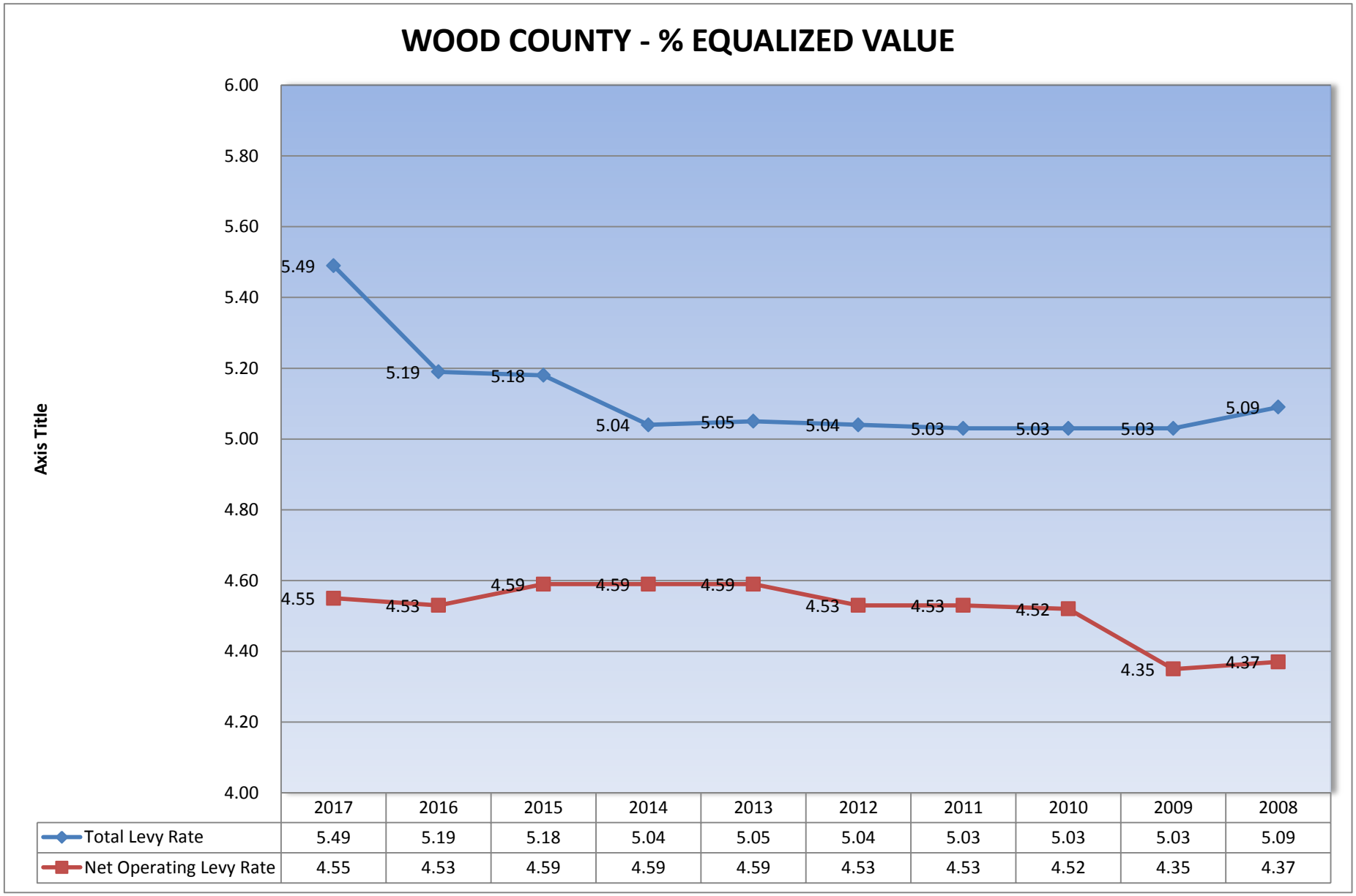

	2017	2016	2015	2014	2013	2012	2011	2010	2009	2008
Total Levy Rate	5.49	5.19	5.18	5.04	5.05	5.04	5.03	5.03	5.03	5.09
Net Operating Levy Rate	4.55	4.53	4.59	4.59	4.59	4.53	4.53	4.52	4.35	4.37

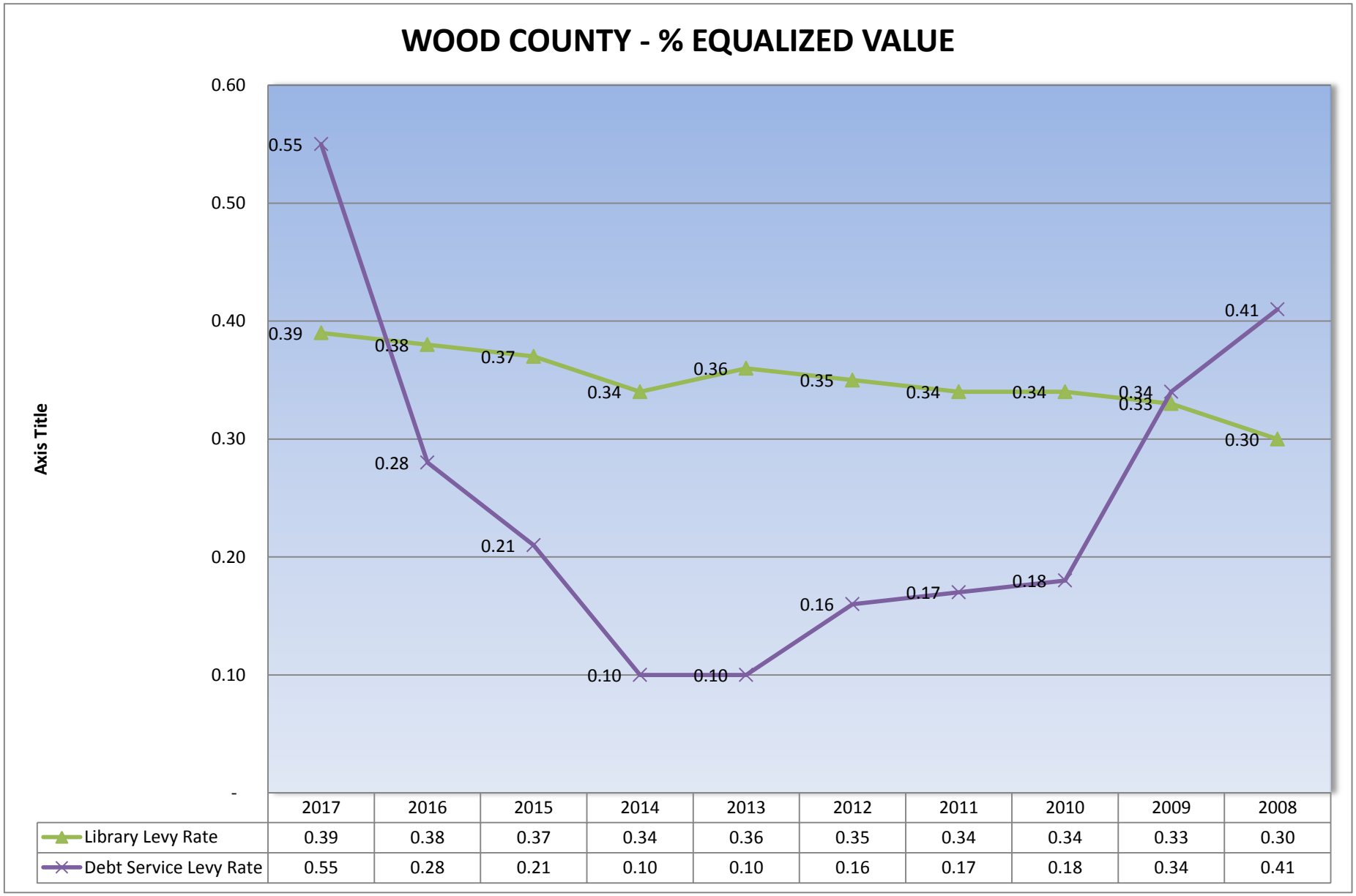

	2017	2016	2015	2014	2013	2012	2011	2010	2009	2008
Library Levy Rate	0.39	0.38	0.37	0.34	0.36	0.35	0.34	0.34	0.33	0.30
Debt Service Levy Rate	0.55	0.28	0.21	0.10	0.10	0.16	0.17	0.18	0.34	0.41

Five Year Comparison of Actual Expenditures by Category

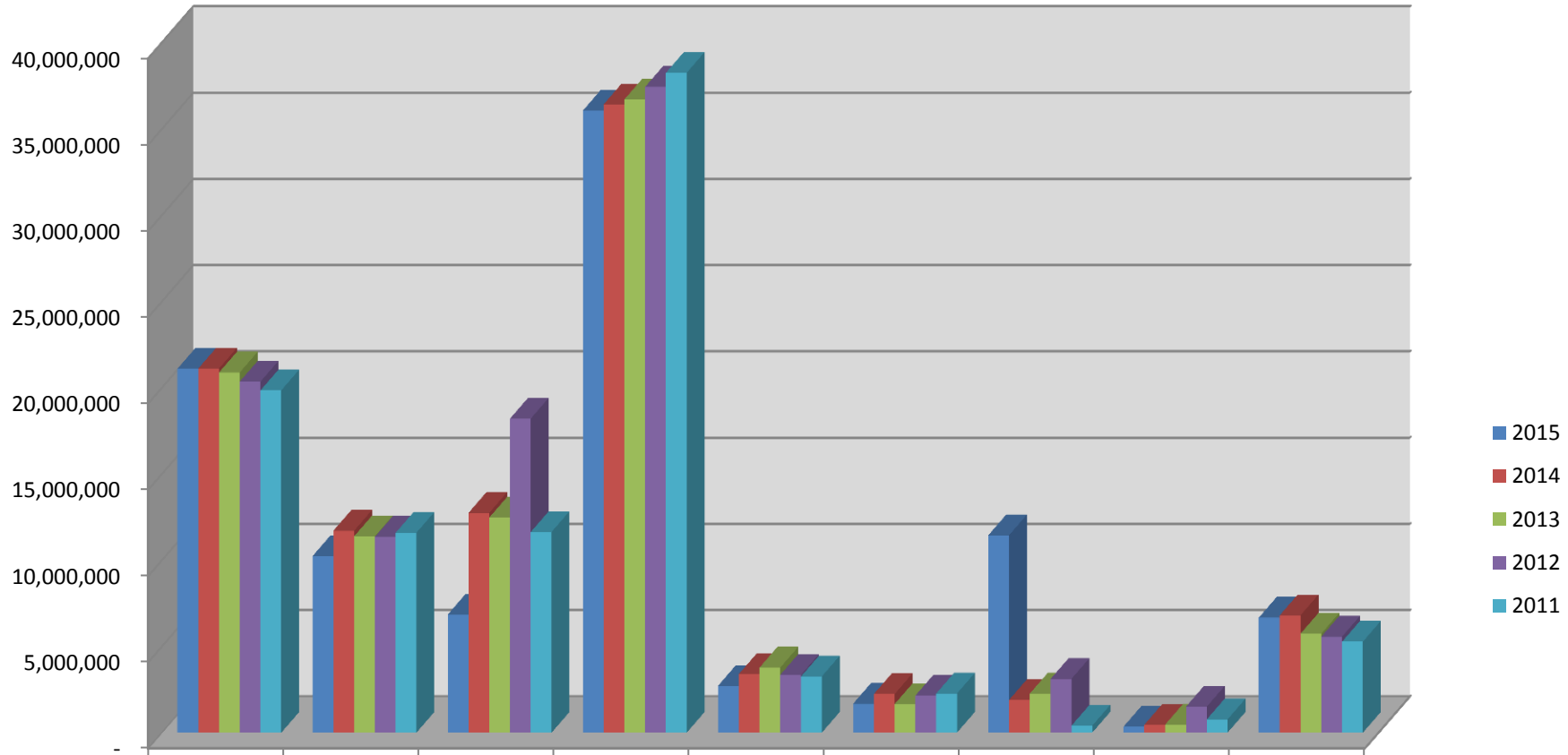

	General Government	Public Safety	Public Works-Highway	Health and Human Services	Culture, Recreation and Education	Conservation and Development	Capital Outlay	Debt Service	Other Financing Uses
2015	21,087,577	10,231,229	6,838,661	36,050,350	2,707,044	1,670,664	11,434,726	346,307	6,666,956
2014	21,098,255	11,697,904	12,735,590	36,415,427	3,384,648	2,232,978	1,892,201	454,800	6,793,117
2013	20,876,010	11,379,706	12,466,835	36,705,964	3,770,836	1,655,217	2,265,866	466,267	5,732,559
2012	20,347,446	11,348,762	18,202,672	37,435,374	3,350,176	2,147,939	3,114,205	1,503,015	5,561,833
2011	19,843,413	11,587,469	11,632,016	38,250,964	3,259,333	2,267,403	402,500	770,000	5,273,617

Five Year Comparison of Actual Revenues by Source

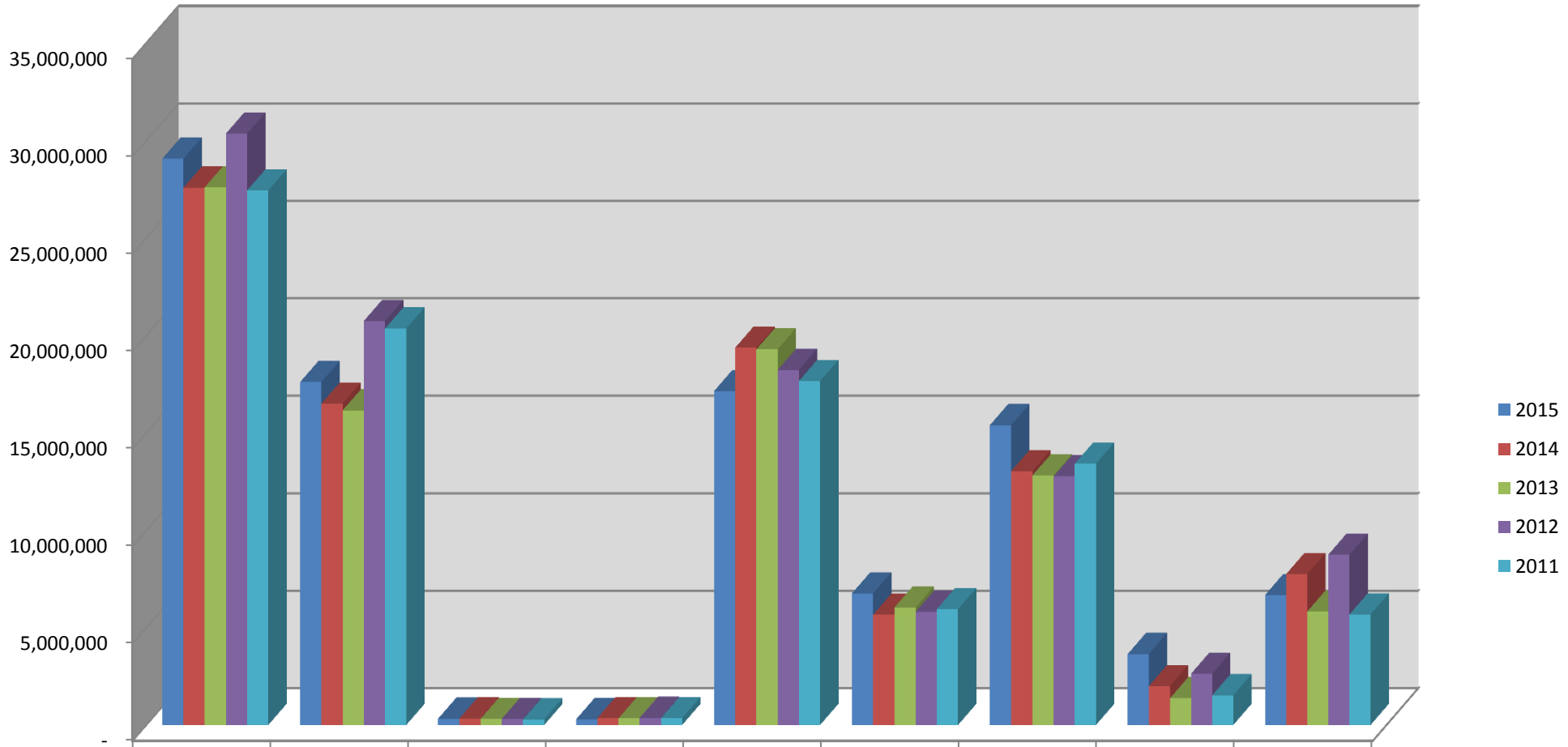

	Taxes	Intergovernmental	Licenses and Permits	Fines, Forfeits and Penalties	Public Charges for Services	Charges to Other Governments	Interdepartmental Charges	Miscellaneous	Other Financing Sources
2015	29,056,947	17,600,054	325,179	288,463	17,130,306	6,752,907	15,386,276	3,641,041	6,666,956
2014	27,572,736	16,490,092	330,195	352,200	19,363,106	5,664,410	13,022,668	1,995,911	7,743,993
2013	27,591,857	16,144,993	313,525	342,400	19,279,279	6,031,655	12,799,971	1,372,898	5,822,267
2012	30,348,118	20,734,192	311,195	367,000	18,218,372	5,805,133	12,757,624	2,632,858	8,744,657
2011	27,433,361	20,346,658	285,295	350,467	17,651,140	5,946,393	13,407,936	1,523,517	5,673,616

COUNTY OF WOOD
2017 Revenue Budget by Source

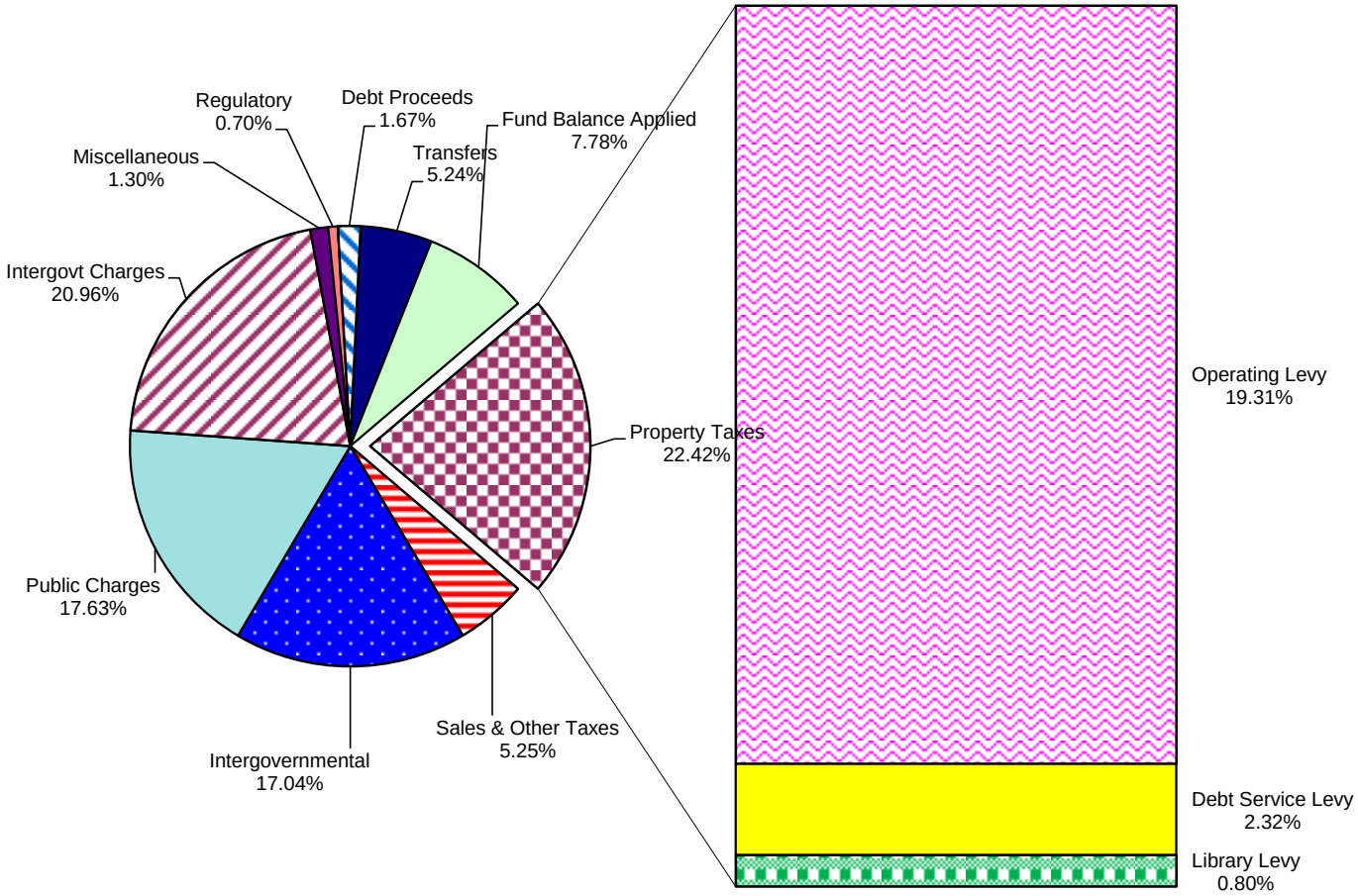

Detail Percentage of Property Taxes

COUNTY OF WOOD
2017 Revenue Budget by Source

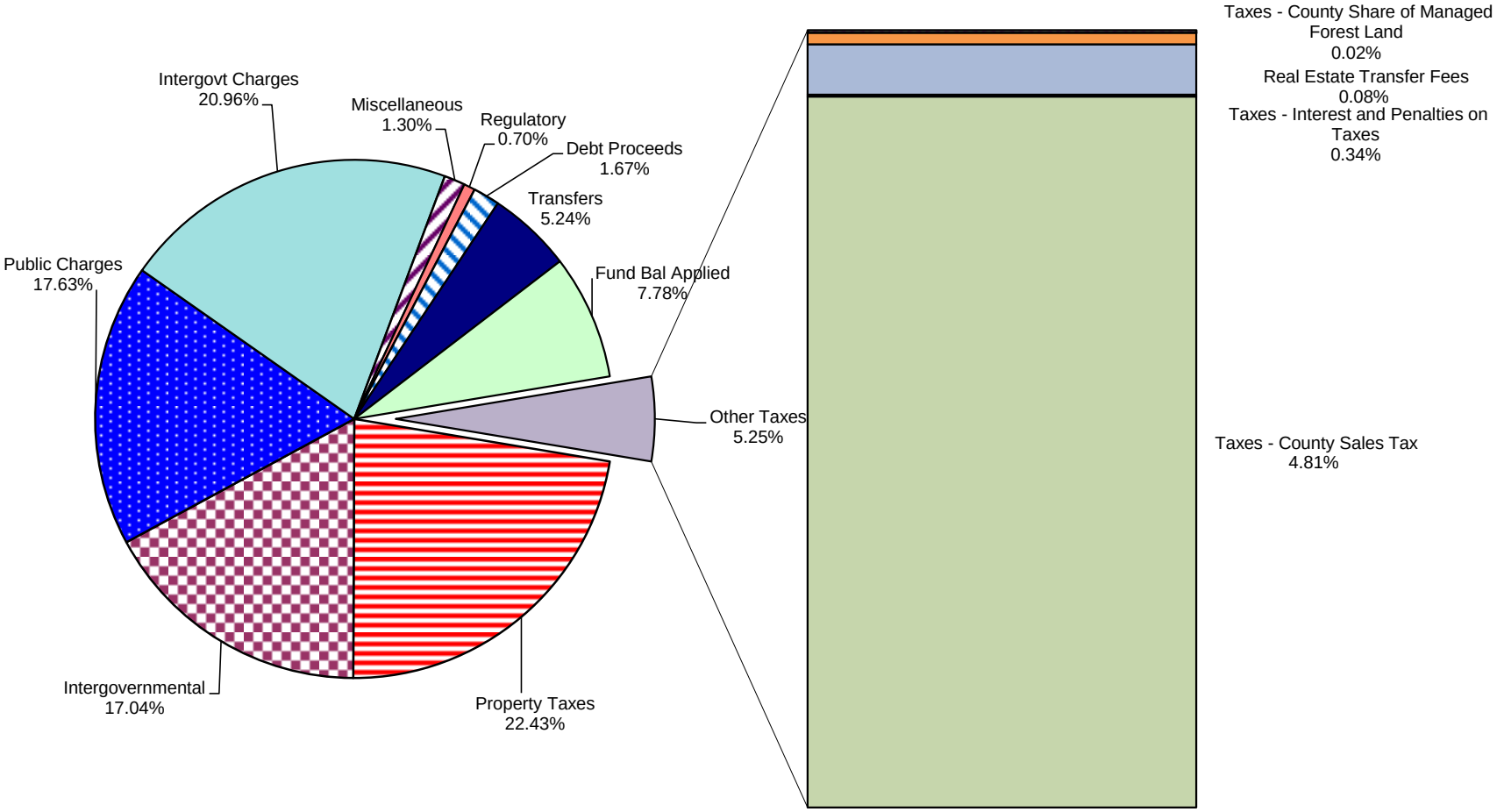

Detail of Percentage of Sales and Other Taxes

COUNTY OF WOOD
2017 Revenue Budget by Source

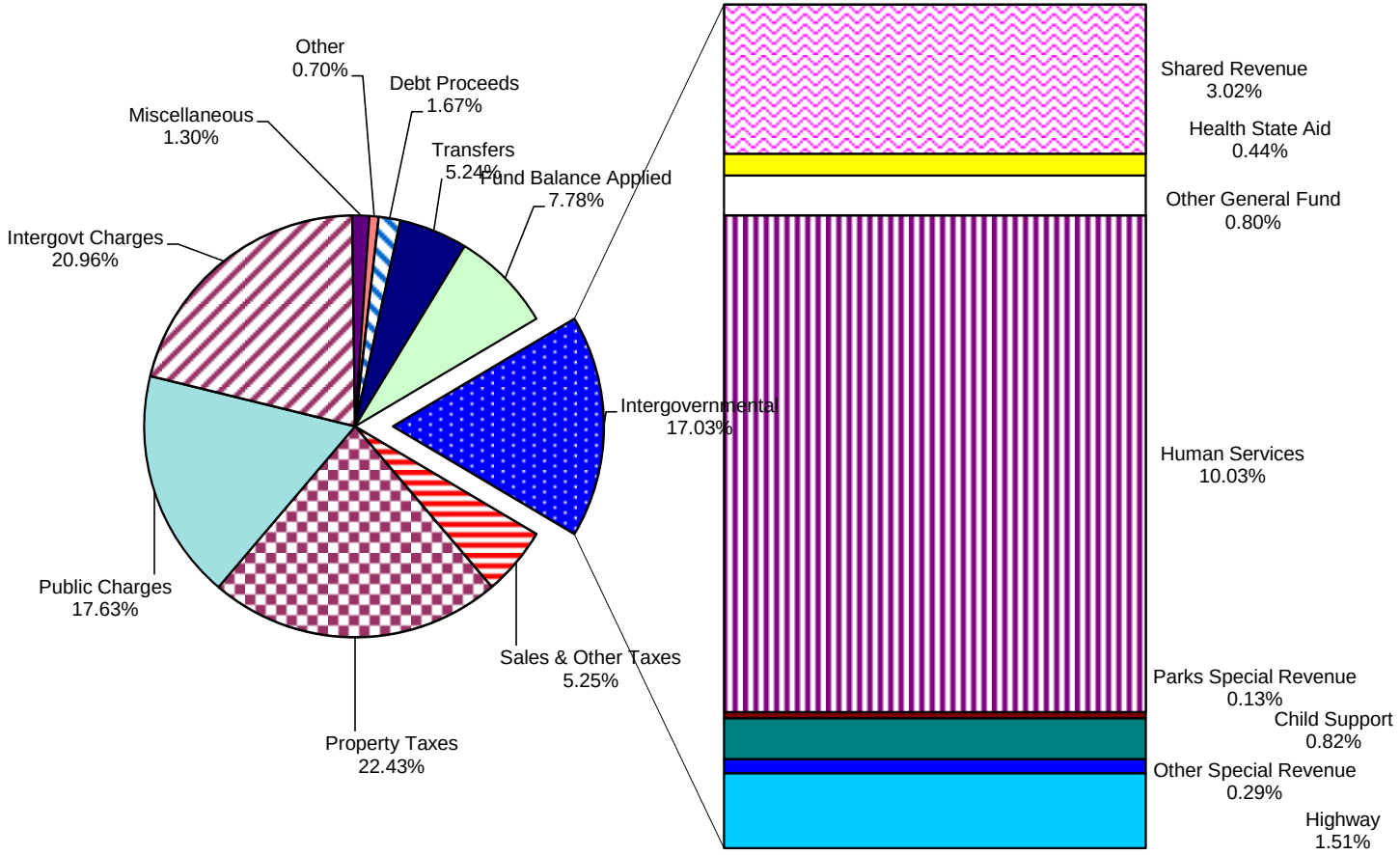

Detail by Percentage of Intergovernmental Revenues

COUNTY OF WOOD
2017 Revenue Budget by Source

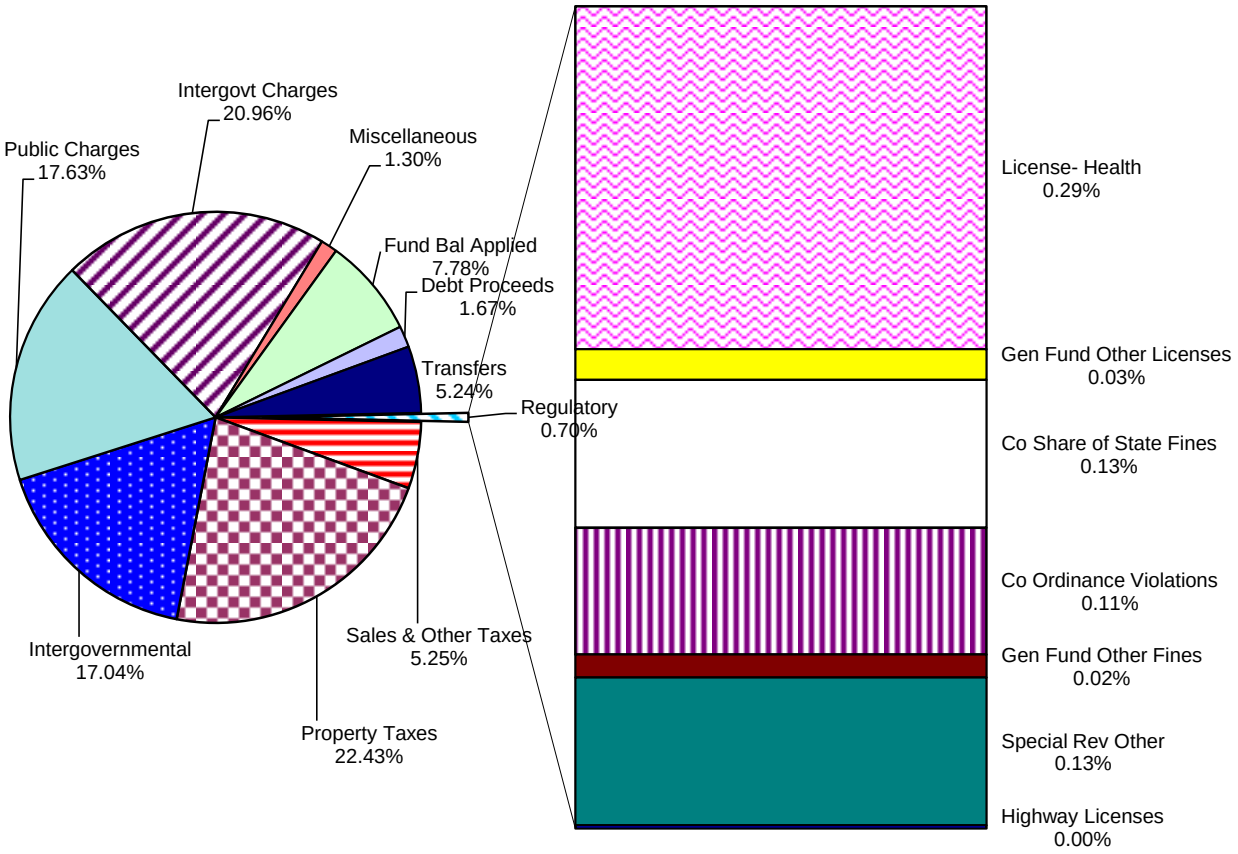

Detail by Percentage of Regulatory Revenue

COUNTY OF WOOD
2017 Revenue Budget by Source

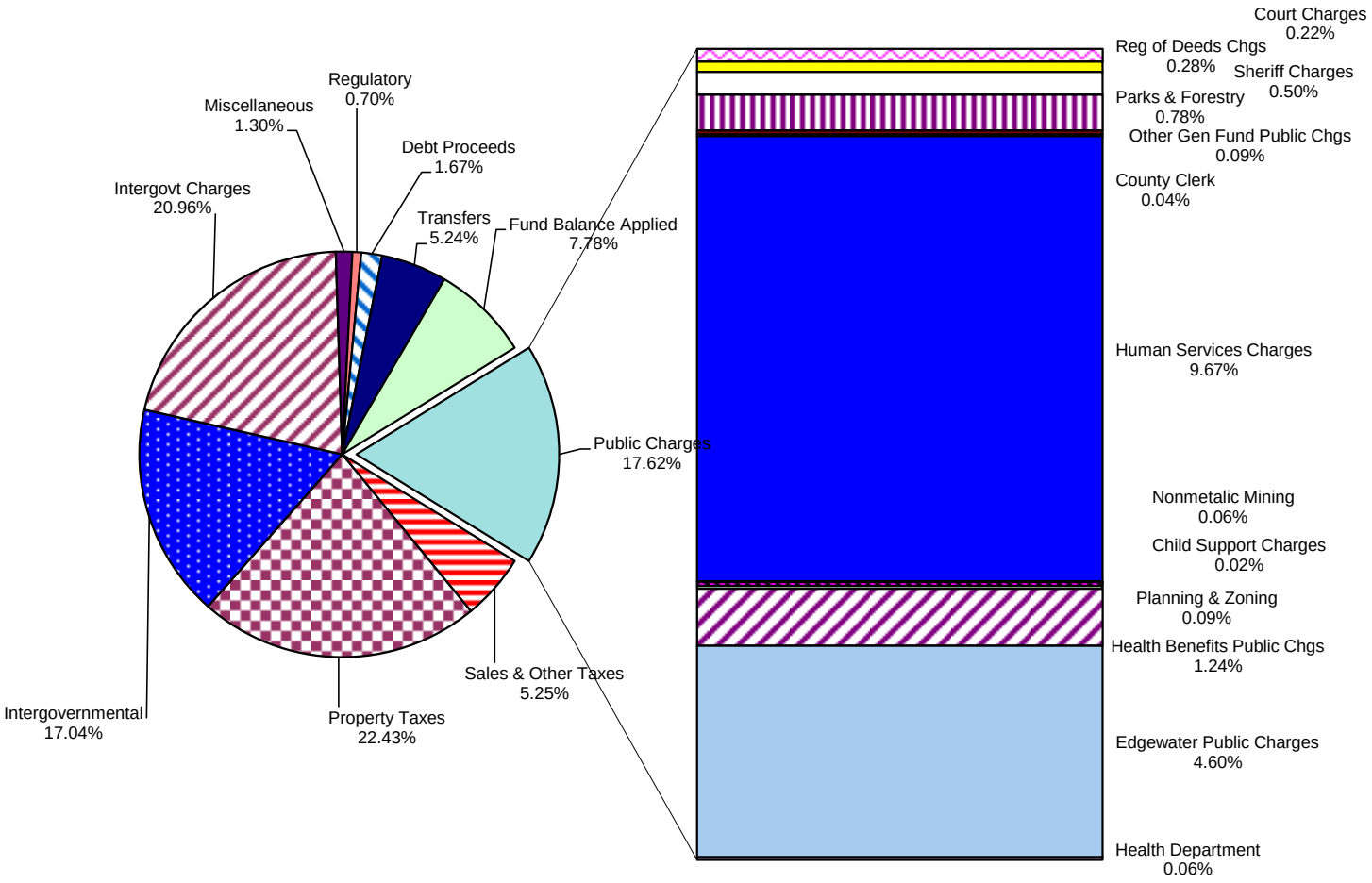

Detail by Percentage of Public Charges for Services

COUNTY OF WOOD
2017 Revenue Budget by Source

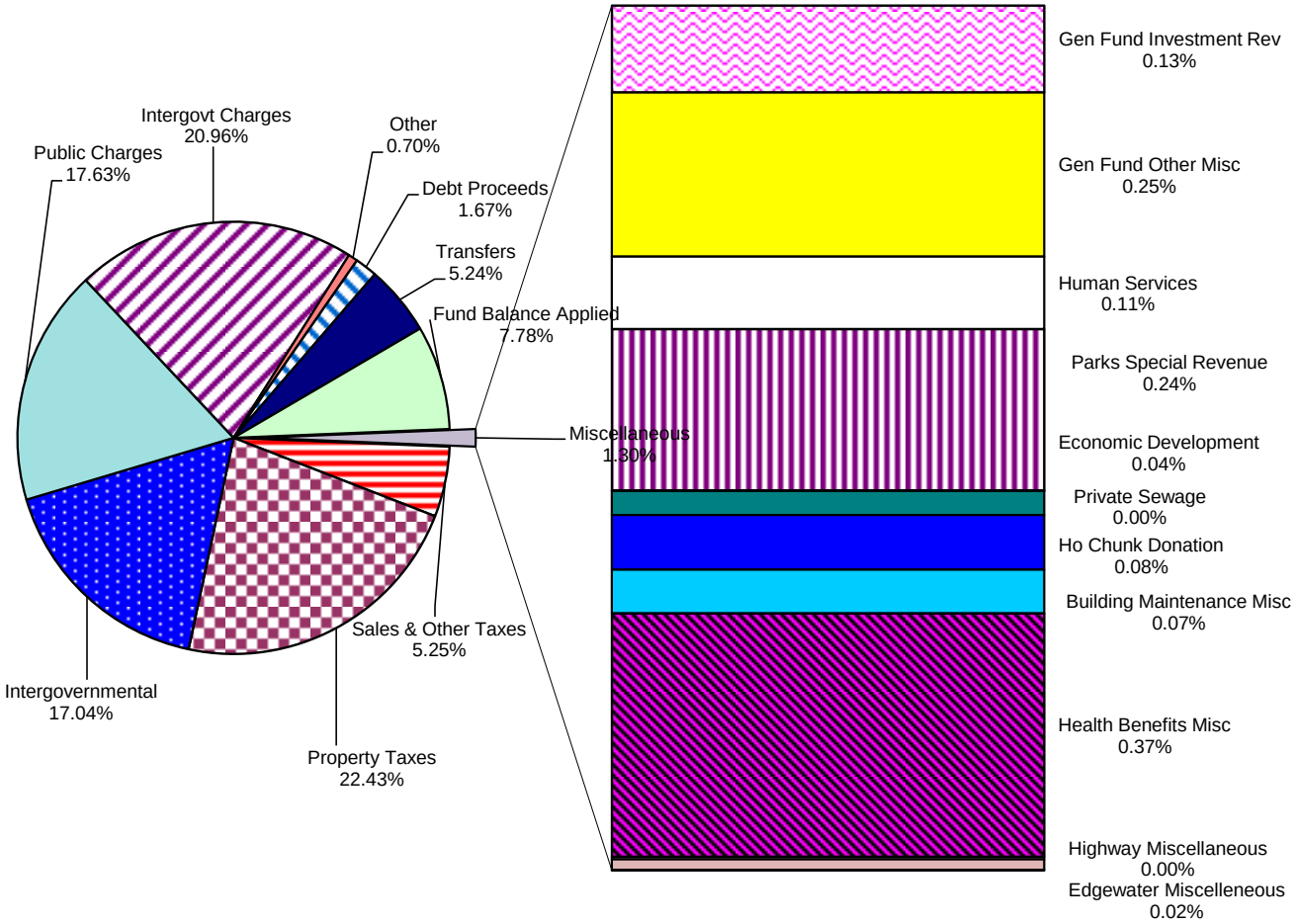

Detail by Percentage of Miscellaneous Revenue

COUNTY OF WOOD
2017 Revenue by Source

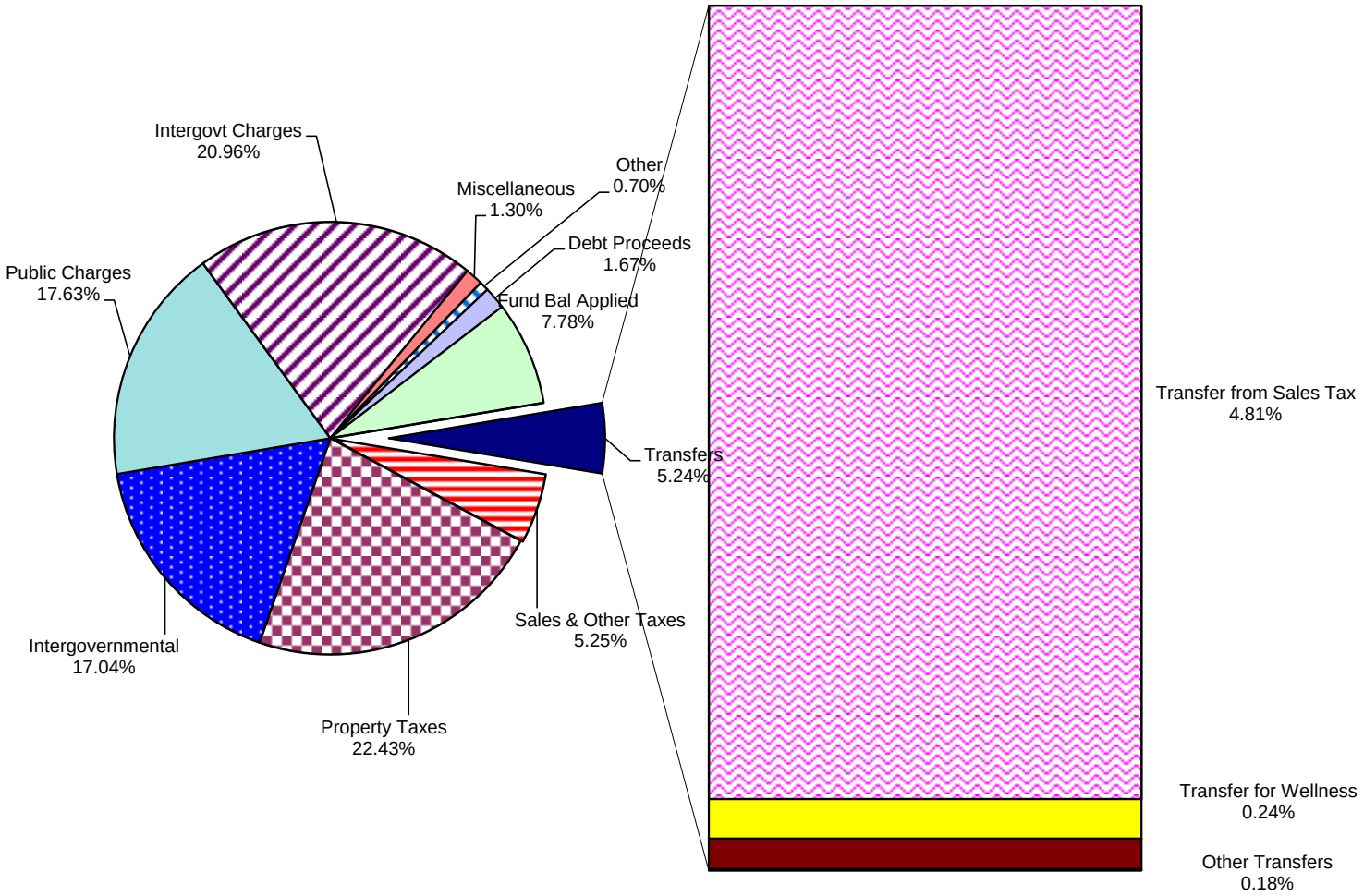

Detail by Percentage of Transfers In

GLOSSARY

(AS THESE TERMS APPLY TO WOOD COUNTY)

THIS PAGE LEFT BLANK INTENTIONALLY

The annual budget document and talks surrounding the budget process contain specialized and technical terminology that is unique to public finance and budgeting. To assist persons interested in the annual budget process including readers of this document in understanding these terms, a budget glossary has been included for your review.

ACCRUAL ACCOUNTING
The basis of accounting under which transactions are recorded at the time they are incurred as opposed to when cash is actually received for disbursed. Terms associated with this are revenue and expense.

ACCOUNTING BASIS
The basis of accounting refers to when revenues and expenditures or expenses are recognized in the accounts and reported in the financial statements.

ACCOUNTS RECEIVABLE
An important revenue source for the County is incoming receivables. The system is set up to be accessed from all departments and allows for funds to be deposited in several specific departments with all general receipts coming into the Treasurer's collection area. The system monitors timely payments to the County.

ADA
Americans with Disabilities Act; federal legislation (P.L. 101-336) requiring equal opportunity for the disabled in the access to programs and services and in employment matters.

ADOPTED BUDGET
The budget that is approved by the County Board in November for the following fiscal year beginning January 1.

AFDC
Aids to Families with Dependent Children; the former income maintenance program, now replaced by W-2, providing payments to low-income households with children.

AGENCY FUNDS
A fund to account for dollars of which the County is a custodian. The County does not manage the funds or make decisions about their use.

ALLOCATED APPLIED CREDITS
Contra expenses credited to the individual cost centers when charges are made to other cost centers based on use.

AODA

Alcohol and Other Drug Abuse; services to individuals experiencing alcohol and/or other drug abuse are available through the Human Services Department.

APPROPRIATION
An authorization made by the County Board which permits officials to incur obligations against and to make expenditures of governmental resources for specific purposes. Appropriations are usually made for fixed amounts and are typically granted for a one-year period.

APPROPRIATION UNIT
One or more expenditure accounts grouped by purpose, including:
1. Personal Services
2. Contractual Services
3. Supplies & Expenses
4. Building Materials
5. Fixed Charges
6. Grants, Contributions & Other
7. Capital Outlay
8. Other Financing Uses

ASSESSMENT
An assessment is the value placed upon a property by the local assessor, which is a basis for levying property taxes (See equalized property valuation). This amount may be above or below the current market value of the property. Taxes are not levied on assessed value.

ASSESSED VALUATION
A valuation set on real estate and certain personal property, by the municipal assessor, as a basis for levying property taxes (See equalized property valuation).

ASSETS
Property owned by a government which has a monetary value

AUDIT
A comprehensive examination of the manner in which the County's resources were actually utilized. A financial audit is a review of the accounting system and financial information to determine how government funds were spent and whether expenditures were in compliance with the County Board's appropriations.

AUTHORIZED POSITIONS
Regular full-time or regular part-time positions as authorized by a County Board approved ordinance.

BALANCE SHEET
A statement that discloses the financial condition of an entity by assets, liabilities, and fund balance (equity) of a fund or account group at a specific date to exhibit financial position.

BALANCED BUDGET
A budget in which revenues and expenditures are equal. Wood County's budget is balanced, as County budgeted total expenditures are funded by a combination of various external revenue sources (e.g., intergovernmental grants, licenses fee, fines, etc.) property taxes and funds available for appropriation in fund balances as identified in the prior year CAFR.

BOARD OF SUPERVISORS
The Wood County Board of Supervisors is a body of government comprising 19 elected supervisors from each of the districts in the county. The Board acts similarly to the state legislature in that in is the policy-making body of the County government. It establishes county ordinances, levies taxes, passes laws concerning law enforcement and appropriates money for services.

BOND
A written promise to pay a specified sum of money (called the principal amount or face value of a debt instrument) at a specified future date (called the maturity date) along with periodic interest paid at a specified percentage of the principal (called the interest rate). Bonds are typically used for long-term debt to pay for specific capital expenditures.

BOND RATING
A level of risk assigned to general obligation promissory notes assessed by a rating agency. The higher the rating, the less risky the notes are to the entity borrowing the funds. Wood County has an AA1 bond rating, which represents the second lowest risk possible to obtain. Wood County is the smallest county with a nation with an AA1bond rating.

BONDED DEBT
The portion of indebtedness represented by outstanding bonds, which include general obligation promissory notes that are backed by approved, irrevocable future tax levies for debt service.

BUDGET
A plan of financial operation embodying an estimate of proposed expenditures for a given period and the proposed means of financing them. Used without any modifier, the term usually indicates a financial plan for a single fiscal year. As defined in s 65.90, Wisconsin State Statutes, the Capital Budget and Operating Budget Appropriations Resolutions adopted by the County Board.

BUDGET MESSAGE
The opening section of the budget prepared by the County Finance Director, which provides the County Board of Supervisors and the public with a general summary of important aspects of budget policy, including changes from the current and previous fiscal years.

BUDGET NARRATIVE
A document describing the county's financial plan of operation embodying proposed expenditures for a given period, generally a fiscal year, and the proposed means of financing them. It may also include narrative, historical, comparative, summary and other financial information as

BUDGETARY CONTROL
The control or management of a governmental unit in accordance with an approved budget for the purpose of keeping expenditures within the limitations of authorization.

BUDGETED POSITIONS
Authorized positions that are funded in the current or ensuing budget year.

CAPITAL ASSETS
Assets of significant value and having a useful life of several years. Capital assets, sometimes referred to as fixed assets, include buildings, equipment, improvements other than buildings, and land. In the private sector, these assets are referred to most often as property, plant and equipment.

CAPITAL IMPROVEMENT
An active or proposed non recurrent expenditure in one or more specified plan years of an amount usually in excess of five thousand dollars ($5,000) for costs associated with a permanent fixed asset (e.g. Building, land, highway and technology improvements, equipment) which has a useful life or extends the useful

CAPITAL IMPROVEMENT PLAN (CIP)
A plan for capital expenditures to be incurred each year over a fixed number of years, usually five or ten, to meet capital needs arising from the long-term work program or other capital needs. It sets forth each project or other contemplated expenditure in which the government is to have a part and specifies the resources estimated to be available to finance the projected expenditures.

CAPITAL OUTLAY
Capital equipment, capital improvements. Expenditures for land, equipment, vehicles or buildings which result in the addition to fixed assets or $5,000 or more

CAPITAL PROJECT FUND
Capital project funds are used to account for financial resources to be used for the acquisition or construction of major capital facilities other than those financed by enterprise and trust funds.

CARRY FORWARD
Budget authority that does not lapse at the end of a fiscal year, but is allowed to be extended into the following fiscal year. Carry Forwards are usually associated with large-scale capital projects, equipment acquisition or grants that may span multiple fiscal years.

CASH ACCOUNTING
Accounting basis by which amounts are recorded on the day cash changes hands. For instance, revenue would be recorded when and to the extent a payment is made, not when and in the amount of an invoice being issued.

CASH MANAGEMENT
The County has a county-wide cash management program that details how cash is to be handled effectively from the collection point to the time of deposit. We have restrictions on the number of checking accounts that can exist throughout the County and requirements for processing payments. The accounts payable process is centralized. Good cash management procedures have been a significant benefit to our investment program.

CCAP
Court's automated system

CDBG
Community Development Block Grant.

CHILDREN'S LONG TERM SUPPORT (CLTS)
Home and Community Based Waiver Funding provides fully funded and locally-matched tax levy funding for children diagnosed with Autism, Asperger's and Pervasive Developmental Disorders.

COMMISSIONS AND BOARDS
Members consist of both County Board of Supervisors and citizens. Most commission and board members are appointed by the County Executive and are approved by the County Board. Responsibilities include making policy recommendations to the Executive on decisions that affect county government services and operations.

COMMITTEE OF JURISDICTION

A County committee which is responsible for evaluating the programs under its jurisdiction to determine program definition, goals and objectives, costs, efficiency and effectiveness.

COMMUNITY AIDS – BASIC COUNTY ALLOCATION (BCA)

The major state funding source for County Human Service Department programs. These funds can be broadly used to pay for social services and services for mentally disabled persons.

COMMUNITY OPTIONS PROGRAM WAIVER (COP-Waiver; COP-W)

Provides Medical Assistance funding for home and community-based care for elderly and physically disabled citizens who have long-term care needs, and who would otherwise be eligible for Medical Assistance reimbursement in a nursing home. County participation was mandated effective January 1, 1990.

COMMUNITY RECOVERY SERVICES (CRS)

1915(i) Home and Community Based Services, will provide three specific services: Community Living Supportive Services, Supported Employment, and Peer Supports under the umbrella of psychosocial rehabilitation to individuals with serious and persistent mental illness.

COMPREHENSIVE ANNUAL FINANCIAL REPORT (CAFR)

The official annual financial report for the County. This report is prepared in conformity with Generally Accepted Accounting Principles, and is subject to review by a public accounting firm. The report provides information used by bond rating agencies, prospective investors, regulatory and funding agencies, and other interested parties.

COMPREHENSIVE COMMUNITY SERVICES (CCS)

Under State Administrative Code Ch. DHS 36, Comprehensive Community Services are designed to provide persons with mental disorders and substance-use disorders a flexible array of individualized community based psycho-social rehabilitation services authorized by a mental health professional to consumers with mental health or substance use issues across their lifespan.

CONSUMER PRICE INDEX (CPI)

A statistical description of price levels published by the United States Department of Labor's Bureau of Labor Statistics. This index is used to measure the amount of economic inflation/deflation, or increase/decrease in the cost of living.

CONTINGENCY FUNDS

Assets or other resources set aside to provide for unforeseen expenditures or for anticipated expenditures of uncertain amounts during the budget year.

CONTRACTUAL SERVICES

Professional services, utility services, repair & maintenance - streets, repair & maintenance services - other, special services, per diem - contractual services, contractual services - other.

COST CENTER
A fund, major program, department or other activity for which control of expenditures is desirable.

COUNTY BOARD CHAIRMAN
A County Board member elected by the County Board. This position refers all matters directed to the County Board to the appropriate standing committees of the Board, and is responsible for determining the meeting agendas and for conducting the proceedings of the Board at its meeting.

COUNTY BOARD OF SUPERVISORS
The acting County legislative body. Comprised of nineteen (19) supervisors elected from separate districts. Supervisors are elected for two-year terms in April of even numbered years.

DEBT
A financial obligation resulting from the borrowing of money. Debts of the County include bonds and notes and interest free state Loans

DEBT SERVICE FUND
Debt service funds are used to account for the accumulation of resources for and the payment of general obligation long-term debt principal, interest and related costs.

DEBT RATE LIMIT
The maximum debt rate at which the County may levy a tax, imposed by the state legislature based on the 1992 paid 1993 debt rate.

DEFICIT
The excess of expenditures/uses over revenues/resources.

DEPARTMENT
A major administrative division of the County which indicates overall management responsibility for an operation or a group of related operations within a functional area.

DEPRECIATION
The portion of the cost of a fixed asset which is charged as an expense during a particular period, due to the expiration of the useful life of the asset attributable to wear and tear, deterioration or obsolescence. This is shown in proprietary funds and applicable component units.

DESIGNATED FUND BALANCE
That portion of the unreserved fund balance which has been designated by the County Board for tentative future spending plans (e.g. for contingencies or equipment replacement).

EFFECTIVENESS MEASURE
A type of performance measure that identifies results, accomplishments or quality of the item or service provided, also outcome measure.

EFFICIENCY MEASURE
A type of performance measure that reports the measure of how much output or outcome can be produced or provided by a given resource level or how much input it takes to produce a given level of outcome. Indicators that quantify the relationship between inputs and outputs which can be expressed as productivity ratios or a unit-cost ratios.

ENCUMBRANCE
The commitment of appropriated funds to purchase an item or service. To encumber funds means to set aside or commit funds for future expenditures.

ENTERPRISE FUNDS
Enterprise funds are used to account for operations that are financed and operated in a manner similar to private business enterprises. The intent of the governing body is that the costs (expenses, including depreciation) of providing goods or services to the general public on a continuing basis be financed or recovered primarily through user charges.

EQUALIZED PROPERTY VALUE
The State of Wisconsin's estimate of the current market value of property, generally also called fair market value of full value. Equalized value is used to apportion property tax levies (county, school districts, vocational technical and adult education districts).

EQUITY
The excess of assets over liabilities generally referred to as fund balance.

ESTIMATE
An estimate is a projection of the current year's revenues or expenditures.

EXPENDITURES
Use of financial resources to pay for current operating needs, debt service and capital outlay in nonproprietary funds. The term is associated with modified accrual accounting for governmental and similar fund types.

EXPENSES

Use of financial resources to pay for or accrue for operating needs, interest and needs of the fund in proprietary fund types associated with accrual accounting. Personal Services, Contractual Services, Supplies & Expense, Building Materials, Fixed Charges, Debt Service, Grants, Contributions & Other, Capital Outlay, and Other Financing Uses

FEES, FINES & COSTS
Charges and penalties controlled by the state or County. Costs are reimbursements for expenditures incurred by the County.

FIDUCIARY FUNDS
Funds used to report assets held in a trustee or agency capacity for others which therefore cannot be used to support the government's own programs. The fiduciary fund category includes pension (and other employee benefit) trusts funds, investment trust funds, private-purpose trust funds, and agency funds.

FINANCIAL REPORTING
One of the major functions of the Finance Department is the production of two (2) major reports during the year. There are, of course, other reports but two (2) of these documents are of major importance, these are the Comprehensive Annual Financial Report (CAFR) also known as the annual audit and the Annual Budget. We have many other reports that are of significant importance like the Single Audit and Tax 16 Report. Most of our documents are available for view on the Internet at http://www.co.wood.wi.us/Departments/Finance

FINANCIAL STATEMENTS
Presentation of financial data that shows the financial position, cash flows generated, and the results of financial operations of a fund, for a group of accounts, or an entire entity for a particular accounting period.

FINES & FORFEITS & PENALTIES
Law and ordinance violations, awards and damages

FISCAL YEAR
A 12-month period to which the annual operating budget applies and at the end of which a government determines it financial position and the results of its operations. Wood County's fiscal year is January 1 through December 31.

FIXED ASSETS
Assets of long-term character which are intended to continue to be held or used, such as land, buildings, machinery, furniture and other equipment.

FIXED CHARGES
Insurance, premiums on surety bonds, rents/leases, depreciation/amortization, investment revenue costs, and other fixed charges

FRINGE BENEFITS

Expenditure items in the operating budget paid on behalf of the employee. These benefits include health insurance, life insurance, dental insurance, retirement, FICA and workers compensation insurance.

FULL-TIME EQUIVALENT (FTE)

The hourly equivalent of a full-time employee - an employee working what is considered to be a standard work week, which in general is 40 hours per week. An FTE can be made up of either one full-time employee or two or more part-time employees whose total hours add up to a standard work week.

FUNCTIONAL AREA

Departments are grouped in the annual budget according to the related functions that they perform. The budget has eight functional areas including: General Government; Public Safety; Public Works; Health & Human Services; Culture, Recreation and Education; Conservation and Development; Debt Service; and Capital Projects.

FUND

A fiscal entity that is segregated for the purpose of accounting and budget reporting with a complete set of self-balancing accounts to include assets, liabilities, equity/fund balance and revenues and expenditures/expense. The following is a brief definition of the major types of funds used by Wood County.

- **General –** to account for all financial resources used to fund general government operations not accounted for by other funds.
- **Special Revenue –** are created to account and report revenue sources that are restricted or committed to specified purposes.
- **Capital Projects –** to account for financial resources to be used for the acquisition or construction of major facilities or equipment.
- **Debt Service –** to account for the accumulation of resources for, and the payment of, general long-term debt and interest (other than enterprise and internal service fund debt).
- P**roprietary –** an account that uses the accrual basis of accounting.
    - **Enterprise –** to account for operations that are financed and operated similar to private businesses with the intention that the costs of providing goods or services to the general public is to be financed or recovered primarily through user charges.

- **Internal Service –** to account for the cost of providing goods or services by one department to another department on a cost-reimbursement basis.

FUND BALANCE

Fund Balance is the difference between assets and liabilities in a government fund's balance sheet.

Beginning in 2011, GASB 54 established five classifications of fund balance with a hierarchy that is based on the extent to which spending constraints restrict how a government can use the funds. The five classifications are:

- **Nonspendable fund balance** – amounts that are not in a spendable form, such as inventory or prepaid expenses. It also includes amounts that are required to be maintained intact, such as the principal of an endowment fund.

- **Restricted fund balance** – amounts that can be spent only for specific purposes stipulated by external providers, such as grant providers or bondholders, as well as amounts that are restricted constitutionally or through legislation.

- **Committed fund balance** – amounts that can be used only for specific purposes that are determined by a formal action of the County Board. These commitments may be changed or lifted, but only by the same formal action that was used to impose the constraint originally.

- **Assigned fund balance** – amounts that are intended for specific purposes, as expressed by the governing body or authorized official. This applies to the remaining resources in any governmental fund other than the general fund that are intended to be used for a defined purpose.

- **Unassigned fund balance** – all amounts not contained in other classifications. Unassigned amounts are technically available for any purpose.

FUND BALANCE APPLIED

The portion of the Unreserved, Undesignated Fund Balance exceeding the desired Fund Reserve amount which is used to finance a portion of the budget which would otherwise be levied for.

FUND BALANCE LEVIED

An amount included in the tax levy to increase the Unreserved, Undesignated Fund Balance to the desired Fund Reserve amount.

FUND PURPOSE
A statement that describes the reasons why the fund exists. It is mainly used to describe the purpose of certain special revenues and proprietary (Internal Services and Enterprises) funds.

GENERAL FUND
The fund used to account for all financial resources, except those required to be accounted for in another fund.

GENERAL FUND BALANCE APPLIED
Financing method which reduces both the General Fund balance and the tax levy required by applying general fund resources to offset expenses within a given budget year.

GENERAL FUND RESERVE
The Unreserved, Undesignated Fund Balance in the County's General Fund. The County has established a General Fund Reserve of 15.0% of the operating expenditures less capital outlay.

GENERAL OBLIGATION BONDS
Bonds which the full faith and credit of the issuing government are pledged for payment.

GENERAL PURPOSE REVENUES
"General Purpose Revenues" consist of general taxes collected by the County which are paid into specific funds, lose their identity, and are then available for general appropriation. They include property taxes, sales taxes, shared revenues from the State of Wisconsin, and fund balances applied and levied.

GENERALLY ACCEPTED ACCOUNTING PRINCIPALS (GAAP)
The conventions, rules and procedures that serve as the norm for the fair presentation of financial statements.

GEOGRAPHIC INFORMATION SYSTEM (GIS)
A computer-based technology tool to display and map information for planning and analysis.

GOALS
A statement of the ideal desired outcomes for a division, department, program or the County as a whole. Should reflect desired outcomes or results as identified in the vision.

GOVERNMENT FINANCE OFFICERS ASSOCIATION (GFOA)

The GFOA is a professional association of state, provincial and local finance officers dedicated to enhancing and promoting the professional management of governments for the public benefit by identifying and developing financial policies and best practices and promoting their use through education, training, facilitation of member networking, and leadership.

GOVERNMENTAL ACCOUNTING STANDARDS BOARD (GASB)

The ultimate authoritative accounting and financial reporting standard-setting body for state and local governments.

GOVERNMENTAL FUNDS

Funds generally used to account for tax-supported activities. There are five different types of governmental funds: the general fund, special revenue funds, debt service funds, capital project funds, and permanent funds.

GRANTS, CONTRIBUTIONS & OTHER

Direct relief, grants/donations, awards/indemnities, and losses. A category of revenue that represents funds received from the state or Federal Government. The funds may have been given to the county for a specific purpose or for general county use.

IMPACT FEE

A charge imposed on a developer to offset the cost of infrastructure and related services that will need to be provided by the local government.

INDIRECT COST ALLOCATION PLAN

A methodology that allocates the allowable costs of central service departments to grantee departments or programs. Its purpose is to determine the full cost of a program to maximize federal reimbursements. Central services departments are those that generally provide services to other county departments such as the Finance Department. Grantee departments are those that provide services directly to the public.

INDIRECT COSTS

Costs associated with, but not directly attributable to, the providing of a product or service. These costs are usually incurred by other departments in the support of operating departments.

INFRASTRUCTURE

Public domain capital assets such as roads, bridges, drainage systems, and similar assets that are immovable and of value only to the government unit.

INPUT INDICATOR

A type of performance measure indicating the volume of resources used in delivering a program or service.

INTEREST INCOME
Interest earned on funds in the bank or investment program which are not immediately needed by the County to pay for operations.

INTERGOVERNMENT CHARGES FOR SERVICES
Fees charged to other governments entities for services provided to State, federal, outside districts, schools and special districts and local departments

INTERGOVERNMENTAL GRANTS AND AIDS
State shared taxes, federal grants, state grants and grants from other local government

INTERGOVERNMENTAL REVENUE
Revenue received from another government in the form of grants and shared revenues. These contributions are made to local governments from the State and Federal governments outside the County and are made for specified purposes.

INTERNAL SERVICE FUND
Internal service funds are used to account for the financing of goods or services provided by one department or agency of the County to other departments or agencies of the County or to other governments on a cost reimbursement basis.

INTRAFUND TRANSFER
Amounts transferred within a fund from one expenditure category to another, i.e., an adjustment to the appropriation.

INVESTING
The County has an investment policy in place that is routinely reviewed by the County Board. We currently have a three pronged approach to the investment program that includes the services of an investment advisor, a third party custodian, several investment pools and a state-wide CD pool. This assists the County to keep some funds local within the State of Wisconsin and to have a diverse portfolio of other acceptable investment vehicles for above market rate returns.

LEGAL DEBT LIMIT
Under Wisconsin State Statutes, a municipality's aggregate amount of debt, including existing indebtedness, shall not exceed 5% of the taxable property located therein as equalized for state purposes.

LIABILITY
Debt or other legal obligations arising out of transactions in the past which must be liquidated, renewed or refunded at some future date.

LICENSES & PERMITS
Licenses and permits

LINE ITEM
A basis for distinguishing types of revenues and expenditures/expenses. The eight major categories of revenues used by Wood County are: Taxes, Intergovernmental Grants & Aids; Licenses & Permits; Fines, Forfeits & Penalties; Public Charges for Services; Intergovernmental Charges for Services; Miscellaneous Revenue and Other Financing Sources. The nine major categories of expenditures/expenses used by Wood County are: Personal Services, Contractual Services, Supplies & Expenses, Building Materials, Fixed Charges, Debt Service, Grants, Contributions and Other, Capital Outlay and Other Financing Uses.

LONG-TERM DEBT
Debt with a maturity of more than one year after the date of issuance.

MAJOR FUNDS DEFINITIONS
A fund is considered major if it is the primary operating fund of the County or meets the following criteria: (1) Total assets, liabilities, revenues, or expenditures/expenses of that individual governmental or enterprise fund are at least 10 percent of the corresponding total for all funds of that category or type. (2) The same element of the individual governmental fund or enterprise fund that met the 10 percent test is at least five percent of the corresponding total for all governmental and enterprise funds combined. In addition, any other governmental or proprietary fund that the County believes is particularly important to financial statement users may be reported as a major fund.

MATURITY
The date on which the principal or stated value of investments or debt obligations are due and may be reclaimed.

MEDICAL ASSISTANCE (MA)
A Medicaid (Title XIX) program that pays for necessary health care services for persons whose financial resources are not adequate to provide for their health care needs.

MILL (TAX) RATE
Rate applied to the equalized value of property to determine property taxes. A mill is 1/10th of a penny or $1.00 of tax for each $1,000 of equalized valuation.

MISCELLANEOUS REVENUE
Interest and dividends, rent, property sales and loss compensation

MISSION
A statement defining the major reasons for the existence of the agency, including its purpose in County government.

MODIFIED ACCRUAL ACCOUNTING
A basis of accounting which recognizes revenues when they become measurable and available. Expenditures are generally recognized when the fund liability is incurred. Major exceptions include accumulated vacation, sick pay and interest on long-term debt. Terms associated with this are revenue and expenditure.

MODIFIED BUDGET
An ordinance and fund transfer as a result of unanticipated revenues and/or expenditures that change the adopted budget; it then becomes a modified budget.

NET ASSETS
The residual of all other elements presented in a statement of financial position.

NON-DEPARTMENTAL
A grouping of revenues and expenditures that is not under the direction of any county department. Generally appropriations to outside agencies and miscellaneous revenues and expenditures.

NOTES
A written promise to pay (debt) a specific sum of money (called principal or face value) at a specified future date (called the maturity date) along with periodic interest paid at a specified percentage of the principal (interest rate). Notes are typically for a term of less than 10 years.

OBJECTIVES
Goal statement that focuses on achieving the county-wide key strategic outcome. The level of services or specific achievement an agency expects to, or plans to accomplish in the budget year. Objectives should reflect desired outcomes or results as identified in the strategic plan.

OBLIGATIONS
Amounts that a governmental unit may be required to legally meet out of its resources, including both liabilities and un-liquidated encumbrances.

OPERATING BUDGET

A plan of current expenditures and the proposed means of financing them. The annual operating budget is the primary means in which most of the financing, acquisition, spending, and service delivery activities of a government are controlled. The use of annual operating budgets for governments is usually required by law. Even when not required by law, annual operating budgets are essential for sound financial management.

OPERATING EXPENSES
Cost of all utilities, supplies, materials, travel, and tuition expenses necessary for the operation of a department. Also includes costs of all services purchased from outside vendors.

OPERATING TRANSFERS
All Interfund (between fund) and Intrafund (within funds) appropriation transfers other than residual equity transfers, (Fund Balance) to the appropriation unit of the fund through which the resources are to be expended. Routine and/or recurring transfers of assets between funds.

ORDINANCE
A formal legislative enactment by the Board of Supervisors.

OTHER FINANCING SOURCES
These are funding sources for a particular activity other than typical revenue sources. These would include prior year earned revenues, capitalized interest or an application of fund balances and cash from a bond issue. Transfer from contingency, general obligation long-term debt, depreciation provided on capital projects, transfers from other funds and transfers from fund balance

OTHER FINANCING USES
Allocation charge-outs, contingency for budget transfer, transfers to/from Fund Balance, transfers to other Funds

OUTCOME MEASURES
A type of performance measure that identifies results, accomplishments or quality of the item or service provided. Used to evaluate the quality and effectiveness of programs and services. Also effectiveness measure.

OUTPUT MEASURES
A type of performance measure that reports the quantity or volume of products and services provided by the program.

OUTSIDE AGENCIES
Entities to whom the County provides funding, but who are not part of County government.

PC REPLACEMENT FUND

The cost of services and equipment provided by the Information Systems Department to other departments on a cost reimbursement basis.

PER CAPITA INCOME
The total county income divided by the total county population.

PER DIEM
Compensation that is paid on a per day basis.

PERFORMANCE MEASURE
A measure used to determine success by indicating how well a program or service is accomplishing its mission and goals, by linking program area results to the County-Wide Key Strategic Outcomes and Objectives.

PERSONAL SERVICES
Salaries, wages, employee benefits and employer contributions

POSITION SUMMARY
The list of budgeted full-time positions within each program. Positions are expressed in terms of full-time work year equivalents (FTE); which is approximately 2,080 hours per year.

PRIOR YEAR FUNDS
Unexpended funds from previous years which are placed in current year budget for purchase of goods or services.

PROGRAM
The primary identifiable financial unit of a department, which groups department functions and activities that have a common purpose.

PROGRAM BUDGET
A budget that focuses upon the mission, function, and objectives of a department rather than upon its detailed (line item) object classes of expenditures.

PROPERTY TAX LEVY
The total amount of taxes to be raised by general property taxes for the purposes specified in the budget appropriations resolution.

PROPRIETARY FUNDS

Funds that focus on the determination of operating income, changes in net assets (or cost recovery), financial position, and cash flows. There are two types of proprietary funds: enterprise funds and internal service funds.

PUBLIC CHARGES FOR SERVICES

User charges set up by departments to pay for such services as: general government, public safety, highway and related facilities, other transportation, Health, Social Services, culture recreation, public areas, education, conservation, economic development and protection of the environment.

PURCHASED SERVICES

Expenditure items for all services contracted for directly or indirectly by outside agencies. These include postage, telephone, utilities, subscriptions, insurance (except workers' compensation), etc.

RESERVED FUND BALANCE

The portion of fund balance that is not appropriable for expenditure or that is legally segregated for a specific future use.

RETAINED EARNINGS

An equity account reflecting the accumulated earnings of a proprietary (enterprise) fund.

REVENUES

Funds that the government receives as income. It includes such items as Taxes; Intergovernmental Grants & Aid; Licenses & Permits; Public Charges for Services;, Intergovernmental Charges for Services; Miscellaneous Revenue and Other Financing Sources
Financial resources received from tax payments, fees from specific services, receipts from other governments, fines, forfeitures, grants, shared revenues, and interest income. There are several budget categories of revenue that the County receives, including:

- **General Government Revenues** – contracts or grant funds mainly from state and/or federal sources for the support of programs.
- **Fines and Licenses** – funds received as a result of penalties paid by persons having been found in violation of state laws and/or county ordinances. Fees received from the sale of county issued licenses and permits to citizens and business entities to enable them to carry out regulated activities.
- **Charge for Services** – funds received as payment for services performed by county agencies.
- **Interdepartmental Revenues** – funds received for payments made or services performed by county agencies for other county agencies.
- **Other Revenues** – funds received for rents, commissions, and other commercial-type income. Also includes transfers from other funds and proceeds from borrowing.

SERVICES DEFICIT REDUCTION (CSDR)

A Federal funding source that reimburses counties for a portion of Medical Assistance eligible costs

SHARED REVENUE
Distribution of state funds to municipalities and counties of unrestricted aid. Its policy goals are; property tax relief, equalization of revenue raising ability among local governments, and compensation for utility property.

SINGLE AUDIT
A comprehensive financial and compliance audit pursuant to OMB Circular A-133 of an entity receiving federal funds.

SPECIAL REVENUE FUND
Special revenue funds are used to account for the proceeds of specific revenue sources (other than expendable trust or major capital projects) that are legally restricted to expenditures for specific purposes.

STANDING COMMITTEES
There are six standing committees of the County Board organized on functional lines. The Executive Committee which deals with administrative policy matters; whereas, the remaining five standing committees (Health and Human Services; Public Safety; Conservation, Education and Economic Development; Judicial and Legislative; Highway, Infrastructure and Recreation) are concerned with policy matters affecting public services. Committees make recommendations to the Board on all budget and legislative matters that have been referred to them.

STATE AID
Funds made available by the legislature for distribution to each local unit of government based on a prescribed formula of distribution to offset some expenses.

STATEMENT OF PURPOSE
A statement defining the major reasons for the existence of the department, including its purpose in the County government.

STRATEGIC PLANNING
The process of determining long-term goals and then identifying the best approach for achieving those goals.

SUPPLIES
Items of expenditure for all expendable supplies as well as durable items which cost less than $1500.

SUPPLIES & EXPENSE
Office supplies, publications, subscription, dues, travel, operating supplies, repair & maintenance - other, other supplies & expenses

TAX APPORTIONMENT
The apportionment of the county tax and the whole amount of state taxes and charges levied upon a county, as certified by the State Department of Administration, among the towns, cities and villages of the county according and in proportion to the valuation thereof as determined by the State Department of Revenue. Adjustments are made for participation in County Library programs.

TAX LEVY
The total amount to be raised by general property taxes for operating and debt service purposes specified in the County Board Adopted Budget.

TAX LEVY BUDGET BASE
The amount of tax levy included in the current year adopted budget.

TAX LEVY RATE (MILL RATE)
The amount of taxes levied for each $1,000 (mill) of equalized property valuation at the current tax rate.

TAX RATE LIMIT
The maximum rate in which the County may levy a tax. It is imposed by the state legislature based on the 1993 tax rate limit.

TAXES
Compulsory charges levied by a government for the purpose of financing services performed for the common benefit of the people. Real & Personal Property, retail sales & use and interest and penalties on taxes

TRUST FUNDS
Funds used to account for assets held by the County in a trustee capacity or as an agent for individuals, private organizations, other governments and/or other funds. May be expendable or non-expendable.

UNDESIGNATED FUND BALANCE
The portion of the unreserved fund balance which has not been designated for any specific use.

UNFUNDED POSITIONS
An authorized position with no funding appropriation provided for the current or ensuing budget year.

UNRESERVED FUND BALANCE
The portion of the fund balance which has not been reserved for any specific use.

USER FEES
The payment of a fee for direct receipt of a public service by the party benefiting from the service.

VISION
Defines where the department would ideally like to be. It defines guiding principles, values, and the long range result of the work.

VITAL RECORD
A certificate of birth, death, divorce or annulment, a marriage document or a fetal death report, which Chapter 69 of the State Statutes requires to be prepared whenever one of these events occurs.

W-2
Wisconsin Works; a state initiative to replace the Aid for Families with Dependent Children program. It is a work based program that emphasizes individual responsibility.

WIC
Women, Infants, and Children Supplemental Nutrition Program.

WISCONSIN STATE STATUTES
State law that is approved and implemented the Wisconsin Legislature.

WORKING CAPITAL
Liquidity measure of fiscal health, measured by current assets minus current liabilities. Positive working capital means that an entity should be able to pay off its short-term liabilities. Minimum fund balance requirement of 15%.

WRS
Wisconsin Retirement System; a multiple-employer public employee retirement system.

YOUTH AIDS
A funding source distributed by the State of Wisconsin Department of Corrections to pay for state correctional services for youths found by the courts to be delinquent, and to fund correctional alternative programs and services at the county level.

THIS PAGE LEFT BLANK INTENTIONALLY