

AGENDA

HIGHWAY, INFRASTRUCTURE & RECREATION COMMITTEE

DATE: Thursday, August 7, 2025
TIME: 9:00 AM
PLACE: Highway Office – Conference Room

1. Call meeting to order
2. Declaration of quorum
3. Public comments
4. Correspondence
5. Approve minutes from previous committee meeting

6. HIGHWAY

- a. Highway staff reports
- b. Highway revenue report
- c. Highway vouchers
- d. 2026-2030 CIP
- e. US 10 & STH 186
- f. Access request on CTH Z (Griffith Ave)
- g. Review and discussion on Highway Department Draft Budget

7. PARKS AND FORESTRY

- a. Parks & Forestry staff reports
- b. Special Use permits
- c. Powers Bluff Project Update
- d. Wood County Cera Park update
- e. FGM Wilderness LLC Land Trade Proposal
- f. Wood County Rifle and Pistol Club Shooting Range Improvement
- g. Parks, Forestry, and Hwy Tour date
- h. Parks and Forestry revenue reports
- i. Parks & Forestry vouchers
- j. Maintenance Program Supervisor Pay Grade
- k. 2026 Draft Budget

8. Attendance at Meetings
9. Future Agenda Items
10. Set next regular meeting date: Thursday, September 4, 2025, 9:00 AM
11. Adjournment

Join by phone

+1-408-418-9388 United States Toll
Meeting number (access code): 2492 069 6647

Join by WebEx App or Web

<https://woodcountywi.webex.com/woodcountywi/j.php?MTID=m7af5e102c60507f9a19b4208b38414de>

Meeting number (access code): 2492 069 6647
Meeting password: 080725

MINUTES

HIGHWAY, INFRASTRUCTURE & RECREATION COMMITTEE

DATE: Wednesday, July 9, 2025
TIME: 9:00 AM
PLACE: Highway Dept., Conference Room

MEMBERS PRESENT: Jake Hahn, Al Breu (WebEx), Scott Brehm, Lee Thao, John Hokamp

OTHERS PRESENT: Katie DeKleyn, Chief Deputy County Clerk, see attached sign-in sheet

1. Chairman Hahn called the meeting to order at 9:00 AM and declared a quorum present.
2. Under public comment, Supervisor Clendenning addressed concerns he's received about visibility when it is raining or foggy on CTH W. Highway Commissioner Hawk reported there are plans to repaint the lines on the road. Supervisor Hamilton spoke on the need for improvements to the bridge on CTH AA.
3. Under correspondence Hawk reviewed a correspondence he received on concerns of spraying herbicide in ditches across Wood County. He stated that the practice has been the same for 10 years and they will continue with it.
4. The minutes of the June 5th, 2025 were presented. Motion by Hokamp/Breu to accept the minutes as presented. Motion carried unanimously.
5. Under the ATV update, a discussion regarding opening up CTH H was held. Motion by Hahn/Brehm to open up CTH H through the Town of Marshfield to ATV/UTV traffic. Motion carried 4-1. Voting no was Breu.
6. The Highway Dept. staff reports were highlighted and reviewed.
7. The Highway revenue report was reviewed.
8. Motion by Hokamp/Brehm to approve the Highway Dept. vouchers. Motion carried unanimously.
9. Commissioner Hawk gave a report on the driveway to 10580 CTH BB. Motion by Brehm/Thao to approve adding 20 feet of pipe onto the driveway to widen the driveway. Motion carried unanimously.
10. Commissioner Hawk gave a report on the CTH B & BB Intersection Property. The owner would like to donate the parcel, demolish the structure, and allow the erection of the monument that is on the property. Motion by Brehm/Breu to accept the donated parcel. Motion carried unanimously.
11. Motion by Thao/Breu to approve the out of state travel request for 2 WCH employees to travel to the VariTech facility in Alexandria, MN July 20th-21st. Motion carried unanimously.

12. Discussion was held regarding the out of state travel request for the Commissioner to attend the NACE BOD meeting September 23rd-24th. This will be reviewed at next months meeting.
13. The Parks & Forestry staff reports were reviewed.
14. Parks & Forestry Director Schooley reviewed the special use permit for Saturday, July 19th. Motion by Hahn/Brehm to approve the special use permit as presented. Motion carried unanimously.
15. Schooley gave an update on the status of the Maintenance Shop at Powers Bluff. It has now been completed. He also reviewed the bids for the Powers Bluff Trailhead Shelter. Motion by Breu/Hokamp to accept the most advantageous bid. Motion approved unanimously.
16. Lengthy discussion took place regarding E-Bikes, their classes, and how to deal with them as it relates to trail access. Motion by Brehm/Thao to ban Class 2 E-Bikes on single track bike trails at Powers Bluff. Motion approved unanimously.
17. Al Breu was excused at 10:26 AM.
18. Schubert presented on four timber contract extensions. He recommends extending contracts #780, #800, #801 and not granting an extension for #781. Motion by Hahn/Hokamp to approve the extensions as recommended. Motion approved unanimously.
19. Parks & Forestry reports were reviewed.
20. Motion by Hokamp/Thao to approve Parks & Forestry vouchers. Motion approved unanimously.
21. The next meeting will be held on Thursday, August 7th, at 9:00 AM at the Highway Department Conference Room.
22. Chairman Hahn declared the meeting adjourned at 10:28 AM.

Minutes taken by Katie DeKleyn, Chief Deputy County Clerk, and are in draft form until approved at the next meeting.

July 9, 2025



Wood County WISCONSIN

OFFICE OF
HIGHWAY COMMISSIONER

Roland Hawk
COMMISSIONER

July 31, 2025

To: Highway, Infrastructure & Recreation Committee

From: Roland Hawk, PE Highway Commissioner

Subject: Commissioner Report for August 7, 2025, HIRC meeting

Department Activities

Personnel/Administration

Highway Department currently has no vacancies.

On Tuesday, July 29 the Federal Highway Administration and WisDOT Bureau of Structures conducted two (2) field reviews on two Wood County bridges. The field reviews are designed to examine inspection report documentation to justify the National Bridge Inventory (NBI) condition ratings for the Deck, Superstructure, and Substructure within allowable tolerances per the FHWA. Both inspections passed with high marks and no corrective actions were required.

An inquiry was made to the Highway Department regarding access on CTH Z (Griffith Ave) for three 0.46-acre parcels that were platted in the late 1960's which is several years prior to the current access policy. When the parcels were platted and sold, the owner never installed driveways. Highway staff provided options for access that align with the current policy, however the individual did not like the proposal and questioned if the Highway Department has authority to dictate where the access can be constructed. The person inquiring did not submit an official permit for constructing a driveway.

Commissioner and staff have been working on proposed 2026 budget.

Highway/Facility Projects

- WisDOT STP Project CTH F & HH Intersection **Construction 2026**
 - Design Engineering complete
 - R/W acquisition complete.
 - Project will be LET for Bids November 2025
- WisDOT STP Bridge CTH N (STH 186 – CTH N) **Construction 2025**
 - LET for Bids on 12-10-24 (\$416,823) Pheifer Brothers Construction Co
 - Preconstruction meeting is scheduled for August 21
- WisDOT STP Urban (BIL) CTH U Village of Biron **Construction 2026**
 - Design Engineering 90% Complete
 - R/W Plat recorded and R/W acquisition nearly complete
 - Borrow site (pond) anticipated summer/fall 2025.
 - Coordination of box culvert replacement, to be performed by Wood Co Hwy. in August 2025
- CTH BB Realignment Project
 - Anticipated completion August 2025

- Marshfield Brine Building
 - Work completed,
 - Commissioner obtained a new High-capacity brine maker through WisDOT. Expect to take delivery later in 2025, will be operational before 2026 winter season.
- CTH A Corridor Preliminary Engineering
 - 30% Preliminary engineering complete
 - Commissioner submitted Federal Build/Raise Grant 1-29-25/**NOT AWARDED in Round 1.**
- CTH AA Lynn Creek
 - Preliminary Road & Structure Plans 90% complete.
 - Preliminary Estimate \$1.9 million
 - Commissioner exploring funding options
 - Commissioner reassigned \$139,651 LRIP funds to the Lynn Creek Bridge replacement
- Marshfield Facility Fueling Station
 - Work began July 29 and is expected to take 6 – 8 weeks to complete

Highway Maintenance

Work in July included:

- Asphalt patches
- Concrete blow-up repairs
- Sign replacements
- Culvert replacements
- Mowing & spraying roadside vegetation

WCHA Events & Misc. Meetings since last HIRC meeting

Commissioner attended the following events/meetings:

- July 2 – WCHA Special Board of Director's meeting, virtual
- July 8 – WCHA By-Law Review Committee, virtual
- July 9 – HIRC Meeting
- July 14 – WCHA Executive Committee meeting, virtual
- July 16 – North Central Region Commissioner meeting, Crandon
- July 17 – CTH AA, Plank Hill/Lynn Creek Progress Meeting, Virtual
- July 21 – WCHA Board of Director's meeting, virtual
- July 22 – County Board meeting
- July 22 – Meeting with Town of Remington Road Superintendent
- July 23 – Wood County Local Emergency Planning Committee, virtual
- July 24 – WisDOT Local Road Entitlement System stake holder meeting, virtual
- July 24 – Marshfield Facility Fuel System preconstruction meeting
- July 29 – Federal Highway Administration bridge inspection field reviews
- July 30 – Village of Biron pre-construction meeting for CTH U structure replacement
- July 31 – WisDOT Local Officials meeting for STH 186, virtual

EQUIPMENT

New high capacity brine maker is anticipated to be installed at the Marshfield facility between October and early December. WisDOT is providing 100% of the funding to purchase the brine maker and equipment. WisDOT has also committed to funding 60% of a new salt shed to be constructed on the Dexterville site located near the intersection of STH 80 and STH 54. The WisDOT funding is available as part of their FY 2026 budget. The Highway Department is requesting \$300,000 for the County's share of the salt shed and to prepare the site for construction.

Accounting Supervisor Report

By John Peckham, Wood County Highway Department Accounting Supervisor

HIRC Meeting

Revenues and Expenses

We received the second of three General Transportation Aids payments in early July. We have started up the asphalt plant so asphalt revenues have started to come in. Also, the increased trucking due to construction projects has resulted in higher machinery fund revenues, shown as an offset to expenses in Fund 53240. Local municipal revenues are traditionally low at this time of year while we focus on state and county work.

Other

I have begun work on the budget. I worked with Finance on the Position Allocation spreadsheet as a preliminary document utilized for budget preparation.

County of Wood
DETAILED INCOME STATEMENT W/SUBTOTALS
 Highway Departmentwide
 Thursday, July 31, 2025

		2025		
		Actual	Budget	Variance
				Variance %
REVENUES				
Intergovernmental Revenues				
43300	Federal Grants-American Recovery & Reinvest Act	\$172,714.73	\$400,000.00	(\$227,285.27)
43531	State Aid-Transportation	1,909,049.31	2,497,341.00	(588,291.69)
43534	State Aid-LRIP	470,745.05	844,061.00	(373,315.95)
	Total Intergovernmental	2,552,509.09	3,741,402.00	(1,188,892.91)
Licenses and Permits				
44101	Utility Permits	21,287.63	30,550.00	(9,262.37)
	Total Licenses and Permits	21,287.63	30,550.00	(9,262.37)
Intergovernmental Charges for Services				
47230	State Charges	989,783.18	1,264,109.00	(274,325.82)
47231	State Charges-Highway	174,125.02	268,014.00	(93,888.98)
47232	State Charges-Machinery	26,423.91	(14,629.00)	41,052.91
47300	Local Gov Chgs	242,906.02	848,896.00	(605,989.98)
47330	Local Gov Chgs-Transp	341,507.90	1,964,726.00	(1,623,218.10)
47332	Local Gov Chgs-Roads		267,134.00	(267,134.00)
47333	Local Gov Chgs-Bridges		117,697.00	(117,697.00)
	Total Charges to Other Governments	1,774,746.03	4,715,947.00	(2,941,200.97)
Interdepartmental Charges for Services				
47470	Dept Charges-Highway	364,480.06	2,731,559.00	(2,367,078.94)
	Total Interdepartmental Charges	364,480.06	2,731,559.00	(2,367,078.94)
	Total Intergovernmental Charges for Services	2,139,226.09	7,447,506.00	(5,308,279.91)
Miscellaneous				
48340	Gain/Loss-Sale of Salvage and Waste	2,730.20	10,605.00	(7,874.80)
	Total Miscellaneous	2,730.20	10,605.00	(7,874.80)
Other Financing Sources				
49110	Proceeds from Long-Term Debt		2,451,500.00	(2,451,500.00)
49280	Transfer from Trust Funds	470,745.05		470,745.05
	Total Other Financing Sources	470,745.05	2,451,500.00	(1,980,754.95)
	TOTAL REVENUES	5,186,498.06	13,681,563.00	(8,495,064.94)
EXPENDITURES				
Public Works-Highway				
53110	Hwy-Administration	259,315.36	437,391.41	178,076.05
53120	Hwy-Engineer	127,736.99	210,931.64	83,194.65
53191	Hwy-Other Administration	232,973.28	402,931.49	169,958.21
53210	Hwy-Employee Taxes & Benefits	(1,081,465.12)		1,081,465.12
53220	Hwy-Field Tools	24,594.05	(45,534.22)	(70,128.27)
53230	Hwy-Shop Operations	181,025.74	397,971.95	216,946.21
53232	Hwy-Fuel Handling	(12,634.24)	(17,766.00)	(5,131.76)
53240	Hwy-Machinery Operations	(1,090,184.64)	(71,912.30)	1,018,272.34
53250	Hwy-Crushing Operations	32,505.94	17,936.97	(14,568.97)
53251	Hwy-Crushing Operations Production	88,169.32	103,564.60	15,395.28
53260	Hwy-Bituminous Ops	69,340.17	214,888.22	145,548.05
53266	Hwy-Bituminous Ops	456,614.34	2,017,610.84	1,560,996.50
53270	Hwy-Buildings & Grounds	210,130.60	233,326.35	23,195.75
53290	Hwy-Salt Brine Operations	(7,886.78)	(1,013.49)	6,873.29
53291	Hwy-Salt Brine Operations	14,888.50	(4,800.49)	(19,688.99)
53281	Hwy-Acquistion of Capital Assets	652,213.13		(652,213.13)
53310	Hwy-Maintenance CTHS		65,522.15	65,522.15
53311	Hwy-Maint CTHS Patrol Sectn	1,597,341.20	2,296,960.44	699,619.24
53312	Hwy-Snow Remov	828,323.60	990,000.16	161,676.56
53313	Hwy-Maintenance Gang	116,787.14	217,072.03	100,284.89
53314	Hwy-Maint Gang-Materials	2,090.00	8,302.00	6,212.00
53320	Hwy-Maint STHS	1,214,555.78	1,264,109.05	49,553.27
53330	Hwy-Local Roads	558,985.77	1,964,726.04	1,405,740.27
53340	Hwy-County-Aid Road Construction	105,126.82	330,037.42	224,910.60
53341	Hwy-County-Aid Bridge Construction	81,372.28	250,731.09	169,358.81
53490	Hwy-State & Local Other Services	309,538.22	848,895.86	539,357.64
53491	Hwy-ATV Route Signage		17,346.37	17,346.37
	Total Public Works-Highway	4,971,457.45	12,149,229.58	7,177,772.13
Capital Outlay				
57310	Highway Capital Projects	1,573,216.27	3,423,665.39	1,850,449.12

County of Wood
 DETAILED INCOME STATEMENT W/SUBTOTALS
 Highway Departmentwide
 Thursday, July 31, 2025

		2025		Variance	Variance %
		Actual	Budget		
	Total Capital Outlay	1,573,216.27	3,423,665.39	1,850,449.12	54.05%
	Other Financing Uses				
59210	Transfers to General Fund	470,745.05		(470,745.05)	0.00%
	Total Other Financing Uses	470,745.05		(470,745.05)	0.00%
	TOTAL EXPENDITURES	7,015,418.77	15,572,894.97	8,557,476.20	54.95%
	NET INCOME (LOSS) *	(1,828,920.71)	(1,891,331.97)	62,411.26	(3.30%)

Committee Report

County of Wood

Report of claims for: HIGHWAY

For the period of: JUNE

For the range of vouchers: 16251292 - 16251587

Voucher	Vendor Name	Nature of Claim	Doc Date	Amount	Paid
16251292	US BANK	PROCUREMENT CARD PURCHASES	06/17/2025	\$1,872.11	P
16251293	AMAZON CAPITAL SERVICES	PARTS	06/17/2025	\$134.08	P
16251294	BECKER TRUCKING & EXCAVATING INC	AGGREGATES	06/01/2025	\$365.56	P
16251295	AFTER ALL INC	PRIVATE TRUCKS	06/12/2025	\$9,360.00	P
16251296	DEAN ALTMANN TRUCKING & EXCAVATING INC	PRIVATE TRUCKS	06/12/2025	\$6,468.75	P
16251297	SCHILL TRUCKING INC	PRIVATE TRUCKS	06/12/2025	\$4,500.00	P
16251298	WEICHELT TRUCKING & EXCAVATING	PRIVATE TRUCKS	06/12/2025	\$7,590.00	P
16251299	AEGIS CORPORATION	NOTARY BOND	06/06/2025	\$30.00	P
16251300	JFTCO INC	5051 CATERPILLAR PAVER	03/25/2025	\$335,445.62	P
16251301	HOME DEPOT CREDIT SERVICES	PARTS	06/05/2025	\$265.92	P
16251302	INSIGHT FS	LP GAS	05/06/2025	\$80.57	P
16251303	TOWN OF MARSHFIELD	STADT ROAD BRIDGE	06/15/2025	\$2,990.03	P
16251304	MID-STATES EQUIPMENT & SUPPLY	MASTIC	06/16/2025	\$60,517.23	P
16251305	MOSINEE MACHINE & ELECTRIC	PARTS	05/12/2025	\$592.83	P
16251306	PROVISION PARTNERS	DIESEL FUEL & GASOLINE	05/31/2025	\$47,598.62	P
16251307	ROGANS SHOES	SAFETY SHOES	06/16/2025	\$250.00	P
16251308	TRI-COUNTY PAVING INC	CTH T MILLING	06/17/2025	\$14,691.60	P
16251309	WATER WORKS & LIGHTING COMM	UTILITIES - HOT MIX	06/11/2025	\$277.99	P
16251310	WE ENERGIES	NATURAL GAS - MFLD SHOP	06/12/2025	\$264.95	P
16251311	WHIRLWIND SWEEPING WI INC	SWEEPING	06/16/2025	\$750.00	P
16251312	WESTWOOD PROFESSIONAL SERVICES INC	CTH U EXTENSION	06/10/2025	\$13,509.61	P
16251313	WI DEPT OF TRANSPORTATION - BFS	PROJECT COSTS	06/02/2025	\$402.62	P
16251314	WI DEPT OF TRANSPORTATION - BFS	PROJECT COSTS	06/02/2025	\$147.84	P
16251315	WI DEPT OF TRANSPORTATION - BFS	PROJECT COSTS	06/02/2025	\$361.90	P
16251316	WI DEPT OF TRANSPORTATION - BFS	PROJECT COSTS	06/02/2025	\$3,526.01	P
16251317	HBS TRANSPORT LLC	3287 CHEVROLET VAN	06/18/2025	\$3,500.00	P
16251318	BOHN TRUCKING & EXCAVATING INC	HOT MIX SAND	06/13/2025	\$17,572.01	P
16251319	MILESTONE MATERIALS	AGGREGATES	06/18/2025	\$1,017.56	P
16251320	WEIS RICK	RETURN OF PERMIT DEPOSIT	01/29/2025	\$300.00	P
16251321	TRACHTE LYNN	RETURN OF PERMIT DEPOSIT	04/15/2025	\$300.00	P
16251322	WHIPPLE BRANDON	RETURN OF PERMIT DEPOSIT	01/07/2025	\$300.00	P
16251323	AMAZON CAPITAL SERVICES	PARTS	06/23/2025	\$172.50	P
16251324	AMAZON CAPITAL SERVICES	OFFICE SUPPLIES	06/30/2025	\$17.76	P
16251325	ADVANCE JANITORIAL SERVICE & SUPPLY	CARPET/FLOOR & CLEANING SVC	06/25/2025	\$718.23	P

HIGHWAY - JUNE

16251292 - 16251587

Voucher	Vendor Name	Nature of Claim	Doc Date	Amount	Paid
16251326	AT&T-ATLANTA	TELEPHONE - MFLD	06/21/2025	\$49.63	P
16251327	BACH EXCAVATING LLC	AGGREGATES	06/20/2025	\$175.50	P
16251328	BACH EXCAVATING LLC	AGGREGATES	06/20/2025	\$9,067.50	P
16251329	BACH EXCAVATING LLC	AGGREGATES	06/27/2025	\$4,972.50	P
16251330	CORRE INC	CTH Z STP BRIDGE 2025.72.24	06/27/2025	\$13,101.25	P
16251331	CORRE INC	CTH Z STP BRIDGE 2025.72.24	05/31/2025	\$1,128.75	P
16251332	EARTH INC	AGGREGATES	07/01/2025	\$846.61	P
16251333	HENRY G MEIGS LLC	AMIGUARD RPE-R	06/23/2025	\$50,716.78	P
16251334	K&C CLEANING LLC	MFLD SHOP CLEANING	07/01/2025	\$175.00	P
16251335	J KISSNER ASPHALT PAVING & MAINTENANCE	ASPHALT PAVING	06/13/2025	\$16,390.00	P
16251336	MEAD & HUNT	CTH AA PROF SVCS	06/12/2025	\$26,391.91	P
16251337	MILESTONE MATERIALS	AGGREGATES	06/20/2025	\$17,807.18	P
16251338	QUEST CIVIL ENGINEERS LLC	WETLANDS MONITORING	06/18/2025	\$3,673.80	P
16251339	REGISTRATION FEE TRUST	TITLE AND REGISTRATION	06/24/2025	\$169.50	P
16251340	SOLARUS	TELEPHONE - WR & HOT MIX	07/01/2025	\$148.20	P
16251341	STERLING WATER INC	WATER FOR HOT MIX	06/30/2025	\$57.60	P
16251342	T H AGRI CHEMICALS INC	SPRAY CHEMICALS	06/12/2025	\$15,721.85	P
16251343	TRI-COUNTY PAVING INC	PULVERIZING	06/27/2025	\$5,253.43	P
16251344	UNITED RENTALS NORTH AMERICA INC	EQUIPMENT RENTAL	06/19/2025	\$248.68	P
16251345	WHIRLWIND SWEEPING WI INC	MILLING	06/23/2025	\$2,500.00	P
16251346	WK CONSTRUCTION CO INC	CIP RECYCLING	06/30/2025	\$357,053.90	P
16251347	HAAS MARY	CTHF/HH RIGHT OF WAY ACQ	06/19/2025	\$250.00	P
16251348	FREDETTE AMY AND PAUL	CTHF/HH RIGHT OF WAY ACQ	06/19/2025	\$2,341.58	P
16251349	LUBECK JUDITH A	CTHF/HH RIGHT OF WAY ACQ	06/19/2025	\$951.39	P
16251350	BAUMBACH CHRIS J	CTHF/HH RIGHT OF WAY ACQ	06/19/2025	\$2,494.66	P
16251351	ANDERSON KIM A	CTHF/HH RIGHT OF WAY ACQ	06/19/2025	\$636.26	P
16251352	FELCH SUSAN	CTHF/HH RIGHT OF WAY ACQ	06/19/2025	\$340.00	P
16251353	SIKORA JOYCE	CTHF/HH RIGHT OF WAY ACQ	06/19/2025	\$1,452.32	P
16251354	STAPLES ADVANTAGE	OFFICE SUPPLIES	06/26/2025	\$97.52	P
16251355	AMAZON CAPITAL SERVICES	OFFICE SUPPLIES	07/02/2025	\$13.99	P
16251356	AMAZON CAPITAL SERVICES	PARTS	07/02/2025	\$21.33	P
16251357	AMAZON CAPITAL SERVICES	PARTS	07/02/2025	\$539.40	P
16251358	ADVANCE AUTO PARTS (Wis Rapids)	PARTS	06/03/2025	\$49.95	P
16251359	ADVANCE AUTO PARTS (Wis Rapids)	PARTS	06/03/2025	\$42.88	P
16251360	ADVANCE AUTO PARTS (Wis Rapids)	PARTS	06/03/2025	\$49.86	P
16251361	ADVANCE AUTO PARTS (Wis Rapids)	PARTS	06/04/2025	(\$125.18)	P
16251362	ADVANCE AUTO PARTS (Wis Rapids)	PARTS	06/04/2025	\$10.60	P
16251363	ADVANCE AUTO PARTS (Wis Rapids)	PARTS	06/04/2025	\$170.17	P
16251364	ADVANCE AUTO PARTS (Wis Rapids)	PARTS	06/04/2025	\$108.80	P
16251365	ADVANCE AUTO PARTS (Wis Rapids)	PARTS	06/04/2025	\$14.08	P
16251366	ADVANCE AUTO PARTS (Wis Rapids)	PARTS	06/04/2025	\$22.99	P
16251367	ADVANCE AUTO PARTS (Wis Rapids)	PARTS	06/05/2025	(\$22.00)	P
16251368	ADVANCE AUTO PARTS (Wis Rapids)	PARTS	06/05/2025	\$10.60	P
16251369	ADVANCE AUTO PARTS (Wis Rapids)	PARTS	06/09/2025	\$5.56	P

HIGHWAY - JUNE

16251292 - 16251587

Voucher	Vendor Name	Nature of Claim	Doc Date	Amount	Paid
16251370	ADVANCE AUTO PARTS (Wis Rapids)	PARTS	06/09/2025	\$127.94	P
16251371	ADVANCE AUTO PARTS (Wis Rapids)	PARTS	06/11/2025	\$14.52	P
16251372	ADVANCE AUTO PARTS (Wis Rapids)	PARTS	06/11/2025	\$178.48	P
16251373	ADVANCE AUTO PARTS (Wis Rapids)	PARTS	06/11/2025	\$9.31	P
16251374	ADVANCE AUTO PARTS (Wis Rapids)	ADVANCE AUTO PARTS (Wis Rapids)	06/11/2025	\$0.00	P
16251375	ADVANCE AUTO PARTS (Wis Rapids)	PARTS	06/11/2025	\$0.68	P
16251376	ADVANCE AUTO PARTS (Wis Rapids)	PARTS	06/11/2025	\$44.16	P
16251377	ADVANCE AUTO PARTS (Wis Rapids)	PARTS	06/11/2025	(\$47.51)	P
16251378	ADVANCE AUTO PARTS (Wis Rapids)	PARTS	06/12/2025	\$9.85	P
16251379	ADVANCE AUTO PARTS (Wis Rapids)	PARTS	06/16/2025	\$304.37	P
16251380	ADVANCE AUTO PARTS (Wis Rapids)	PARTS	06/17/2025	\$297.58	P
16251381	ADVANCE AUTO PARTS (Wis Rapids)	PARTS	06/17/2025	\$17.79	P
16251382	ADVANCE AUTO PARTS (Wis Rapids)	PARTS	06/17/2025	\$56.38	P
16251383	ADVANCE AUTO PARTS (Wis Rapids)	PARTS	06/17/2025	\$238.22	P
16251384	ADVANCE AUTO PARTS (Wis Rapids)	PARTS	06/17/2025	(\$62.32)	P
16251385	ADVANCE AUTO PARTS (Wis Rapids)	PARTS	06/18/2025	\$13.64	P
16251386	ADVANCE AUTO PARTS (Wis Rapids)	PARTS	06/18/2025	\$261.50	P
16251387	ADVANCE AUTO PARTS (Wis Rapids)	PARTS	06/18/2025	\$12.54	P
16251388	ADVANCE AUTO PARTS (Wis Rapids)	PARTS	06/18/2025	\$2.09	P
16251389	ADVANCE AUTO PARTS (Wis Rapids)	PARTS	06/19/2025	\$127.08	P
16251390	ADVANCE AUTO PARTS (Wis Rapids)	PARTS	06/19/2025	\$3.43	P
16251391	ADVANCE AUTO PARTS (Wis Rapids)	PARTS	06/19/2025	\$113.50	P
16251392	ADVANCE AUTO PARTS (Wis Rapids)	PARTS	06/19/2025	(\$175.52)	P
16251393	ADVANCE AUTO PARTS (Wis Rapids)	PARTS	06/19/2025	(\$496.67)	P
16251394	ADVANCE AUTO PARTS (Wis Rapids)	PARTS	06/19/2025	\$6.90	P
16251395	ADVANCE AUTO PARTS (Wis Rapids)	PARTS	06/23/2025	\$26.98	P
16251396	ADVANCE AUTO PARTS (Wis Rapids)	PARTS	06/23/2025	\$22.48	P
16251397	ADVANCE AUTO PARTS (Wis Rapids)	PARTS	06/24/2025	\$78.18	P
16251398	ADVANCE AUTO PARTS (Wis Rapids)	PARTS	06/24/2025	\$66.12	P
16251399	ADVANCE AUTO PARTS (Wis Rapids)	PARTS	06/24/2025	(\$167.08)	P
16251400	ADVANCE AUTO PARTS (Wis Rapids)	PARTS	06/24/2025	\$20.02	P
16251401	ADVANCE AUTO PARTS (Wis Rapids)	PARTS	06/25/2025	\$140.27	P
16251402	ADVANCE AUTO PARTS (Wis Rapids)	PARTS	06/26/2025	\$165.01	P
16251403	ADVANCE AUTO PARTS (Wis Rapids)	PARTS	06/26/2025	\$36.92	P
16251404	ADVANCE AUTO PARTS (Wis Rapids)	PARTS	06/26/2025	\$102.36	P
16251405	ADVANCE AUTO PARTS (Wis Rapids)	PARTS	06/30/2025	\$207.30	P
16251406	ACE HARDWARE	PARTS	06/24/2025	\$48.58	P
16251407	APPLIED INDUSTRIAL TECHNOLOGIES INC	PARTS	06/05/2025	\$1,486.14	P
16251408	APPLIED INDUSTRIAL TECHNOLOGIES INC	PARTS	06/18/2025	\$9.15	P
16251409	APPLIED INDUSTRIAL TECHNOLOGIES INC	PARTS	06/19/2025	\$83.28	P
16251410	APPLIED INDUSTRIAL TECHNOLOGIES INC	PARTS	06/19/2025	\$34.32	P
16251411	APPLIED INDUSTRIAL TECHNOLOGIES INC	PARTS	06/20/2025	\$603.26	P
16251412	APPLIED INDUSTRIAL TECHNOLOGIES INC	PARTS	06/23/2025	\$321.15	P
16251413	APPLIED INDUSTRIAL TECHNOLOGIES INC	PARTS	06/24/2025	\$172.20	P

HIGHWAY - JUNE

16251292 - 16251587

Voucher	Vendor Name	Nature of Claim	Doc Date	Amount	Paid
16251414	APPLIED INDUSTRIAL TECHNOLOGIES INC	PARTS	06/05/2025	\$313.42	P
16251415	APPLIED INDUSTRIAL TECHNOLOGIES INC	PARTS	06/10/2025	\$144.89	P
16251416	APPLIED INDUSTRIAL TECHNOLOGIES INC	PARTS	06/12/2025	\$532.34	P
16251417	APPLIED INDUSTRIAL TECHNOLOGIES INC	PARTS	06/24/2025	\$134.25	P
16251418	ARING EQUIPMENT COMPANY	PARTS	06/04/2025	\$3,747.37	P
16251419	ARING EQUIPMENT COMPANY	PARTS	05/02/2025	\$83.76	P
16251420	ARING EQUIPMENT COMPANY	PARTS	05/06/2025	\$584.38	P
16251421	ARING EQUIPMENT COMPANY	PARTS	05/13/2025	\$374.91	P
16251422	ARING EQUIPMENT COMPANY	PARTS	05/15/2025	(\$459.38)	P
16251423	ARING EQUIPMENT COMPANY	PARTS	05/15/2025	\$526.79	P
16251424	ARING EQUIPMENT COMPANY	PARTS	05/21/2025	(\$1,515.15)	P
16251425	ARING EQUIPMENT COMPANY	PARTS	05/21/2025	(\$1,429.52)	P
16251426	ASCENDANCE TRUCKS CENTRAL LLC	PARTS	05/20/2025	\$306.18	P
16251427	ASCENDANCE TRUCKS CENTRAL LLC	PARTS	06/04/2025	\$1,172.55	P
16251428	ASCENDANCE TRUCKS CENTRAL LLC	PARTS	06/12/2025	\$163.25	P
16251429	ASCENDANCE TRUCKS CENTRAL LLC	PARTS	05/22/2025	(\$21.44)	P
16251430	ASCENDANCE TRUCKS CENTRAL LLC	PARTS	05/22/2025	(\$25.99)	P
16251431	ASCENDANCE TRUCKS CENTRAL LLC	PARTS	05/22/2025	(\$39.84)	P
16251432	ARI-HETRA	PARTS	06/19/2025	\$1,335.50	P
16251433	BEAVER OF WISCONSIN INC	PARTS	06/17/2025	\$307.25	P
16251434	BECKER TRUCKING & EXCAVATING INC	CULVERTS	06/13/2025	\$6,456.66	P
16251435	BECKER TRUCKING & EXCAVATING INC	PARTS	06/30/2025	\$853.07	P
16251436	BECKER TRUCKING & EXCAVATING INC	AGGREGATES	07/01/2025	\$7,352.19	P
16251437	CITY OF MARSHFIELD	MANHOLE INSERT	06/20/2025	\$204.75	P
16251438	CRESCENT ELECTRIC SUPPLY CO	PARTS	06/05/2025	\$5.45	P
16251439	COMPLETE CONTROL	HVAC REPAIR	06/18/2025	\$422.56	P
16251440	FASTENAL COMPANY	PARTS	06/04/2025	\$1,380.26	P
16251441	FASTENAL COMPANY	PARTS	06/10/2025	\$140.68	P
16251442	FASTENAL COMPANY	PARTS	06/11/2025	\$405.15	P
16251443	FERGUSON ENTERPRISES LLC	PARTS	06/17/2025	\$41.54	P
16251444	FRONTIER	TELEPHONE - MFLD	06/28/2025	\$95.54	P
16251445	GANDRUD CHEVROLET/NISSAN	PARTS	06/05/2025	\$5,685.78	P
16251446	GOWEY ABSTRACT & TITLE COMPANY INC	CTH BB	07/03/2025	\$100.00	P
16251447	HAAS BUILDERS SUPPLY INC	PARTS	06/11/2025	\$234.00	P
16251448	HALRON LUBRICANTS INC	PARTS	06/05/2025	\$110.37	P
16251449	HALRON LUBRICANTS INC	PARTS	06/20/2025	\$614.74	P
16251450	HALRON LUBRICANTS INC	PARTS	06/26/2025	\$190.65	P
16251451	HALRON LUBRICANTS INC	PARTS	06/26/2025	\$305.12	P
16251452	HALRON LUBRICANTS INC	PARTS	06/26/2025	(\$20.00)	P
16251453	INSIGHT FS	LP GAS	06/04/2025	\$49.76	P
16251454	ISTATE TRUCK CENTER	PARTS	06/02/2025	\$292.41	P
16251455	ISTATE TRUCK CENTER	PARTS	06/02/2025	\$84.53	P
16251456	ISTATE TRUCK CENTER	PARTS	06/03/2025	\$241.24	P
16251457	ISTATE TRUCK CENTER	PARTS	06/03/2025	\$95.18	P

HIGHWAY - JUNE

16251292 - 16251587

Voucher	Vendor Name	Nature of Claim	Doc Date	Amount	Paid
16251458	ISTATE TRUCK CENTER	PARTS	06/11/2025	\$744.16	P
16251459	ISTATE TRUCK CENTER	PARTS	06/12/2025	\$51.84	P
16251460	ISTATE TRUCK CENTER	PARTS	06/16/2025	\$569.49	P
16251461	ISTATE TRUCK CENTER	PARTS	06/23/2025	\$68.16	P
16251462	ISTATE TRUCK CENTER	PARTS	06/23/2025	\$3.04	P
16251463	ISTATE TRUCK CENTER	PARTS	06/24/2025	\$19.79	P
16251464	ISTATE TRUCK CENTER	PARTS	06/25/2025	\$86.95	P
16251465	ISTATE TRUCK CENTER	PARTS	06/25/2025	\$228.17	P
16251466	ISTATE TRUCK CENTER	PARTS	06/25/2025	\$1,711.95	P
16251467	ISTATE TRUCK CENTER	PARTS	06/25/2025	\$148.59	P
16251468	ISTATE TRUCK CENTER	PARTS	06/26/2025	\$67.87	P
16251469	ISTATE TRUCK CENTER	PARTS	06/27/2025	\$67.01	P
16251470	ISTATE TRUCK CENTER	PARTS	06/27/2025	(\$92.00)	P
16251471	JFTCO INC	PARTS	06/10/2025	\$101.38	P
16251472	JFTCO INC	PARTS	06/10/2025	\$1,462.05	P
16251473	JFTCO INC	PARTS	06/12/2025	\$3.37	P
16251474	JFTCO INC	PARTS	06/18/2025	\$2,245.59	P
16251475	JFTCO INC	PARTS	06/19/2025	\$16.42	P
16251476	JFTCO INC	PARTS	06/23/2025	\$678.71	P
16251477	JX ENTERPRISES INC	PARTS	06/02/2025	\$595.99	P
16251478	JX ENTERPRISES INC	PARTS	06/03/2025	\$388.14	P
16251479	JX ENTERPRISES INC	PARTS	06/04/2025	\$595.99	P
16251480	JX ENTERPRISES INC	PARTS	06/17/2025	\$93.99	P
16251481	KRIETE TRUCK CENTER	PARTS	06/16/2025	\$10.46	P
16251482	LANGE ENTERPRISES	SIGNS	03/11/2025	\$463.92	P
16251483	LANGE ENTERPRISES	SIGNS	03/18/2025	\$3,747.52	P
16251484	MARSHFIELD UTILITIES	UTILITIES - MFLD	06/30/2025	\$129.62	P
16251485	MARSHFIELD UTILITIES	UTILITIES - MFLD	06/30/2025	\$651.75	P
16251486	MARSHFIELD UTILITIES	UTILITIES - MFLD	06/30/2025	\$46.52	P
16251487	MONROE TRUCK EQUIPMENT	PARTS	06/10/2025	\$1,553.17	P
16251488	MOSINEE MACHINE & ELECTRIC	EQUIPMENT REPAIR	06/05/2025	\$258.40	P
16251489	MISSISSIPPI WELDERS SUPPLY CO INC	WELDING SUPPLIES	06/19/2025	\$514.45	P
16251490	MISSISSIPPI WELDERS SUPPLY CO INC	WELDING SUPPLIES	06/19/2025	\$420.00	P
16251491	MISSISSIPPI WELDERS SUPPLY CO INC	WELDING SUPPLIES	06/26/2025	\$53.32	P
16251492	MISSISSIPPI WELDERS SUPPLY CO INC	WELDING SUPPLIES	06/26/2025	\$480.20	P
16251493	MISSISSIPPI WELDERS SUPPLY CO INC	WELDING SUPPLIES	06/30/2025	\$285.00	P
16251494	NAPA CENTRAL WI AUTO PARTS	PARTS	06/25/2025	\$226.99	P
16251495	NAPA CENTRAL WI AUTO PARTS	PARTS	06/10/2025	\$34.60	P
16251496	NAPA CENTRAL WI AUTO PARTS	PARTS	06/11/2025	\$41.38	P
16251497	NAPA CENTRAL WI AUTO PARTS	PARTS	06/18/2025	\$449.98	P
16251498	NAPA CENTRAL WI AUTO PARTS	PARTS	06/25/2025	\$231.78	P
16251499	NAPA CENTRAL WI AUTO PARTS	PARTS	06/19/2025	(\$336.99)	P
16251500	NAPA CENTRAL WI AUTO PARTS	PARTS	06/25/2025	(\$199.99)	P
16251501	NORTH CENTRAL UTILITY OF WI LLC	PARTS	06/02/2025	\$8.84	P

HIGHWAY - JUNE

16251292 - 16251587

Voucher	Vendor Name	Nature of Claim	Doc Date	Amount	Paid
16251502	NORTH CENTRAL UTILITY OF WI LLC	PARTS	06/05/2025	\$54.72	P
16251503	NORTH CENTRAL UTILITY OF WI LLC	PARTS	06/09/2025	\$32.80	P
16251504	NORTH CENTRAL UTILITY OF WI LLC	PARTS	06/17/2025	\$8.80	P
16251505	NORTH CENTRAL UTILITY OF WI LLC	PARTS	06/19/2025	\$84.64	P
16251506	NORTH CENTRAL UTILITY OF WI LLC	PARTS	06/20/2025	\$735.20	P
16251507	NORTH CENTRAL UTILITY OF WI LLC	PARTS	06/23/2025	\$280.50	P
16251508	NORTH CENTRAL UTILITY OF WI LLC	PARTS	06/24/2025	\$41.44	P
16251509	NORTH CENTRAL UTILITY OF WI LLC	PARTS	06/26/2025	\$92.55	P
16251510	NORTH CENTRAL UTILITY OF WI LLC	PARTS	06/27/2025	\$2.35	P
16251511	NOVUS AUTO GLASS	GLASS REPAIR	06/09/2025	\$350.00	P
16251512	O'REILLY AUTO PARTS	PARTS	06/02/2025	\$300.55	P
16251513	POMP'S TIRE SERVICE INC - Milw	TIRES	06/25/2025	\$203.68	P
16251514	POMP'S TIRE SERVICE INC - Milw	TIRES	06/30/2025	\$518.32	P
16251515	POMP'S TIRE SERVICE INC - Milw	PARTS	06/30/2025	(\$518.32)	P
16251516	POMP'S TIRE SERVICE INC - Milw	PARTS	06/30/2025	\$518.32	P
16251517	POMP'S TIRE SERVICE INC - Milw	TIRES	06/30/2025	\$518.32	P
16251518	POWER PAC INC	PARTS	06/03/2025	\$69.30	P
16251519	POWER PAC INC	PARTS	06/05/2025	(\$28.57)	P
16251520	POWER PAC INC	PARTS	06/09/2025	\$14.63	P
16251521	POWER PAC INC	PARTS	06/09/2025	(\$14.63)	P
16251522	PRECISE MRM LLC	PARTS	06/30/2025	\$550.00	P
16251523	RAPIDS FORD LLC	PARTS	06/11/2025	\$53.11	P
16251524	RAPIDS FORD LLC	PARTS	06/13/2025	\$72.36	P
16251525	RAPIDS FORD LLC	PARTS	06/18/2025	\$167.85	P
16251526	RAPIDS FORD LLC	PARTS	06/18/2025	\$53.98	P
16251527	JOHN DEERE FINANCIAL	PARTS	06/26/2025	\$921.12	P
16251528	RIVER VALLEY SUPPLY	PARTS	06/17/2025	\$424.58	P
16251529	RAPIDS RENTAL & SUPPLY	PARTS	06/23/2025	\$56.98	P
16251530	RAPIDS RENTAL & SUPPLY	PARTS	06/24/2025	\$74.36	P
16251531	SERVICE MOTOR COMPANY	PARTS	06/12/2025	\$67.63	P
16251532	SERVICE MOTOR COMPANY	PARTS	06/12/2025	\$251.63	P
16251533	S&R TRUCK LLC	PARTS	06/09/2025	\$73.53	P
16251534	S&R TRUCK LLC	PARTS	06/19/2025	\$439.16	P
16251535	S&R TRUCK LLC	PARTS	06/25/2025	\$219.58	P
16251536	S&R TRUCK LLC	PARTS	06/26/2025	\$36.02	P
16251537	S&R TRUCK LLC	PARTS	06/30/2025	\$128.30	P
16251538	SUPERIOR CHEMICAL LLC	PARTS	06/11/2025	\$287.36	P
16251539	SWIDERSKI EQUIPMENT INC	PARTS	06/24/2025	\$684.58	P
16251540	V & H AUTOMOTIVE INC	PARTS	06/06/2025	\$812.50	P
16251541	V & H AUTOMOTIVE INC	PARTS	06/13/2025	(\$500.00)	P
16251542	WATER WORKS & LIGHTING COMM	UTILITIES - WR SHOP	06/25/2025	\$53.74	P
16251543	WATER WORKS & LIGHTING COMM	UTILITIES - WR SHOP	06/25/2025	\$2,597.16	P
16251544	WATER WORKS & LIGHTING COMM	UTILITIES - WR SHOP	06/25/2025	\$14.70	P
16251545	WATER WORKS & LIGHTING COMM	UTILITIES - WR SHOP	06/25/2025	\$2.48	P

HIGHWAY - JUNE

16251292 - 16251587

Voucher	Vendor Name	Nature of Claim	Doc Date	Amount	Paid
16251546	WATER WORKS & LIGHTING COMM	UTILITIES - WR SHOP	06/25/2025	\$2.48	P
16251547	WATER WORKS & LIGHTING COMM	UTILITIES - HOT MIX	06/25/2025	\$3,588.62	P
16251548	WATER WORKS & LIGHTING COMM	UTILITIES - BRINE	06/25/2025	\$299.71	P
16251549	WE ENERGIES	NATURAL GAS - HOT MIX	07/02/2025	\$2,514.17	P
16251550	WHEELERS OF WISCONSIN RAPIDS	PARTS	06/10/2025	\$120.91	P
16251551	WHEELERS OF WISCONSIN RAPIDS	PARTS	06/11/2025	\$153.99	P
16251552	WHEELERS OF WISCONSIN RAPIDS	PARTS	06/30/2025	\$99.36	P
16251553	WEYERS EQUIPMENT INC	PARTS	06/10/2025	\$254.29	P
16251554	WI COUNTY HIGHWAY ASSOCIATION	NACE DUES	06/25/2025	\$970.00	P
16251555	WISCONSIN METALS	BLACKSMITH STEEL	06/04/2025	\$632.00	P
16251556	WISCONSIN METALS	BLACKSMITH STEEL	06/25/2025	\$99.00	P
16251557	WI DEPT OF TRANSPORTATION - BFS	CTH U PROJECT COSTS	07/01/2025	\$2,454.81	P
16251558	WISCONSIN LIFTING SPECIALISTS	PARTS	06/16/2025	\$552.36	P
16251559	WISCONSIN VALLEY BUILDING PRODUCTS	PARTS	06/18/2025	\$233.76	P
16251560	ZARNOTH BRUSH WORKS INC	PARTS	06/24/2025	\$1,544.00	P
16251561	BECKER TRUCKING & EXCAVATING INC	CULVERTS	06/20/2025	\$4,221.15	P
16251562	AMAZON CAPITAL SERVICES	OFFICE SUPPLIES	07/09/2025	\$23.49	
16251563	ADAMS COUNTY HIGHWAY DEPT	CHIPSEAL	06/14/2025	\$10,428.59	
16251564	PROVISION PARTNERS	DIESEL FUEL & GASOLINE	06/30/2025	\$43,508.12	
16251565	BOHN TRUCKING & EXCAVATING INC	HOT MIX SAND	07/09/2025	\$9,612.23	
16251566	CINTAS CORPORATION	CLEANING RUGS & UNIFORMS	06/02/2025	\$513.19	
16251567	CINTAS CORPORATION	CLEANING RUGS & UNIFORMS	06/09/2025	\$513.19	
16251568	CINTAS CORPORATION	CLEANING RUGS & UNIFORMS	06/16/2025	\$508.06	
16251569	CINTAS CORPORATION	CLEANING RUGS & UNIFORMS	06/23/2025	\$506.59	
16251570	CINTAS CORPORATION	CLEANING RUGS & UNIFORMS	06/30/2025	\$506.59	
16251571	CINTAS CORPORATION	CLEANING RUGS & UNIFORMS	06/04/2025	\$1,197.05	
16251572	CINTAS CORPORATION	CLEANING RUGS & UNIFORMS	06/11/2025	\$1,168.52	
16251573	CINTAS CORPORATION	CLEANING RUGS & UNIFORMS	06/18/2025	\$1,251.34	
16251574	CINTAS CORPORATION	CLEANING RUGS & UNIFORMS	06/25/2025	\$1,137.51	
16251575	WEICHELT TRUCKING & EXCAVATING	PRIVATE TRUCKS	06/30/2025	\$1,512.50	
16251576	CINTAS CORPORATION	CLEANING RUGS & UNIFORMS	06/11/2025	\$48.71	
16251577	CINTAS CORPORATION	CLEANING RUGS & UNIFORMS	06/25/2025	\$48.71	
16251578	CNE GAS	NATURAL GAS - HOT MIX	07/10/2025	\$5,871.32	
16251579	HAAS TREE CARE LLC	EAB TREATMENT	07/13/2025	\$256.37	
16251580	HOME DEPOT CREDIT SERVICES	PARTS	07/04/2025	\$393.02	
16251581	MEAD & HUNT	CTH AA PREF SVCS	07/11/2025	\$14,085.23	
16251582	MILESTONE MATERIALS	AGGREGATES	07/11/2025	\$1,632.88	
16251583	WASTE MANAGEMENT	GARBAGE DISPOSAL	07/03/2025	\$514.73	
16251584	WATER WORKS & LIGHTING COMM	UTILITIES - HOT MIX	07/09/2025	\$277.99	
16251585	WE ENERGIES	NATURAL GAS - BRINE	07/08/2025	\$11.55	
16251586	WE ENERGIES	NATURAL GAS - WR SHOP	07/08/2025	\$91.67	
16251587	WE ENERGIES	NATURAL GAS - WR SHOP	07/08/2025	\$21.54	

Grand Total:**\$1,250,226.14**

Signatures

Committee Chair:

Committee Member:

Committee Member:

Committee Member:

Committee Member:

Committee Member:

Committee Member:

Committee Member:

Committee Member:

Accounting Supervisor Report

By John Peckham, Wood County Highway Department Accounting Supervisor

HIRC Meeting

Budget Comments

The Highway Department is requesting additional levy in an amount to be determined by the HIRC for the 2026 budget. The draft Budget Summary shows a levy amount of \$3,474,697 compared to \$1,938,381 for the 2025 budget; an increase of \$1,536,316. It should also be noted that the Department only received \$1,130,722 of the 2025 budgeted levy.

The increase is due to several factors:

- Wages
- LRIP funding – The 2026 budget includes \$291,785 in LRIP reimbursements but it is all earmarked for Capital Projects. The 2025 budget had \$844,061 of LRIP revenues in the Maintenance Fund; a figure reduced to zero in the 2026 budget.
- Patrol Sections – While keeping the anticipated revenues the same for conservative budgeting, materials costs have increased across the board. That can be seen in the Narrative report. It is particularly true for 1616-HWY-Patrol Sections, resulting in a \$464,823 swing.
- Machinery Operations- \$1,305,000 in anticipated equipment purchases as determined by the Highway Commissioner and Shop Supervisor. This is compared to \$995,000 in the 2025 budget; a difference of \$310,000.
- Snow Removal – While keeping the materials budget the same, increased wages resulted in a \$24,772 increase.

You will find explanatory notes on the “Department Operating Budget Narrative” for functions with figures that varied by +/- 10% compared to last year. I did not comment on the variances for which Finance entered the information (Wages, Insurance, PC charges, Time Off, FICA, etc.) While the entire budget document is quite large, the “Department Operating Budget Narrative” provides the most meaningful comparison to the prior year budget. For most line items, I calculated an average of the past 4 years revenues and expenses and used that figure. For others, I kept the same amounts as those from the 2025 budget.

Philosophical Practices When Creating the Highway Department Budget

These are some notes for anyone who might be interested in the thought process behind some of the functions and their related figures.

The Maintenance Fund (Departments 1610 – 1619) - While we anticipate more expenses, we also anticipate revenue with LRIP monies in most years. Those LRIP revenues have been applied to Capital Projects in the 2026 budget. At this time, we have not received an estimated calculation of GTA for 2026 so I used a conservative figure.

The Machinery Fund (Departments 1620 – 1629) is meant to mostly pay for itself with machinery revenues. Excess revenues in the fund are used to purchase new equipment.

The EE/Benefits (ILC) Fund (Department 1630) usually has costs distributed out of it to the other funds.

Snow Removal Fund (Departments 1640 – 1641) - This fund requires, by far, the majority of our requested levy.

County Aid Roads and Bridges (Departments 1650 – 1660) - Our research has indicated that the road aid program generates revenue equal to 87% of expenses on average during each of the past 5 years. Our research has also shown that the bridge aid program generates revenue equal to 57% of expenses on average during each of the past 5 years.

The State and Local Roads Funds (Departments 1670 – 1672) are all pass-through accounts. For the most part, any work done on them is billed on a time and materials basis.

Function 49110 – Other Financing Sources – This is the money received from Debt Service, GF Reserves, LRIP Funding, and anticipated BIA contributions in the 2026 budget.

WOOD COUNTY HIGHWAY DEPARTMENT 2026 BUDGET

MISSION STATEMENT

The Department is under the leadership of a Highway Commissioner who is elected by the County Board, as directed by State Statutes.

The mission of the Wood County Highway Department is to construct and maintain 325 miles of the county trunk highway system, along with maintaining the state trunk highway system in Wood County on a contract basis for the State of Wisconsin. Additionally, the department provides road and bridge maintenance services to local governmental units upon request on a cost charge back basis. To accomplish this work, the department is responsible for the purchase and repair of all necessary equipment, as well as maintenance of an administrative staff for all accounting and ordering of equipment and supplies. Our goal is to provide for safe, convenient movement of the traveling public.

OBJECTIVES

1. Keep abreast of highway initiatives that will result in the County-wide infrastructure essential to promote and retain commerce and to provide appropriate safe traverse for the citizens of Wood County.
2. Provide the leadership role in the inspection and replacement of all County and Town bridges. Partnership with municipalities to ensure that all bridges within their jurisdiction are inspected, repaired, and replaced to meet Federal and State Bridge standards.
3. Pursue funding sources, in addition to tax levy dollars, necessary to maintain existing highways and to meet new construction demands.
4. Strive to secure maintenance and construction contracts with the Wisconsin Department of Transportation and Municipalities that will support and maintain an adequate Machinery Fund balance to meet department equipment replacement needs.

STATEMENT OF PROGRAMS AND SERVICES

Highway Committee

The County Board provides “the Highway Commissioner with... such assistants as are necessary for the proper performance of the Commissioner’s duties”, as directed by State Statutes.

This program is funded by tax levy and is of the highest priority as it is the prime directive of the Highway Commissioner.

The impact of a cutback or discontinuation of this program is that the Highway Department could not function.

The impact of program expenditure cuts on program revenues is that the Highway Department could not function as effectively.

Buildings and Grounds

The County Board provides “the Highway Commissioner with suitable offices... as are necessary for the proper performance of the Commissioner’s duties”, as directed by State Statutes. In addition, this is the program responsible for the maintenance of the County Trunk Highway System.

This program is funded by Machinery Revenue and is a high priority.

The impact of a cutback or discontinuation of this program is that the Highway Department could not function as effectively or perform a desirable level of service in maintaining the County Trunk Highway System.

The impact of program expenditure cuts on program revenues is that the Highway Department could not function as effectively.

Snow Removal

The Highway Department has an obligation to keep the highways open and safe for the traveling public.

This program is funded by tax levy and is a very high priority.

The impact of a cutback or discontinuation of this program is that the public would be unable to safely travel the highways during the winter.

The impact of program expenditure cuts on program revenues is that the Highway Department would not be able to provide the highest level of service in providing for safe driving conditions, possibly resulting in increased economic loss to the County.

County-Aid Roads and Bridges

The County Board has determined that it is in the best interests of the municipalities of Wood County to provide aid programs to help them fund large highway and bridge construction projects. The Department will provide road construction funding of \$5,000 per year to any municipality that petitions for such aid. The Department also has a bridge-aid program wherein it will, essentially, pay half the cost of new bridge construction that meets requirements.

This program is funded by tax levy and is of medium priority.

The impact of a cutback or discontinuation of this program is that the county municipalities would have one less funding mechanism to use for their road and bridge construction needs.

The impact of program expenditure cuts on program revenues is that the Highway Department would not be able to provide Wood County municipalities with needed supplemental funding for road and bridge construction. As a segregated fund, continuing deficits would eventually impact the county-wide budget.

State and Local Roads

The Department contracts with the State of Wisconsin to provide routine maintenance to the State Highway System in Wood County. In addition, there are usually temporary agreements, called Local Force Account agreements, whereby the Department provides manpower and machinery to achieve a short-term objective as set forth by the State. The Department also contracts with local municipalities for maintenance and construction needs. State assistance also comes from programs such as the Local Road Improvement Programs (LRIP) and State Bridge Aid Program.

This program is funded by state aid and monies from local government and is of high priority.

The impact of a cutback or discontinuation of this program is that the State and local municipalities would have to find alternative, private sources for their maintenance and construction needs.

The impact of program expenditure cuts on program revenues is that the Highway Department would not be able to provide a suitable level of service to the State and local municipalities.

Highway Construction

The Department constructs and maintains highways and bridges as primary functions.

This program is funded by bonding and is of high priority.

The impact of a cutback or discontinuation of this program is that the Department would be unable to meet the demands of a continuing and growing need for necessary infrastructure on the County Highway system.

The impact of program expenditure cuts on program revenues is that the Highway Department may not be able to provide a suitable level of service to the residents of Wood County.



Department Operating Budget Detail

With Previous Year Comparison and Annual Estimate

	2026 Budget	% Change	2025 Budget	2025 Actual	2025 Estimate
16 - Highway					
1609 - HWY-Crushing Operations					
<u>Expense / Expenditure</u>					
1609-53251 - Crushing Operations					
100 - Personnel Services	49,982	+131.24%	21,615	15,955	24,555
300 - Supplies and Expense	94,086	0.00%	94,086	76,913	94,086
500 - Fixed Charges	0	0.00%	0	6,812	
900 - Other Financing Uses	(12,136)	0.00%	(12,136)	(11,510)	(12,136)
1609-53251 - Crushing Operations Total	131,932	+27.39%	103,565	88,169	106,505
Expense / Expenditure Total	131,932	+27.39%	103,565	88,169	106,505
1609 - HWY-Crushing Operations Total	131,932	+27.39%	103,565	88,169	106,505
1610 - HWY-Administration					
<u>Revenue / Funding Source</u>					
1610-41110 - General Property Taxes - Highway Governmental					
41 - Taxes	3,474,697	+79.26%	1,938,381	1,130,722	(1,130,722)
1610-41110 - General Property Taxes -	3,474,697	+79.26%	1,938,381	1,130,722	(1,130,722)
1610-43531 - State Aid-Transportation					
43 - Intergovernmental Revenues	0	0.00%	0	0	
1610-43531 - State Aid-Transportation Total	0	0.00%	0	0	
1610-43534 - State Aid LRIP					
43 - Intergovernmental Revenues	0	-100.00%	844,061	470,745	707,061
1610-43534 - State Aid LRIP Total	0	-100.00%	844,061	470,745	707,061
1610-44101 - Utility Permits					
44 - Licenses and Permits	30,550	0.00%	30,550	18,338	30,550
1610-44101 - Utility Permits Total	30,550	0.00%	30,550	18,338	30,550
1610-44102 - Driveway Permits					
44 - Licenses and Permits	0	0.00%	0	0	
1610-44102 - Driveway Permits Total	0	0.00%	0	0	
1610-44260 - Moving Permits					
44 - Licenses and Permits	0	0.00%	0	0	
1610-44260 - Moving Permits Total	0	0.00%	0	0	



Department Operating Budget Detail

With Previous Year Comparison and Annual Estimate

1610-47231 - State Revenue-Highway					
47 - Intergov. Charges for Services	69,899	0.00%	69,899	45,795	69,900
1610-47231 - State Revenue-Highway Total	69,899	0.00%	69,899	45,795	69,900
1610-48100 - Interest					
48 - Miscellaneous Revenues	0	0.00%	0	0	
1610-48100 - Interest Total	0	0.00%	0	0	
1610-48340 - Property Sales-Salvage & Waste					
48 - Miscellaneous Revenues	1,315	0.00%	1,315	0	1,315
1610-48340 - Property Sales-Salvage &	1,315	0.00%	1,315	0	1,315
1610-48500 - Donations & Contributions					
48 - Miscellaneous Revenues	0	0.00%	0	0	
1610-48500 - Donations & Contributions	0	0.00%	0	0	
1610-49210 - Transfer from Other Funds-HWY					
49 - Other Financing Sources	0	0.00%	0	0	
1610-49210 - Transfer from Other Funds-	0	0.00%	0	0	
Revenue / Funding Source Total	3,576,461	+24.00%	2,884,206	1,665,600	(321,896)
<u>Expense / Expenditure</u>					
1610-53110 - Highway Administration					
100 - Personnel Services	424,952	+6.05%	400,709	217,887	400,709
200 - Contractual Services	18,831	-1.15%	19,051	6,634	19,051
300 - Supplies and Expense	20,189	+14.51%	17,631	17,861	39,592
1610-53110 - Highway Administration Total	463,972	+6.08%	437,391	242,382	459,352
1610-59210 - Transfer to Capital Projects - HWY					
900 - Other Financing Uses	0	0.00%	0	470,745	470,745
1610-59210 - Transfer to Capital Projects -	0	0.00%	0	470,745	470,745
Expense / Expenditure Total	463,972	+6.08%	437,391	713,127	930,097
1610 - HWY-Administration Total	(3,112,489)	-27.21%	(2,446,815)	(952,473)	1,251,993
1611 - HWY Engineer					
<u>Expense / Expenditure</u>					
1611-53120 - HWY Engineer					
100 - Personnel Services	274,441	+43.20%	191,647	117,303	192,612
200 - Contractual Services	5	0.00%	5	0	5
300 - Supplies and Expense	12,594	+14.90%	10,961	5,121	10,961



Department Operating Budget Detail

With Previous Year Comparison and Annual Estimate

500 - Fixed Charges	8,319	0.00%	8,319	5,313	8,319
1611-53120 - HWY Engineer Total	295,359	+40.03%	210,932	127,737	211,897
Expense / Expenditure Total	295,359	+40.03%	210,932	127,737	211,897
1611 - HWY Engineer Total	295,359	+40.03%	210,932	127,737	211,897
1612 - HWY-Other Admin					
Revenue / Funding Source					
1612-47231 - State Revenue-Highway					
47 - Intergov. Charges for Services	134,607	0.00%	134,607	63,309	134,607
1612-47231 - State Revenue-Highway Total	134,607	0.00%	134,607	63,309	134,607
Revenue / Funding Source Total	134,607	0.00%	134,607	63,309	134,607
Expense / Expenditure					
1612-53191 - Highway-Other Administration					
100 - Personnel Services	304,788	+5.06%	290,107	162,379	290,400
200 - Contractual Services	7,384	0.00%	7,384	3,936	7,384
300 - Supplies and Expense	1,643	+0.67%	1,632	4,729	5,235
500 - Fixed Charges	113,100	+8.95%	103,809	62,074	103,809
1612-53191 - Highway-Other Administration	426,915	+5.95%	402,931	233,118	406,828
Expense / Expenditure Total	426,915	+5.95%	402,931	233,118	406,828
1612 - HWY-Other Admin Total	292,308	+8.94%	268,324	169,808	272,221
1613 - HWY-Bituminous Crushed Recycle					
Revenue / Funding Source					
1613-47470 - Highway-Intergovernment Charges-Bituminous					
47 - Intergov. Charges for Services	0	0.00%	0	0	
1613-47470 - Highway-Intergovernment	0	0.00%	0	0	
Revenue / Funding Source Total	0	0.00%	0	0	
Expense / Expenditure					
1613-53262 - Highway-Bituminous Operations					
100 - Personnel Services	0	0.00%	0	0	
300 - Supplies and Expense	0	0.00%	0	0	
1613-53262 - Highway-Bituminous	0	0.00%	0	0	
Expense / Expenditure Total	0	0.00%	0	0	
1613 - HWY-Bituminous Crushed Recycle	0	0.00%	0	0	
1614 - HWY-Bituminous Operations					



Department Operating Budget Detail

With Previous Year Comparison and Annual Estimate

Revenue / Funding Source

1614-47470 - Highway-Intergovernmental Charges-Bituminous

47 - Intergov. Charges for Services	2,458,279	0.00%	2,458,279	318,723	2,458,279
1614-47470 - Highway-Intergovernmental	2,458,279	0.00%	2,458,279	318,723	2,458,279
Revenue / Funding Source Total	2,458,279	0.00%	2,458,279	318,723	2,458,279

Expense / Expenditure

1614-53266 - Highway-Bituminous Operations

100 - Personnel Services	132,771	+24.43%	106,702	31,982	106,702
300 - Supplies and Expense	1,600,670	0.00%	1,600,670	560,387	1,754,643
500 - Fixed Charges	310,239	0.00%	310,239	59,973	310,239
900 - Other Financing Uses	0	0.00%	0	0	
1614-53266 - Highway-Bituminous	2,043,680	+1.29%	2,017,611	652,342	2,171,584
Expense / Expenditure Total	2,043,680	+1.29%	2,017,611	652,342	2,171,584
1614 - HWY-Bituminous Operations Total	(414,599)	+5.92%	(440,668)	333,619	(286,695)

1615 - HWY-Maintenance CTHS

Expense / Expenditure

1615-53310 - HWY-Maintenance CTHS

100 - Personnel Services	68,842	+5.07%	65,522	0	65,522
300 - Supplies and Expense	(0)	0.00%	(0)	0	(0)
1615-53310 - HWY-Maintenance CTHS	68,842	+5.07%	65,522	0	65,522
Expense / Expenditure Total	68,842	+5.07%	65,522	0	65,522
1615 - HWY-Maintenance CTHS Total	68,842	+5.07%	65,522	0	65,522

1616 - HWY-Patrol Sections

Revenue / Funding Source

1616-43531 - State Aid-Transportation

43 - Intergovernmental Revenues	2,497,341	0.00%	2,497,341	1,909,049	2,545,399
1616-43531 - State Aid-Transportation Total	2,497,341	0.00%	2,497,341	1,909,049	2,545,399
Revenue / Funding Source Total	2,497,341	0.00%	2,497,341	1,909,049	2,545,399

Expense / Expenditure

1616-53311 - Maint CTHS Patrol Sections

100 - Personnel Services	1,184,945	+3.39%	1,146,089	542,210	1,146,091
300 - Supplies and Expense	1,576,838	+37.01%	1,150,871	1,110,153	1,427,671
1616-53311 - Maint CTHS Patrol Sections	2,761,783	+20.24%	2,296,960	1,652,363	2,573,762



Department Operating Budget Detail

With Previous Year Comparison and Annual Estimate

Expense / Expenditure Total	2,761,783	+20.24%	2,296,960	1,652,363	2,573,762
1616 - HWY-Patrol Sections Total	264,442	+231.97%	(200,381)	(256,687)	28,363
1617 - HWY-Gang Maintenance					
Expense / Expenditure					
1617-53313 - Maintenance Gang					
100 - Personnel Services	64,433	+7.45%	59,965	57,915	60,933
300 - Supplies and Expense	213,391	+35.83%	157,107	58,873	157,107
1617-53313 - Maintenance Gang Total	277,824	+27.99%	217,072	116,787	218,040
Expense / Expenditure Total	277,824	+27.99%	217,072	116,787	218,040
1617 - HWY-Gang Maintenance Total	277,824	+27.99%	217,072	116,787	218,040
1618 - HWY-Gang Smith Pit					
Expense / Expenditure					
1618-53314 - Maintenance Gang					
100 - Personnel Services	0	0.00%	0	0	
300 - Supplies and Expense	8,302	0.00%	8,302	2,090	8,302
1618-53314 - Maintenance Gang Total	8,302	0.00%	8,302	2,090	8,302
Expense / Expenditure Total	8,302	0.00%	8,302	2,090	8,302
1618 - HWY-Gang Smith Pit Total	8,302	0.00%	8,302	2,090	8,302
1619 - HWY - ATV Routes					
Revenue / Funding Source					
1619-48520 - Grants/Contributions-ATV Route Signage					
48 - Miscellaneous Revenues	0	0.00%	0	0	
1619-48520 - Grants/Contributions-ATV	0	0.00%	0	0	
Revenue / Funding Source Total	0	0.00%	0	0	
Expense / Expenditure					
1619-53490 - ATV Route Signage					
300 - Supplies and Expense	0	0.00%	0	0	
1619-53490 - ATV Route Signage Total	0	0.00%	0	0	
1619-53491 - ATV Route Signage					
100 - Personnel Services	10,448	+6.44%	9,815	0	9,816
300 - Supplies and Expense	7,531	0.00%	7,531	0	7,531
1619-53491 - ATV Route Signage Total	17,979	+3.64%	17,346	0	17,347
Expense / Expenditure Total	17,979	+3.64%	17,346	0	17,347



Department Operating Budget Detail

With Previous Year Comparison and Annual Estimate

1619 - HWY - ATV Routes Total	17,979	+3.64%	17,346	0	17,347
1620 - HWY-Field Tools					
<u>Revenue / Funding Source</u>					
1620-47232 - Machinery Revenue					
47 - Intergov. Charges for Services	0	0.00%	0	0	
1620-47232 - Machinery Revenue Total	0	0.00%	0	0	
1620-48310 - Gain/Loss Sale of Fixed Assets					
48 - Miscellaneous Revenues	0	0.00%	0	0	
1620-48310 - Gain/Loss Sale of Fixed	0	0.00%	0	0	
1620-48340 - Property Sales-Salvage & Waste					
47 - Intergov. Charges for Services	0	0.00%	0	0	
48 - Miscellaneous Revenues	0	0.00%	0	0	
1620-48340 - Property Sales-Salvage &	0	0.00%	0	0	
1620-48440 - Insurance Recoveries					
48 - Miscellaneous Revenues	0	0.00%	0	0	
1620-48440 - Insurance Recoveries Total	0	0.00%	0	0	
Revenue / Funding Source Total	0	0.00%	0	0	
<u>Expense / Expenditure</u>					
1620-53220 - Highway-Field Tools					
100 - Personnel Services	7,054	+11.94%	6,302	13,873	13,874
300 - Supplies and Expense	68,619	0.00%	68,619	24,165	66,922
900 - Other Financing Uses	(120,455)	0.00%	(120,455)	(11,096)	(11,096)
1620-53220 - Highway-Field Tools Total	(44,782)	+1.65%	(45,534)	26,942	69,700
1620-57930 - Highway-Depreciation					
500 - Fixed Charges	0	0.00%	0	0	
1620-57930 - Highway-Depreciation Total	0	0.00%	0	0	
Expense / Expenditure Total	(44,782)	+1.65%	(45,534)	26,942	69,700
1620 - HWY-Field Tools Total	(44,782)	+1.65%	(45,534)	26,942	69,700
1621 - HWY-Shop OPS					
<u>Expense / Expenditure</u>					
1621-53230 - Highway-Shop Operations					
100 - Personnel Services	306,779	-13.31%	353,900	154,043	354,573
300 - Supplies and Expense	44,743	+1.52%	44,072	26,983	44,072



Department Operating Budget Detail

With Previous Year Comparison and Annual Estimate

500 - Fixed Charges	0	0.00%	0	0	
900 - Other Financing Uses	0	0.00%	0	0	
1621-53230 - Highway-Shop Operations	351,522	-11.67%	397,972	181,026	398,645
Expense / Expenditure Total	351,522	-11.67%	397,972	181,026	398,645
1621 - HWY-Shop OPS Total	351,522	-11.67%	397,972	181,026	398,645
1622 - HWY-Fuel Handling					
Revenue / Funding Source					
1622-47430 - Local Dept Charges-Blding Rent					
47 - Intergov. Charges for Services	0	0.00%	0	0	
1622-47430 - Local Dept Charges-Blding	0	0.00%	0	0	
Revenue / Funding Source Total	0	0.00%	0	0	
Expense / Expenditure					
1622-53232 - Highway-Fuel Handling					
100 - Personnel Services	0	0.00%	0	0	
300 - Supplies and Expense	10,841	+3.35%	10,490	2,441	10,490
900 - Other Financing Uses	(28,256)	0.00%	(28,256)	(15,075)	(28,256)
1622-53232 - Highway-Fuel Handling Total	(17,415)	+1.98%	(17,766)	(12,634)	(17,766)
Expense / Expenditure Total	(17,415)	+1.98%	(17,766)	(12,634)	(17,766)
1622 - HWY-Fuel Handling Total	(17,415)	+1.98%	(17,766)	(12,634)	(17,766)
1623 - HWY-Machinery Operations					
Revenue / Funding Source					
1623-47231 - State Revenue-Highway					
47 - Intergov. Charges for Services	59,311	-6.61%	63,508	65,021	65,021
1623-47231 - State Revenue-Highway Total	59,311	-6.61%	63,508	65,021	65,021
1623-47232 - Machinery Revenue					
47 - Intergov. Charges for Services	(14,629)	0.00%	(14,629)	26,424	26,424
1623-47232 - Machinery Revenue Total	(14,629)	0.00%	(14,629)	26,424	26,424
1623-48340 - Property Sales-Salvage & Waste					
48 - Miscellaneous Revenues	9,290	0.00%	9,290	2,730	9,290
1623-48340 - Property Sales-Salvage &	9,290	0.00%	9,290	2,730	9,290
Revenue / Funding Source Total	53,972	-7.22%	58,169	94,175	100,735
Expense / Expenditure					
1623-53240 - Highway-Machinery Operations					



Department Operating Budget Detail

With Previous Year Comparison and Annual Estimate

100 - Personnel Services	514,552	+23.16%	417,803	226,547	417,803
200 - Contractual Services	925,779	+9.71%	843,807	436,521	843,807
300 - Supplies and Expense	8,094	+134.88%	3,446	3	3,446
500 - Fixed Charges	84,999	+9.99%	77,276	45,078	77,276
800 - Capital Outlay	1,305,000	+31.16%	995,000	0	995,000
900 - Other Financing Uses	(2,409,244)	0.00%	(2,409,244)	(1,798,334)	(2,409,244)
1623-53240 - Highway-Machinery	429,180	+696.81%	(71,912)	(1,090,185)	(71,912)
Expense / Expenditure Total	429,180	+696.81%	(71,912)	(1,090,185)	(71,912)
1623 - HWY-Machinery Operations Total	375,208	+388.44%	(130,081)	(1,184,360)	(172,647)
1624 - HWY-Bituminous Machinery Fund					
<u>Revenue / Funding Source</u>					
1624-47470 - Dept Charges-Bituminous Revenue					
47 - Intergov. Charges for Services	262,576	-3.92%	273,280	45,757	273,280
1624-47470 - Dept Charges-Bituminous	262,576	-3.92%	273,280	45,757	273,280
Revenue / Funding Source Total	262,576	-3.92%	273,280	45,757	273,280
<u>Expense / Expenditure</u>					
1624-53260 - Highway-Bituminous Operations					
100 - Personnel Services	70,438	+7.12%	65,753	29,775	65,754
200 - Contractual Services	120,960	+1.57%	119,088	25,822	119,088
300 - Supplies and Expense	27,360	0.00%	27,360	10,911	27,360
500 - Fixed Charges	2,687	0.00%	2,687	2,882	3,500
1624-53260 - Highway-Bituminous	221,445	+3.05%	214,888	69,390	215,702
Expense / Expenditure Total	221,445	+3.05%	214,888	69,390	215,702
1624 - HWY-Bituminous Machinery Fund Total	(41,131)	+29.56%	(58,392)	23,633	(57,578)
1625 - HWY-Buildings & Grounds					
<u>Expense / Expenditure</u>					
1625-53270 - Buildings & Grounds Operations					
100 - Personnel Services	60,608	+16.38%	52,077	41,107	52,076
200 - Contractual Services	149,939	+13.51%	132,098	105,660	132,098
300 - Supplies and Expense	29,269	+5.66%	27,701	51,818	51,818
500 - Fixed Charges	23,594	+9.99%	21,450	12,513	21,451
1625-53270 - Buildings & Grounds	263,411	+12.89%	233,326	211,098	257,443
Expense / Expenditure Total	263,411	+12.89%	233,326	211,098	257,443



Department Operating Budget Detail

With Previous Year Comparison and Annual Estimate

1625 - HWY-Buildings & Grounds Total	263,411	+12.89%	233,326	211,098	257,443
1626 - HWY-Machinery Fund					
<u>Revenue / Funding Source</u>					
1626-43300 - ARPA Proceeds					
43 - Intergovernmental Revenues	0	0.00%	0	5,057	
1626-43300 - ARPA Proceeds Total	0	0.00%	0	5,057	
Revenue / Funding Source Total	0	0.00%	0	5,057	
<u>Expense / Expenditure</u>					
1626-53281 - Highway-Machinery Fund					
100 - Personnel Services	0	0.00%	0	0	
800 - Capital Outlay	0	0.00%	0	1,277,707	1,277,707
900 - Other Financing Uses	0	0.00%	0	(629,384)	(1,277,707)
1626-53281 - Highway-Machinery Fund	0	0.00%	0	648,323	0
Expense / Expenditure Total	0	0.00%	0	648,323	0
1626 - HWY-Machinery Fund Total	0	0.00%	0	643,266	0
1627 - HWY-Salt Brine Machinery Fund					
<u>Expense / Expenditure</u>					
1627-53290 - Salt Brine Operation					
100 - Personnel Services	11,219	+5.06%	10,680	1,317	10,679
200 - Contractual Services	7,898	0.00%	7,898	4,434	7,898
300 - Supplies and Expense	8,975	+21.42%	7,392	12	7,392
500 - Fixed Charges	1,232	0.00%	1,232	0	1,232
900 - Other Financing Uses	(28,215)	0.00%	(28,215)	(13,651)	(28,215)
1627-53290 - Salt Brine Operation Total	1,109	+209.46%	(1,013)	(7,887)	(1,014)
Expense / Expenditure Total	1,109	+209.46%	(1,013)	(7,887)	(1,014)
1627 - HWY-Salt Brine Machinery Fund Total	1,109	+209.46%	(1,013)	(7,887)	(1,014)
1628 - HWY-Crushing Operations					
<u>Expense / Expenditure</u>					
1628-53250 - Crushing Operations					
100 - Personnel Services	34,317	+123.42%	15,360	29,989	42,978
300 - Supplies and Expense	0	0.00%	0	0	
500 - Fixed Charges	4,233	+64.26%	2,577	2,517	2,577
900 - Other Financing Uses	0	0.00%	0	0	



Department Operating Budget Detail

With Previous Year Comparison and Annual Estimate

1628-53250 - Crushing Operations Total	38,550	+114.92%	17,937	32,506	45,555
Expense / Expenditure Total	38,550	+114.92%	17,937	32,506	45,555
1628 - HWY-Crushing Operations Total	38,550	+114.92%	17,937	32,506	45,555
1630 - HWY-Emp Taxes & Benefits					
Expense / Expenditure					
1630-53210 - Hwy Employee Taxes & Benefits					
100 - Personnel Services	2,087,689	+3.93%	2,008,767	194,138	2,077,031
300 - Supplies and Expense	0	0.00%	0	48	48
900 - Other Financing Uses	(2,087,689)	-3.93%	(2,008,767)	(1,117,422)	(2,008,767)
1630-53210 - Hwy Employee Taxes & Benefits	(0)	-100.00%	0	(923,236)	68,312
Expense / Expenditure Total	(0)	-100.00%	0	(923,236)	68,312
1630 - HWY-Emp Taxes & Benefits Total	(0)	-100.00%	0	(923,236)	68,312
1640 - HWY-Snow Removal					
Expense / Expenditure					
1640-53312 - Maint CTHS Snow Removal					
100 - Personnel Services	308,089	+8.74%	283,317	222,875	283,317
300 - Supplies and Expense	706,683	0.00%	706,683	605,449	706,683
1640-53312 - Maint CTHS Snow Removal	1,014,772	+2.50%	990,000	828,324	990,000
Expense / Expenditure Total	1,014,772	+2.50%	990,000	828,324	990,000
1640 - HWY-Snow Removal Total	1,014,772	+2.50%	990,000	828,324	990,000
1641 - HWY-Salt Brine Production					
Expense / Expenditure					
1641-53291 - Highway-Salt Brine					
100 - Personnel Services	11,219	+5.06%	10,680	11,879	14,051
300 - Supplies and Expense	17,791	+1.18%	17,584	26,902	30,000
500 - Fixed Charges	50,115	+14.10%	43,921	26,389	43,921
900 - Other Financing Uses	(76,985)	0.00%	(76,985)	(50,281)	(76,985)
1641-53291 - Highway-Salt Brine Total	2,140	+144.59%	(4,800)	14,889	10,987
Expense / Expenditure Total	2,140	+144.59%	(4,800)	14,889	10,987
1641 - HWY-Salt Brine Production Total	2,140	+144.59%	(4,800)	14,889	10,987
1650 - HWY-Co Aid Roads					
Revenue / Funding Source					
1650-47332 - Revenue from Districts-Roads					



Department Operating Budget Detail

With Previous Year Comparison and Annual Estimate

47 - Intergov. Charges for Services	267,134	0.00%	267,134	0	267,134
1650-47332 - Revenue from Districts-Roads	267,134	0.00%	267,134	0	267,134
Revenue / Funding Source Total	267,134	0.00%	267,134	0	267,134
<u>Expense / Expenditure</u>					
1650-53340 - County-Aid Road Construction					
100 - Personnel Services	81,191	+2.82%	78,965	19,424	78,965
700 - Grants and Contributions	251,072	0.00%	251,072	92,054	251,072
1650-53340 - County-Aid Road	332,263	+0.67%	330,037	111,478	330,037
Expense / Expenditure Total	332,263	+0.67%	330,037	111,478	330,037
1650 - HWY-Co Aid Roads Total	65,129	+3.54%	62,903	111,478	62,903
1660 - HWY-Co Aid Bridges					
<u>Revenue / Funding Source</u>					
1660-47333 - Revenue from Districts-Bridges					
47 - Intergov. Charges for Services	117,697	0.00%	117,697	0	117,697
1660-47333 - Revenue from Districts-	117,697	0.00%	117,697	0	117,697
Revenue / Funding Source Total	117,697	0.00%	117,697	0	117,697
<u>Expense / Expenditure</u>					
1660-53341 - County-Aid Bridge Construction					
100 - Personnel Services	24,500	+3.01%	23,784	14,545	23,784
700 - Grants and Contributions	226,947	0.00%	226,947	66,828	226,947
1660-53341 - County-Aid Bridge	251,447	+0.29%	250,731	81,372	250,731
Expense / Expenditure Total	251,447	+0.29%	250,731	81,372	250,731
1660 - HWY-Co Aid Bridges Total	133,750	+0.54%	133,034	81,372	133,034
1670 - HWY-Maint State Roads					
<u>Revenue / Funding Source</u>					
1670-47230 - 47230					
47 - Intergov. Charges for Services	1,451,969	+14.86%	1,264,109	989,783	1,264,109
1670-47230 - 47230 Total	1,451,969	+14.86%	1,264,109	989,783	1,264,109
1670-47233 - STHS PBM - State Aid					
47 - Intergov. Charges for Services	0	0.00%	0	0	0
1670-47233 - STHS PBM - State Aid Total	0	0.00%	0	0	0
1670-47330 - Local Govt Charges-Transport					
47 - Intergov. Charges for Services	0	0.00%	0	0	0



Department Operating Budget Detail

With Previous Year Comparison and Annual Estimate

1670-47330 - Local Govt Charges-	0	0.00%	0	0	
Revenue / Funding Source Total	1,451,969	+14.86%	1,264,109	989,783	1,264,109
Expense / Expenditure					
1670-53320 - Maintenance STHS					
100 - Personnel Services	709,622	+5.92%	669,930	489,073	669,930
300 - Supplies and Expense	742,347	+24.94%	594,179	728,495	725,483
1670-53320 - Maintenance STHS Total	1,451,969	+14.86%	1,264,109	1,217,568	1,395,413
1670-53323 - STHS PBM					
300 - Supplies and Expense	0	0.00%	0	0	
1670-53323 - STHS PBM Total	0	0.00%	0	0	
Expense / Expenditure Total	1,451,969	+14.86%	1,264,109	1,217,568	1,395,413
1670 - HWY-Maint State Roads Total	(0)	-441.99%	0	227,785	131,304
1671 - HWY-Maint Local Roads					
Revenue / Funding Source					
1671-47330 - Local Govt Charges-Transport					
47 - Intergov. Charges for Services	1,964,726	0.00%	1,964,726	515,685	1,964,726
1671-47330 - Local Govt Charges-	1,964,726	0.00%	1,964,726	515,685	1,964,726
Revenue / Funding Source Total	1,964,726	0.00%	1,964,726	515,685	1,964,726
Expense / Expenditure					
1671-53330 - Local Roads					
100 - Personnel Services	198,466	+4.09%	190,663	133,812	190,663
300 - Supplies and Expense	1,766,260	-0.44%	1,774,063	424,719	1,774,063
1671-53330 - Local Roads Total	1,964,726	+0.00%	1,964,726	558,532	1,964,726
1671-53331 - Highway - Chipseal					
100 - Personnel Services	0	0.00%	0	10,618	10,619
300 - Supplies and Expense	0	0.00%	0	9,845	9,845
1671-53331 - Highway - Chipseal Total	0	0.00%	0	20,463	20,464
Expense / Expenditure Total	1,964,726	+0.00%	1,964,726	578,995	1,985,190
1671 - HWY-Maint Local Roads Total	0	+870.64%	0	63,310	20,464
1672 - HWY-Other Services					
Revenue / Funding Source					
1672-47300 - Local Govt Rev Charges for Ser					
47 - Intergov. Charges for Services	848,896	0.00%	848,896	305,679	848,896



Department Operating Budget Detail

With Previous Year Comparison and Annual Estimate

1672-47300 - Local Govt Rev Charges for	848,896	0.00%	848,896	305,679	848,896
Revenue / Funding Source Total	848,896	0.00%	848,896	305,679	848,896
<u>Expense / Expenditure</u>					
1672-53490 - State & Local Roads					
100 - Personnel Services	111,993	+6.99%	104,673	48,710	104,672
300 - Supplies and Expense	736,903	-0.98%	744,223	260,828	744,223
1672-53490 - State & Local Roads Total	848,896	+0.00%	848,896	309,538	848,895
Expense / Expenditure Total	848,896	+0.00%	848,896	309,538	848,895
1672 - HWY-Other Services Total	0	+247.57%	(0)	3,860	(1)
1690 - HWY-Capital Projects					
<u>Revenue / Funding Source</u>					
1690-43300 - Proceeds from ARPA for Hwy					
43 - Intergovernmental Revenues	0	-100.00%	400,000	0	167,658
1690-43300 - Proceeds from ARPA for Hwy	0	-100.00%	400,000	0	167,658
1690-48510 - Highway Contributions					
48 - Miscellaneous Revenues	0	0.00%	0	0	0
1690-48510 - Highway Contributions Total	0	0.00%	0	0	0
1690-49110 - Proceeds from Capital Lease					
49 - Other Financing Sources	4,261,700	+73.84%	2,451,500	0	2,451,500
1690-49110 - Proceeds from Capital Lease	4,261,700	+73.84%	2,451,500	0	2,451,500
Revenue / Funding Source Total	4,261,700	+49.45%	2,851,500	0	2,619,158
<u>Expense / Expenditure</u>					
1690-57310 - Highway Capital Projects					
100 - Personnel Services	411,550	-6.74%	441,271	0	441,271
300 - Supplies and Expense	3,850,150	+29.10%	2,982,394	0	2,982,394
800 - Capital Outlay	0	0.00%	0	0	0
1690-57310 - Highway Capital Projects	4,261,700	+24.48%	3,423,665	0	3,423,665
Expense / Expenditure Total	4,261,700	+24.48%	3,423,665	0	3,423,665
1690 - HWY-Capital Projects Total	0	-100.00%	572,165	0	804,507
1691 - Highway Paying Agent					
<u>Expense / Expenditure</u>					
1691-58295 - Debt Fiscal Charges					
200 - Contractual Services	27,835	0.00%	27,835	0	27,835



Department Operating Budget Detail

With Previous Year Comparison and Annual Estimate

1691-58295 - Debt Fiscal Charges Total	27,835	0.00%	27,835	0	27,835
Expense / Expenditure Total	27,835	0.00%	27,835	0	27,835
1691 - Highway Paying Agent Total	27,835	0.00%	27,835	0	27,835
16 - Highway Total	(0)	+100.00%	(19,214)	(49,578)	4,665,178



Department Operating Budget Summary

<u>Department: 16 - Highway</u>	1609 - HWY- Crushing Operations	1610 - HWY- Administration	1611 - HWY Engineer	1612 - HWY-Other Admin	1613 - HWY- Bituminous Crushed Recycle	1614 - HWY- Bituminous Operations	1615 - HWY- Maintenance CTHS	1616 - HWY-Patrol Sections	1617 - HWY-Gang Maintenance	1618 - HWY-Gang Smith Pit
Revenue / Funding Source										
41 - Taxes		0								
43 - Intergovernmental Revenues		0						2,497,341		
44 - Licenses and Permits		30,550								
47 - Intergov. Charges for Services		69,899		134,607	0	2,458,279				
48 - Miscellaneous Revenues		1,315								
49 - Other Financing Sources		0								
Total Operating Revenues		101,764		134,607	0	2,458,279		2,497,341		
Revenue / Funding Source Total		101,764		134,607	0	2,458,279		2,497,341		
Expense / Expenditure										
100 - Personnel Services	49,982	424,952	274,441	304,788	0	132,771	68,842	1,184,945	64,433	0
200 - Contractual Services		18,831	5	7,384						
300 - Supplies and Expense	94,086	20,189	12,594	1,643	0	1,600,670	(0)	1,576,838	213,391	8,302
500 - Fixed Charges	0		8,319	113,100		310,239				
700 - Grants and Contributions										
Total Operating Expenditures	144,068	463,972	295,359	426,915	0	2,043,680	68,842	2,761,783	277,824	8,302
800 - Capital Outlay										
900 - Other Financing Uses	(12,136)	0				0				
Expense / Expenditure Total	131,932	463,972	295,359	426,915	0	2,043,680	68,842	2,761,783	277,824	8,302
Beginning Carryover										
Ending Carryover										
16 - Highway Total	131,932	362,208	295,359	292,308	0	(414,599)	68,842	264,442	277,824	8,302

<u>Department: 16 - Highway</u>	1609 - HWY- Crushing Operations	1610 - HWY- Administration	1611 - HWY Engineer	1612 - HWY-Other Admin	1613 - HWY- Bituminous Crushed Recycle	1614 - HWY- Bituminous Operations	1615 - HWY- Maintenance CTHS	1616 - HWY-Patrol Sections	1617 - HWY-Gang Maintenance	1618 - HWY-Gang Smith Pit
Revenue / Funding Source										
41 - Taxes		1,938,381								
43 - Intergovernmental Revenues		844,061						2,497,341		
44 - Licenses and Permits		30,550								
47 - Intergov. Charges for Services		69,899		134,607	0	2,458,279				
48 - Miscellaneous Revenues		1,315								
49 - Other Financing Sources		0								
Total Operating Revenues		2,884,206		134,607	0	2,458,279		2,497,341		
Revenue / Funding Source Total		2,884,206		134,607	0	2,458,279		2,497,341		
Expense / Expenditure										
100 - Personnel Services	21,615	400,709	191,647	290,107	0	106,702	65,522	1,146,089	59,965	0
200 - Contractual Services		19,051	5	7,384						
300 - Supplies and Expense	94,086	17,631	10,961	1,632	0	1,600,670	(0)	1,150,871	157,107	8,302
500 - Fixed Charges	0		8,319	103,809		310,239				
700 - Grants and Contributions										
Total Operating Expenditures	115,701	437,391	210,932	402,931	0	2,017,611	65,522	2,296,960	217,072	8,302
800 - Capital Outlay										
900 - Other Financing Uses	(12,136)	0				0				
Expense / Expenditure Total	103,565	437,391	210,932	402,931	0	2,017,611	65,522	2,296,960	217,072	8,302
Beginning Carryover										
Ending Carryover										
16 - Highway Total	103,565	(2,446,815)	210,932	268,324	0	(440,668)	65,522	(200,381)	217,072	8,302

2026 Budget Summary											
1619 - HWY - ATV Routes	1620 - HWY-Field Tools	1621 - HWY-Shop OPS	1622 - HWY-Fuel Handling	1623 - HWY-Machinery Operations	1624 - HWY-Bituminous Machinery Fund	1625 - HWY-Buildings & Grounds	1626 - HWY-Machinery Fund	1627 - HWY-Salt Brine Machinery Fund	1628 - HWY-Crushing Operations	1630 - HWY-Emp Taxes & Benefits	1640 - HWY-Snow Removal
							0				
0	0		0	44,682	262,576						
	0			9,290							
0	0		0	53,972	262,576		0				
0	0		0	53,972	262,576		0				
10,448	7,054	306,779	0	514,552	70,438	60,608	0	11,219	34,317	2,087,689	308,089
7,531	68,619	44,743	10,841	925,779	120,960	149,939		7,898			
	0	0		8,094	27,360	29,269		8,975	0	0	706,683
				84,999	2,687	23,594		1,232	4,233		
17,979	75,673	351,522	10,841	1,533,424	221,445	263,411	0	29,324	38,550	2,087,689	1,014,772
				1,305,000			0				
	(120,455)	0	(28,256)	(2,409,244)			0	(28,215)	0	(2,087,689)	
17,979	(44,782)	351,522	(17,415)	429,180	221,445	263,411	0	1,109	38,550	(0)	1,014,772
17,979	(44,782)	351,522	(17,415)	375,208	(41,131)	263,411	0	1,109	38,550	(0)	1,014,772

2025 Budget Summary											
1619 - HWY - ATV Routes	1620 - HWY-Field Tools	1621 - HWY-Shop OPS	1622 - HWY-Fuel Handling	1623 - HWY-Machinery Operations	1624 - HWY-Bituminous Machinery Fund	1625 - HWY-Buildings & Grounds	1626 - HWY-Machinery Fund	1627 - HWY-Salt Brine Machinery Fund	1628 - HWY-Crushing Operations	1630 - HWY-Emp Taxes & Benefits	1640 - HWY-Snow Removal
							0				
0	0		0	48,879	273,280						
	0			9,290							
0	0		0	58,169	273,280		0				
0	0		0	58,169	273,280		0				
9,815	6,302	353,900	0	417,803	65,753	52,077	0	10,680	15,360	2,008,767	283,317
7,531	68,619	44,072	10,490	843,807	119,088	132,098		7,898			
	0	0		3,446	27,360	27,701		7,392	0	0	706,683
				77,276	2,687	21,450		1,232	2,577		
17,346	74,921	397,972	10,490	1,342,332	214,888	233,326	0	27,202	17,937	2,008,767	990,000
				995,000			0				
	(120,455)	0	(28,256)	(2,409,244)			0	(28,215)	0	(2,008,767)	
17,346	(45,534)	397,972	(17,766)	(71,912)	214,888	233,326	0	(1,013)	17,937	0	990,000
17,346	(45,534)	397,972	(17,766)	(130,081)	(58,392)	233,326	0	(1,013)	17,937	0	990,000

1641 - HWY-Salt Brine Production	1650 - HWY-Co Aid Roads	1660 - HWY-Co Aid Bridges	1670 - HWY-Maint State Roads	1671 - HWY-Maint Local Roads	1672 - HWY-Other Services	1690 - HWY-Capital Projects	1691 - Highway Paying Agent	2026 Total	Change %	Change \$	2025 Budget
						0		0	-100.00%	(1,938,381)	1,938,381
								2,497,341	-33.25%	(1,244,061)	3,741,402
								30,550	0.00%	0	30,550
	267,134	117,697	1,451,969	1,964,726	848,896			7,620,465	+2.32%	172,959	7,447,506
						0		10,605	0.00%	0	10,605
						4,261,700		4,261,700	+73.84%	1,810,200	2,451,500
	267,134	117,697	1,451,969	1,964,726	848,896	4,261,700		14,420,661	-7.68%	(1,199,283)	15,619,944
	267,134	117,697	1,451,969	1,964,726	848,896	4,261,700		14,420,661	-7.68%	(1,199,283)	15,619,944
11,219	81,191	24,500	709,622	198,466	111,993	411,550		7,464,892	+6.25%	438,796	7,026,096
							27,835	1,258,631	+8.77%	101,465	1,157,166
17,791			742,347	1,766,260	736,903	3,850,150		11,553,278	+14.88%	1,496,282	10,056,997
50,115								598,518	+4.73%	27,008	571,510
	251,072	226,947						478,019	0.00%	0	478,019
79,125	332,263	251,447	1,451,969	1,964,726	848,896	4,261,700	27,835	21,353,338	+10.70%	2,063,550	19,289,788
						0		1,305,000	+31.16%	310,000	995,000
(76,985)								(4,762,980)	-1.68%	(78,922)	(4,684,058)
2,140	332,263	251,447	1,451,969	1,964,726	848,896	4,261,700	27,835	17,895,358	+14.71%	2,294,628	15,600,730
2,140	65,129	133,750	(0)	0	0	0	27,835	3,474,697	+18184.03%	3,493,911	(19,214)

1641 - HWY-Salt Brine Production	1650 - HWY-Co Aid Roads	1660 - HWY-Co Aid Bridges	1670 - HWY-Maint State Roads	1671 - HWY-Maint Local Roads	1672 - HWY-Other Services	1690 - HWY-Capital Projects	1691 - Highway Paying Agent	2025 Budget
						400,000		1,938,381
								3,741,402
								30,550
	267,134	117,697	1,264,109	1,964,726	848,896			7,447,506
						0		10,605
						2,451,500		2,451,500
	267,134	117,697	1,264,109	1,964,726	848,896	2,851,500		15,619,944
	267,134	117,697	1,264,109	1,964,726	848,896	2,851,500		15,619,944
10,680	78,965	23,784	669,930	190,663	104,673	441,271		7,026,096
							27,835	1,157,166
17,584			594,179	1,774,063	744,223	2,982,394		10,056,997
43,921								571,510
	251,072	226,947						478,019
72,185	330,037	250,731	1,264,109	1,964,726	848,896	3,423,665	27,835	19,289,788
						0		995,000
(76,985)								(4,684,058)
(4,800)	330,037	250,731	1,264,109	1,964,726	848,896	3,423,665	27,835	15,600,730
(4,800)	62,903	133,034	0	0	(0)	572,165	27,835	(19,214)



Department Operating Budget Narrative

Account Number	Description	2026 Requested	2025 Budget	Difference		Change Justification 10% or greater change
				Amount	%	
16 - Highway						
1609 - HWY-Crushing Operations						
<u>Expense / Expenditure</u>						
1609-53251 - Crushing Operations						
104-1609-53251-???-101	101 - Wages-Permanent	26,627	20,250	6,377	+31.49%	Wage amounts generated according to Wage plan.
104-1609-53251-???-107	107 - Sick Leave	0	0	0	0.00%	
104-1609-53251-???-108	108 - Vacation	0	0	0	0.00%	
104-1609-53251-???-109	109 - Holiday	0	0	0	0.00%	
104-1609-53251-???-111	111 - Clothing Allowance	0	0	0	0.00%	
104-1609-53251-???-120	120 - FICA	0	0	0	0.00%	
104-1609-53251-???-130	130 - Health Insurance	0	0	0	0.00%	
104-1609-53251-???-131	131 - ILC	23,355	1,365	21,990	+1611.46%	ILC amounts generated according to wage plan.
104-1609-53251-???-132	132 - Post Employment Benefits	0	0	0	0.00%	
104-1609-53251-???-133	133 - Vision Insurance	0	0	0	0.00%	
104-1609-53251-???-134	134 - Dental Insurance	0	0	0	0.00%	
104-1609-53251-???-140	140 - Life Insurance	0	0	0	0.00%	
104-1609-53251-???-151	151 - Retirement	0	0	0	0.00%	
104-1609-53251-???-160	160 - Worker's Compensation	0	0	0	0.00%	
104-1609-53251-???-341	341 - Operating Supplies & Expense	94,086	94,086	0	0.00%	
104-1609-53251-???-534	534 - Leases-Vehicles	0	0	0	0.00%	
104-1609-53251-???-980	980 - Outlay Offset	(12,136)	(12,136)	0	0.00%	
1610 - HWY-Administration						
<u>Revenue / Funding Source</u>						
1610-41110 - General Property Taxes -						
104-1610-41110-???-000	41-000 - Taxes	3,474,697	1,938,381	1,536,316	+79.26%	
1610-43531 - State Aid-Transportation						
104-1610-43531-???-000	43-000 - Intergovernmental Revenues	0	0	0	0.00%	
1610-43534 - State Aid LRIP						
104-1610-43534-???-000	43-000 - Intergovernmental Revenues	0	844,061	(844,061)	-100.00%	Anticipated LRIP revenues are shown under Capital Projects for 2026 Budget.
1610-44101 - Utility Permits						
104-1610-44101-???-000	44-000 - Licenses and Permits	30,550	30,550	0	0.00%	
1610-44102 - Driveway Permits						
104-1610-44102-???-000	44-000 - Licenses and Permits	0	0	0	0.00%	
1610-44260 - Moving Permits						
104-1610-44260-???-000	44-000 - Licenses and Permits	0	0	0	0.00%	
1610-47231 - State Revenue-Highway						
104-1610-47231-???-000	47-000 - Intergovernmental Charges for Services	69,899	69,899	0	0.00%	
1610-48100 - Interest						
104-1610-48100-???-000	48-000 - Miscellaneous Revenues	0	0	0	0.00%	
1610-48340 - Property Sales-Salvage & Waste						
104-1610-48340-???-000	48-000 - Miscellaneous Revenues	1,315	1,315	0	0.00%	
1610-48500 - Donations & Contributions						



Department Operating Budget Narrative

104-1610-48500-???-000	48-000 - Miscellaneous Revenues	0	0	0	0.00%
1610-49210 - Transfer from Other Funds-HWY					
104-1610-49210-???-000	49-000 - Other Financing Sources	0	0	0	0.00%

Expense / Expenditure

1610-53110 - Highway Administration

104-1610-53110-???-101	101 - Wages-Permanent	221,612	209,330	12,283	+5.87%
104-1610-53110-???-107	107 - Sick Leave	0	0	0	0.00%
104-1610-53110-???-108	108 - Vacation	0	0	0	0.00%
104-1610-53110-???-109	109 - Holiday	0	0	0	0.00%
104-1610-53110-???-111	111 - Clothing Allowance	0	0	0	0.00%
104-1610-53110-???-120	120 - FICA	0	0	0	0.00%
104-1610-53110-???-130	130 - Health Insurance	0	0	0	0.00%
104-1610-53110-???-131	131 - ILC	200,120	188,159	11,960	+6.36%
104-1610-53110-???-132	132 - Post Employment Benefits	0	0	0	0.00%
104-1610-53110-???-133	133 - Vision Insurance	0	0	0	0.00%
104-1610-53110-???-134	134 - Dental Insurance	0	0	0	0.00%
104-1610-53110-???-140	140 - Life Insurance	0	0	0	0.00%
104-1610-53110-???-151	151 - Retirement	0	0	0	0.00%
104-1610-53110-???-160	160 - Worker's Compensation	0	0	0	0.00%
104-1610-53110-???-172	172 - Training / Conference / CPE	3,220	3,220	0	0.00%
104-1610-53110-???-191	191 - Accrued Vested Sick - Highway	0	0	0	0.00%
104-1610-53110-???-212	212 - Prof Serv-Accounting	7,665	7,665	0	0.00%
104-1610-53110-???-221	221 - Utility Service-Cellphone / Telephone	2,156	2,156	0	0.00%
104-1610-53110-???-230	230 - R/M Serv-PC Replacement	9,010	9,230	(220)	-2.38%
104-1610-53110-???-311	311 - Office Supplies	1,994	1,994	0	0.00%
104-1610-53110-???-312	312 - Copy Expense	988	988	0	0.00%
104-1610-53110-???-313	313 - Postage	535	535	0	0.00%
104-1610-53110-???-324	324 - Advertising	1,295	1,295	0	0.00%
104-1610-53110-???-331	331 - Mileage	161	161	0	0.00%
104-1610-53110-???-332	332 - Meals	379	343	36	+10.50% Dollar amount immaterial.
104-1610-53110-???-333	333 - Lodging / Hotels	2,100	2,100	0	0.00%
104-1610-53110-???-336	336 - Parking	121	4	117	+2925.00% Dollar amount immaterial.
104-1610-53110-???-341	341 - Operating Supplies & Expense	12,616	10,211	2,405	+23.55% 4 yr. avg. Increasing materials costs.
104-1610-53110-???-390	390 - Other Supplies & Expense	0	0	0	0.00%
1610-59210 - Transfer to Capital Projects -					
104-1610-59210-???-911	911 - Transfer to General Fund	0	0	0	0.00%

1611 - HWY Engineer

Expense / Expenditure

1611-53120 - HWY Engineer

104-1611-53120-???-101	101 - Wages-Permanent	146,521	139,461	7,060	+5.06%
104-1611-53120-???-107	107 - Sick Leave	0	0	0	0.00%
104-1611-53120-???-108	108 - Vacation	0	0	0	0.00%
104-1611-53120-???-109	109 - Holiday	0	0	0	0.00%
104-1611-53120-???-111	111 - Clothing Allowance	0	0	0	0.00%
104-1611-53120-???-120	120 - FICA	0	0	0	0.00%
104-1611-53120-???-130	130 - Health Insurance	0	0	0	0.00%



Department Operating Budget Narrative

104-1611-53120-???-131	131 - ILC	127,748	52,013	75,734	+145.61%
104-1611-53120-???-132	132 - Post Employment Benefits	0	0	0	0.00%
104-1611-53120-???-133	133 - Vision Insurance	0	0	0	0.00%
104-1611-53120-???-134	134 - Dental Insurance	0	0	0	0.00%
104-1611-53120-???-140	140 - Life Insurance	0	0	0	0.00%
104-1611-53120-???-151	151 - Retirement	0	0	0	0.00%
104-1611-53120-???-160	160 - Worker's Compensation	0	0	0	0.00%
104-1611-53120-???-172	172 - Training / Conference / CPE	172	172	0	0.00%
104-1611-53120-???-191	191 - Accrued Vested Sick - Highway	0	0	0	0.00%
104-1611-53120-???-221	221 - Utility Service-Cellphone / Telephone	5	5	0	0.00%
104-1611-53120-???-311	311 - Office Supplies	238	238	0	0.00%
104-1611-53120-???-331	331 - Mileage	14	14	0	0.00%
104-1611-53120-???-332	332 - Meals	13	13	0	0.00%
104-1611-53120-???-333	333 - Lodging / Hotels	800	800	0	0.00%
104-1611-53120-???-336	336 - Parking	0	0	0	0.00%
104-1611-53120-???-341	341 - Operating Supplies & Expense	11,519	9,886	1,633	+16.52% 4 yr. avg. Increasing materials costs.
104-1611-53120-???-390	390 - Other Supplies & Expense	10	10	0	0.00%
104-1611-53120-???-534	534 - Leases-Vehicles	8,319	8,319	0	0.00%

1612 - HWY-Other Admin

Revenue / Funding Source

1612-47231 - State Revenue-Highway

104-1612-47231-???-000	47-000 - Intergovernmental Charges for Services	134,607	134,607	0	0.00%
------------------------	---	---------	---------	---	-------

Expense / Expenditure

1612-53191 - Highway-Other Administration

104-1612-53191-???-101	101 - Wages-Permanent	158,170	150,547	7,623	+5.06%
104-1612-53191-???-107	107 - Sick Leave	0	0	0	0.00%
104-1612-53191-???-108	108 - Vacation	0	0	0	0.00%
104-1612-53191-???-109	109 - Holiday	0	0	0	0.00%
104-1612-53191-???-111	111 - Clothing Allowance	0	0	0	0.00%
104-1612-53191-???-120	120 - FICA	0	0	0	0.00%
104-1612-53191-???-130	130 - Health Insurance	0	0	0	0.00%
104-1612-53191-???-131	131 - ILC	146,483	139,424	7,059	+5.06%
104-1612-53191-???-132	132 - Post Employment Benefits	0	0	0	0.00%
104-1612-53191-???-133	133 - Vision Insurance	0	0	0	0.00%
104-1612-53191-???-140	140 - Life Insurance	0	0	0	0.00%
104-1612-53191-???-151	151 - Retirement	0	0	0	0.00%
104-1612-53191-???-160	160 - Worker's Compensation	0	0	0	0.00%
104-1612-53191-???-172	172 - Training / Conference / CPE	135	135	0	0.00%
104-1612-53191-???-191	191 - Accrued Vested Sick - Highway	0	0	0	0.00%
104-1612-53191-???-221	221 - Utility Service-Cellphone / Telephone	7,384	7,384	0	0.00%
104-1612-53191-???-331	331 - Mileage	0	0	0	0.00%
104-1612-53191-???-332	332 - Meals	3	3	0	0.00%
104-1612-53191-???-333	333 - Lodging / Hotels	0	0	0	0.00%
104-1612-53191-???-336	336 - Parking	0	0	0	0.00%



Department Operating Budget Narrative

104-1612-53191-???-349	349 - Other Operating Supplies	524	524	0	0.00%
104-1612-53191-???-356	356 - Supplies & Expense	1,116	1,105	11	+1.00%
104-1612-53191-???-390	390 - Other Supplies & Expense	0	0	0	0.00%
104-1612-53191-???-511	511 - Insurance-Liability	84,981	77,259	7,722	+9.99%
104-1612-53191-???-534	534 - Leases-Vehicles	28,119	26,550	1,569	+5.91%

1613 - HWY-Bituminous Crushed Recycle

Revenue / Funding Source

1613-47470 - Highway-Intergovernment Charges-

104-1613-47470-???-000	47-000 - Intergovernmental Charges for Services	0	0	0	0.00%
------------------------	---	---	---	---	-------

Expense / Expenditure

1613-53262 - Highway-Bituminous Operations

104-1613-53262-???-132	132 - Post Employment Benefits	0	0	0	0.00%
104-1613-53262-???-340	340 - Operating Supplies & Expense	0	0	0	0.00%

1614 - HWY-Bituminous Operations

Revenue / Funding Source

1614-47470 - Highway-Intergovernmental

104-1614-47470-???-000	47-000 - Intergovernmental Charges for Services	2,458,279	2,458,279	0	0.00%
------------------------	---	-----------	-----------	---	-------

Expense / Expenditure

1614-53266 - Highway-Bituminous Operations

104-1614-53266-???-101	101 - Wages-Permanent	70,287	67,715	2,572	+3.80%
104-1614-53266-???-107	107 - Sick Leave	0	0	0	0.00%
104-1614-53266-???-108	108 - Vacation	0	0	0	0.00%
104-1614-53266-???-109	109 - Holiday	0	0	0	0.00%
104-1614-53266-???-111	111 - Clothing Allowance	0	0	0	0.00%
104-1614-53266-???-120	120 - FICA	0	0	0	0.00%
104-1614-53266-???-130	130 - Health Insurance	0	0	0	0.00%
104-1614-53266-???-131	131 - ILC	62,484	38,987	23,497	+60.27%
104-1614-53266-???-132	132 - Post Employment Benefits	0	0	0	0.00%
104-1614-53266-???-133	133 - Vision Insurance	0	0	0	0.00%
104-1614-53266-???-134	134 - Dental Insurance	0	0	0	0.00%
104-1614-53266-???-140	140 - Life Insurance	0	0	0	0.00%
104-1614-53266-???-151	151 - Retirement	0	0	0	0.00%
104-1614-53266-???-160	160 - Worker's Compensation	0	0	0	0.00%
104-1614-53266-???-191	191 - Accrued Vested Sick - Highway	0	0	0	0.00%
104-1614-53266-???-340	340 - Operating Supplies & Expense	0	0	0	0.00%
104-1614-53266-???-376	376 - Roadway Supplies/Materials	1,600,670	1,600,670	0	0.00%
104-1614-53266-???-534	534 - Leases-Vehicles	310,239	310,239	0	0.00%
104-1614-53266-???-970	970 - Cost Allocation	0	0	0	0.00%

1615 - HWY-Maintenance CTHS

Expense / Expenditure

1615-53310 - HWY-Maintenance CTHS

104-1615-53310-???-101	101 - Wages-Permanent	36,839	35,062	1,777	+5.07%
104-1615-53310-???-107	107 - Sick Leave	0	0	0	0.00%



Department Operating Budget Narrative

104-1615-53310-???-108	108 - Vacation	0	0	0	0.00%
104-1615-53310-???-109	109 - Holiday	0	0	0	0.00%
104-1615-53310-???-111	111 - Clothing Allowance	0	0	0	0.00%
104-1615-53310-???-120	120 - FICA	0	0	0	0.00%
104-1615-53310-???-130	130 - Health Insurance	0	0	0	0.00%
104-1615-53310-???-131	131 - ILC	32,004	30,460	1,543	+5.07%
104-1615-53310-???-132	132 - Post Employment Benefits	0	0	0	0.00%
104-1615-53310-???-133	133 - Vision Insurance	0	0	0	0.00%
104-1615-53310-???-134	134 - Dental Insurance	0	0	0	0.00%
104-1615-53310-???-140	140 - Life Insurance	0	0	0	0.00%
104-1615-53310-???-151	151 - Retirement	0	0	0	0.00%
104-1615-53310-???-160	160 - Worker's Compensation	0	0	0	0.00%
104-1615-53310-???-191	191 - Accrued Vested Sick - Highway	(0)	(0)	0	0.00%
104-1615-53310-???-340	340 - Operating Supplies & Expense	(0)	(0)	0	0.00%

1616 - HWY-Patrol Sections

Revenue / Funding Source

1616-43531 - State Aid-Transportation

104-1616-43531-???-000	43-000 - Intergovernmental Revenues	2,497,341	2,497,341	0	0.00%
------------------------	-------------------------------------	-----------	-----------	---	-------

Expense / Expenditure

1616-53311 - Maint CTHS Patrol Sections

104-1616-53311-???-101	101 - Wages-Permanent	636,729	629,932	6,797	+1.08%
104-1616-53311-???-107	107 - Sick Leave	0	0	0	0.00%
104-1616-53311-???-108	108 - Vacation	0	0	0	0.00%
104-1616-53311-???-109	109 - Holiday	0	0	0	0.00%
104-1616-53311-???-111	111 - Clothing Allowance	0	0	0	0.00%
104-1616-53311-???-120	120 - FICA	0	0	0	0.00%
104-1616-53311-???-130	130 - Health Insurance	0	0	0	0.00%
104-1616-53311-???-131	131 - ILC	548,141	516,082	32,059	+6.21%
104-1616-53311-???-132	132 - Post Employment Benefits	0	0	0	0.00%
104-1616-53311-???-133	133 - Vision Insurance	0	0	0	0.00%
104-1616-53311-???-134	134 - Dental Insurance	0	0	0	0.00%
104-1616-53311-???-140	140 - Life Insurance	0	0	0	0.00%
104-1616-53311-???-151	151 - Retirement	0	0	0	0.00%
104-1616-53311-???-160	160 - Worker's Compensation	0	0	0	0.00%
104-1616-53311-???-172	172 - Training / Conference / CPE	75	75	0	0.00%
104-1616-53311-???-191	191 - Accrued Vested Sick - Highway	0	0	0	0.00%
104-1616-53311-???-331	331 - Mileage	265	138	127	+92.03% Dollar amount immaterial.
104-1616-53311-???-332	332 - Meals	1,073	963	110	+11.42% Dollar amount immaterial.
104-1616-53311-???-333	333 - Lodging / Hotels	0	0	0	0.00%
104-1616-53311-???-336	336 - Parking	10	10	0	0.00%
104-1616-53311-???-340	340 - Operating Supplies & Expense	1,029,350	882,062	147,288	+16.70% 4 yr. avg. Increasing materials costs.
104-1616-53311-???-341	341 - Operating Supplies & Expense	546,140	267,698	278,442	+104.01% 4 yr. avg. Increasing materials costs.

1617 - HWY-Gang Maintenance



Department Operating Budget Narrative

Expense / Expenditure

1617-53313 - Maintenance Gang

104-1617-53313-???-101	101 - Wages-Permanent	34,426	34,215	211	+0.62%	
104-1617-53313-???-107	107 - Sick Leave	0	0	0	0.00%	
104-1617-53313-???-108	108 - Vacation	0	0	0	0.00%	
104-1617-53313-???-109	109 - Holiday	0	0	0	0.00%	
104-1617-53313-???-111	111 - Clothing Allowance	0	0	0	0.00%	
104-1617-53313-???-120	120 - FICA	0	0	0	0.00%	
104-1617-53313-???-130	130 - Health Insurance	0	0	0	0.00%	
104-1617-53313-???-131	131 - ILC	30,008	25,750	4,257	+16.53%	
104-1617-53313-???-132	132 - Post Employment Benefits	0	0	0	0.00%	
104-1617-53313-???-133	133 - Vision Insurance	0	0	0	0.00%	
104-1617-53313-???-134	134 - Dental Insurance	0	0	0	0.00%	
104-1617-53313-???-140	140 - Life Insurance	0	0	0	0.00%	
104-1617-53313-???-151	151 - Retirement	0	0	0	0.00%	
104-1617-53313-???-160	160 - Worker's Compensation	0	0	0	0.00%	
104-1617-53313-???-191	191 - Accrued Vested Sick - Highway	0	0	0	0.00%	
104-1617-53313-???-340	340 - Operating Supplies & Expense	213,391	157,107	56,284	+35.83%	4 yr. avg. Increasing materials costs.
104-1617-53313-???-376	376 - Roadway Supplies/Materials	0	0	0	0.00%	

1618 - HWY-Gang Smith Pit

Expense / Expenditure

1618-53314 - Maintenance Gang

104-1618-53314-???-101	101 - Wages-Permanent	0	0	0	0.00%	
104-1618-53314-???-131	131 - ILC	0	0	0	0.00%	
104-1618-53314-???-340	340 - Operating Supplies & Expense	8,302	8,302	0	0.00%	

1619 - HWY - ATV Routes

Revenue / Funding Source

1619-48520 - Grants/Contributions-ATV Route

104-1619-48520-???-000	48-000 - Miscellaneous Revenues	0	0	0	0.00%	
------------------------	---------------------------------	---	---	---	-------	--

Expense / Expenditure

1619-53490 - ATV Route Signage

104-1619-53490-???-340	340 - Operating Supplies & Expense	0	0	0	0.00%	
------------------------	------------------------------------	---	---	---	-------	--

1619-53491 - ATV Route Signage

104-1619-53491-???-101	101 - Wages-Permanent	5,509	5,177	333	+6.43%	
104-1619-53491-???-107	107 - Sick Leave	0	0	0	0.00%	
104-1619-53491-???-108	108 - Vacation	0	0	0	0.00%	
104-1619-53491-???-109	109 - Holiday	0	0	0	0.00%	
104-1619-53491-???-111	111 - Clothing Allowance	0	0	0	0.00%	
104-1619-53491-???-120	120 - FICA	0	0	0	0.00%	
104-1619-53491-???-130	130 - Health Insurance	0	0	0	0.00%	
104-1619-53491-???-131	131 - ILC	4,938	4,639	300	+6.46%	
104-1619-53491-???-132	132 - Post Employment Benefits	0	0	0	0.00%	
104-1619-53491-???-133	133 - Vision Insurance	0	0	0	0.00%	
104-1619-53491-???-134	134 - Dental Insurance	0	0	0	0.00%	



Department Operating Budget Narrative

104-1619-53491-???-140	140 - Life Insurance	0	0	0	0.00%
104-1619-53491-???-151	151 - Retirement	0	0	0	0.00%
104-1619-53491-???-160	160 - Worker's Compensation	0	0	0	0.00%
104-1619-53491-???-340	340 - Operating Supplies & Expense	7,531	7,531	0	0.00%

1620 - HWY-Field Tools

Revenue / Funding Source

1620-47232 - Machinery Revenue					
604-1620-47232-???-000	47-000 - Intergovernmental Charges for Services	0	0	0	0.00%
1620-48310 - Gain/Loss Sale of Fixed Assets					
604-1620-48310-???-000	48-000 - Miscellaneous Revenues	0	0	0	0.00%
1620-48340 - Property Sales-Salvage & Waste					
604-1620-48340-???-000	47-000 - Intergovernmental Charges for Services	0	0	0	0.00%
604-1620-48340-???-000	48-000 - Miscellaneous Revenues	0	0	0	0.00%
1620-48440 - Insurance Recoveries					
604-1620-48440-???-000	48-000 - Miscellaneous Revenues	0	0	0	0.00%

Expense / Expenditure

1620-53220 - Highway-Field Tools					
604-1620-53220-???-101	101 - Wages-Permanent	3,735	3,561	174	+4.89%
604-1620-53220-???-107	107 - Sick Leave	0	0	0	0.00%
604-1620-53220-???-108	108 - Vacation	0	0	0	0.00%
604-1620-53220-???-109	109 - Holiday	0	0	0	0.00%
604-1620-53220-???-111	111 - Clothing Allowance	0	0	0	0.00%
604-1620-53220-???-120	120 - FICA	0	0	0	0.00%
604-1620-53220-???-130	130 - Health Insurance	0	0	0	0.00%
604-1620-53220-???-131	131 - ILC	3,319	2,741	578	+21.09%
604-1620-53220-???-132	132 - Post Employment Benefits	0	0	0	0.00%
604-1620-53220-???-133	133 - Vision Insurance	0	0	0	0.00%
604-1620-53220-???-134	134 - Dental Insurance	0	0	0	0.00%
604-1620-53220-???-140	140 - Life Insurance	0	0	0	0.00%
604-1620-53220-???-151	151 - Retirement	0	0	0	0.00%
604-1620-53220-???-160	160 - Worker's Compensation	0	0	0	0.00%
604-1620-53220-???-191	191 - Accrued Vested Sick - Highway	0	0	0	0.00%
604-1620-53220-???-340	340 - Operating Supplies & Expense	0	0	0	0.00%
604-1620-53220-???-362	362 - Repair & Maint Supplies-Tools	68,619	68,619	0	0.00%
604-1620-53220-???-920	920 - Cost Allocation-Field Sm Tools	(120,455)	(120,455)	0	0.00%
1620-57930 - Highway-Depreciation					
604-1620-57930-???-540	540 - Depreciation & Amortization	0	0	0	0.00%
604-1620-57930-???-541	541 - Depreciation-Building	0	0	0	0.00%
604-1620-57930-???-542	542 - Depreciation-Leasehold Improv	0	0	0	0.00%
604-1620-57930-???-545	545 - Depreciation-Machinery	0	0	0	0.00%

1621 - HWY-Shop OPS



Department Operating Budget Narrative

Expense / Expenditure

1621-53230 - Highway-Shop Operations

604-1621-53230-???-101	101 - Wages-Permanent	163,598	207,533	(43,935)	-21.17%
604-1621-53230-???-107	107 - Sick Leave	0	0	0	0.00%
604-1621-53230-???-108	108 - Vacation	0	0	0	0.00%
604-1621-53230-???-109	109 - Holiday	0	0	0	0.00%
604-1621-53230-???-111	111 - Clothing Allowance	0	0	0	0.00%
604-1621-53230-???-120	120 - FICA	0	0	0	0.00%
604-1621-53230-???-130	130 - Health Insurance	0	0	0	0.00%
604-1621-53230-???-131	131 - ILC	143,181	146,367	(3,186)	-2.18%
604-1621-53230-???-132	132 - Post Employment Benefits	0	0	0	0.00%
604-1621-53230-???-133	133 - Vision Insurance	0	0	0	0.00%
604-1621-53230-???-134	134 - Dental Insurance	0	0	0	0.00%
604-1621-53230-???-140	140 - Life Insurance	0	0	0	0.00%
604-1621-53230-???-151	151 - Retirement	0	0	0	0.00%
604-1621-53230-???-160	160 - Worker's Compensation	0	0	0	0.00%
604-1621-53230-???-191	191 - Accrued Vested Sick - Highway	0	0	0	0.00%
604-1621-53230-???-341	341 - Operating Supplies & Expense	34,174	34,174	0	0.00%
604-1621-53230-???-362	362 - Repair & Maint Supplies-Tools	10,569	9,898	671	+6.78%
604-1621-53230-???-365	365 - Welding Supplies & Gas	0	0	0	0.00%
604-1621-53230-???-366	366 - Inventory Adjustment	0	0	0	0.00%
604-1621-53230-???-540	540 - Depreciation & Amortization	0	0	0	0.00%
604-1621-53230-???-980	980 - Outlay Offset	0	0	0	0.00%

1622 - HWY-Fuel Handling

Revenue / Funding Source

1622-47430 - Local Dept Charges-Blding Rent

604-1622-47430-???-000	47-000 - Intergovernmental Charges for Services	0	0	0	0.00%
------------------------	---	---	---	---	-------

Expense / Expenditure

1622-53232 - Highway-Fuel Handling

604-1622-53232-???-107	107 - Sick Leave	0	0	0	0.00%
604-1622-53232-???-108	108 - Vacation	0	0	0	0.00%
604-1622-53232-???-109	109 - Holiday	0	0	0	0.00%
604-1622-53232-???-111	111 - Clothing Allowance	0	0	0	0.00%
604-1622-53232-???-120	120 - FICA	0	0	0	0.00%
604-1622-53232-???-130	130 - Health Insurance	0	0	0	0.00%
604-1622-53232-???-131	131 - ILC	0	0	0	0.00%
604-1622-53232-???-132	132 - Post Employment Benefits	0	0	0	0.00%
604-1622-53232-???-133	133 - Vision Insurance	0	0	0	0.00%
604-1622-53232-???-140	140 - Life Insurance	0	0	0	0.00%
604-1622-53232-???-151	151 - Retirement	0	0	0	0.00%
604-1622-53232-???-160	160 - Worker's Compensation	0	0	0	0.00%
604-1622-53232-???-341	341 - Operating Supplies & Expense	9,630	9,279	351	+3.78%
604-1622-53232-???-356	356 - Supplies & Expense	1,211	1,211	0	0.00%
604-1622-53232-???-931	931 - Transfer to Debt Serv-Prncpal	(28,256)	(28,256)	0	0.00%



Department Operating Budget Narrative

1623 - HWY-Machinery Operations

Revenue / Funding Source

1623-47231 - State Revenue-Highway

604-1623-47231-???-000	47-000 - Intergovernmental Charges for Services	59,311	63,508	(4,197)	-6.61%
------------------------	---	--------	--------	---------	--------

1623-47232 - Machinery Revenue

604-1623-47232-???-000	47-000 - Intergovernmental Charges for Services	(14,629)	(14,629)	0	0.00%
------------------------	---	----------	----------	---	-------

1623-48340 - Property Sales-Salvage & Waste

604-1623-48340-???-000	48-000 - Miscellaneous Revenues	9,290	9,290	0	0.00%
------------------------	---------------------------------	-------	-------	---	-------

Expense / Expenditure

1623-53240 - Highway-Machinery Operations

604-1623-53240-???-101	101 - Wages-Permanent	275,027	262,798	12,229	+4.65%
604-1623-53240-???-107	107 - Sick Leave	0	0	0	0.00%
604-1623-53240-???-108	108 - Vacation	0	0	0	0.00%
604-1623-53240-???-109	109 - Holiday	0	0	0	0.00%
604-1623-53240-???-111	111 - Clothing Allowance	0	0	0	0.00%
604-1623-53240-???-120	120 - FICA	0	0	0	0.00%
604-1623-53240-???-130	130 - Health Insurance	0	0	0	0.00%
604-1623-53240-???-131	131 - ILC	239,525	155,005	84,520	+54.53%
604-1623-53240-???-132	132 - Post Employment Benefits	0	0	0	0.00%
604-1623-53240-???-133	133 - Vision Insurance	0	0	0	0.00%
604-1623-53240-???-134	134 - Dental Insurance	0	0	0	0.00%
604-1623-53240-???-140	140 - Life Insurance	0	0	0	0.00%
604-1623-53240-???-151	151 - Retirement	0	0	0	0.00%
604-1623-53240-???-160	160 - Worker's Compensation	0	0	0	0.00%
604-1623-53240-???-191	191 - Accrued Vested Sick - Highway	0	0	0	0.00%

604-1623-53240-???-232	232 - R/M Serv-Vehicles	925,779	843,807	81,972	+9.71%
604-1623-53240-???-340	340 - Operating Supplies & Expense	0	0	0	0.00%

604-1623-53240-???-341	341 - Operating Supplies & Expense	8,094	3,446	4,648	+134.88% 4 yr. avg. Increasing materials costs.
------------------------	------------------------------------	-------	-------	-------	---

604-1623-53240-???-512	512 - Insurance-Vehicles	84,999	77,276	7,723	+9.99%
604-1623-53240-???-817	817 - Capital Equipment-Enterprise	1,305,000	995,000	310,000	+31.16% Per Equipment CIP. See Highway Commissioner.
604-1623-53240-???-819	819 - Other Equipment	0	0	0	0.00%
604-1623-53240-???-940	940 - Cost Allocation	(2,409,244)	(2,409,244)	0	0.00%

1624 - HWY-Bituminous Machinery Fund

Revenue / Funding Source

1624-47470 - Dept Charges-Bituminous

604-1624-47470-???-000	47-000 - Intergovernmental Charges for Services	262,576	273,280	(10,704)	-3.92%
------------------------	---	---------	---------	----------	--------

Expense / Expenditure

1624-53260 - Highway-Bituminous Operations

604-1624-53260-???-101	101 - Wages-Permanent	37,041	35,294	1,747	+4.95%
604-1624-53260-???-107	107 - Sick Leave	0	0	0	0.00%
604-1624-53260-???-108	108 - Vacation	0	0	0	0.00%
604-1624-53260-???-109	109 - Holiday	0	0	0	0.00%
604-1624-53260-???-111	111 - Clothing Allowance	0	0	0	0.00%



Department Operating Budget Narrative

604-1624-53260-???-120	120 - FICA	0	0	0	0.00%
604-1624-53260-???-130	130 - Health Insurance	0	0	0	0.00%
604-1624-53260-???-131	131 - ILC	33,397	30,460	2,938	+9.64%
604-1624-53260-???-132	132 - Post Employment Benefits	0	0	0	0.00%
604-1624-53260-???-133	133 - Vision Insurance	0	0	0	0.00%
604-1624-53260-???-134	134 - Dental Insurance	0	0	0	0.00%
604-1624-53260-???-140	140 - Life Insurance	0	0	0	0.00%
604-1624-53260-???-151	151 - Retirement	0	0	0	0.00%
604-1624-53260-???-160	160 - Worker's Compensation	0	0	0	0.00%
604-1624-53260-???-191	191 - Accrued Vested Sick - Highway	0	0	0	0.00%
604-1624-53260-???-221	221 - Utility Service-Cellphone / Telephone	571	564	7	+1.24%
604-1624-53260-???-229	229 - Utility Service-Other	120,389	118,524	1,865	+1.57%
604-1624-53260-???-311	311 - Office Supplies	0	0	0	0.00%
604-1624-53260-???-340	340 - Operating Supplies & Expense	0	0	0	0.00%
604-1624-53260-???-341	341 - Operating Supplies & Expense	4,198	4,198	0	0.00%
604-1624-53260-???-353	353 - Repair & Maintenance Supplies	23,162	23,162	0	0.00%
604-1624-53260-???-534	534 - Leases-Vehicles	2,687	2,687	0	0.00%

1625 - HWY-Buildings & Grounds

Expense / Expenditure

1625-53270 - Buildings & Grounds Operations

604-1625-53270-???-101	101 - Wages-Permanent	32,277	30,851	1,425	+4.62%
604-1625-53270-???-107	107 - Sick Leave	0	0	0	0.00%
604-1625-53270-???-108	108 - Vacation	0	0	0	0.00%
604-1625-53270-???-109	109 - Holiday	0	0	0	0.00%
604-1625-53270-???-111	111 - Clothing Allowance	0	0	0	0.00%
604-1625-53270-???-120	120 - FICA	0	0	0	0.00%
604-1625-53270-???-130	130 - Health Insurance	0	0	0	0.00%
604-1625-53270-???-131	131 - ILC	28,331	21,226	7,106	+33.48%
604-1625-53270-???-132	132 - Post Employment Benefits	0	0	0	0.00%
604-1625-53270-???-133	133 - Vision Insurance	0	0	0	0.00%
604-1625-53270-???-134	134 - Dental Insurance	0	0	0	0.00%
604-1625-53270-???-140	140 - Life Insurance	0	0	0	0.00%
604-1625-53270-???-151	151 - Retirement	0	0	0	0.00%
604-1625-53270-???-160	160 - Worker's Compensation	0	0	0	0.00%
604-1625-53270-???-191	191 - Accrued Vested Sick - Highway	0	0	0	0.00%
604-1625-53270-???-219	219 - Prof Serv-Other	0	0	0	0.00%
604-1625-53270-???-221	221 - Utility Service-Cellphone / Telephone	2,570	2,527	43	+1.70%
604-1625-53270-???-229	229 - Utility Service-Other	63,314	61,274	2,040	+3.33%
604-1625-53270-???-249	249 - R/M Serv-Other	84,055	68,297	15,758	+23.07% 4 yr. avg.
604-1625-53270-???-340	340 - Operating Supplies & Expense	6,829	6,390	439	+6.87%
604-1625-53270-???-341	341 - Operating Supplies & Expense	22,440	21,311	1,129	+5.30%



Department Operating Budget Narrative

604-1625-53270-???-511	511 - Insurance-Liability	23,594	21,450	2,144	+9.99%
1626 - HWY-Machinery Fund					
<u>Revenue / Funding Source</u>					
1626-43300 - ARPA Proceeds					
604-1626-43300-???-000	43-000 - Intergovernmental Revenues	0	0	0	0.00%
<u>Expense / Expenditure</u>					
1626-53281 - Highway-Machinery Fund					
604-1626-53281-???-107	107 - Sick Leave	0	0	0	0.00%
604-1626-53281-???-813	813 - Vehicles	0	0	0	0.00%
604-1626-53281-???-817	817 - Capital Equipment-Enterprise	0	0	0	0.00%
604-1626-53281-???-822	822 - Building Improvements	0	0	0	0.00%
604-1626-53281-???-829	829 - Other Capital Improvements	0	0	0	0.00%
604-1626-53281-???-980	980 - Outlay Offset	0	0	0	0.00%
1627 - HWY-Salt Brine Machinery Fund					
<u>Expense / Expenditure</u>					
1627-53290 - Salt Brine Operation					
604-1627-53290-???-101	101 - Wages-Permanent	5,887	5,603	283	+5.06%
604-1627-53290-???-107	107 - Sick Leave	0	0	0	0.00%
604-1627-53290-???-108	108 - Vacation	0	0	0	0.00%
604-1627-53290-???-109	109 - Holiday	0	0	0	0.00%
604-1627-53290-???-111	111 - Clothing Allowance	0	0	0	0.00%
604-1627-53290-???-120	120 - FICA	0	0	0	0.00%
604-1627-53290-???-130	130 - Health Insurance	0	0	0	0.00%
604-1627-53290-???-131	131 - ILC	5,333	5,076	257	+5.06%
604-1627-53290-???-132	132 - Post Employment Benefits	0	0	0	0.00%
604-1627-53290-???-133	133 - Vision Insurance	0	0	0	0.00%
604-1627-53290-???-140	140 - Life Insurance	0	0	0	0.00%
604-1627-53290-???-151	151 - Retirement	0	0	0	0.00%
604-1627-53290-???-160	160 - Worker's Compensation	0	0	0	0.00%
604-1627-53290-???-221	221 - Utility Service-Cellphone / Telephone	0	0	0	0.00%
604-1627-53290-???-229	229 - Utility Service-Other	7,898	7,898	0	0.00%
604-1627-53290-???-311	311 - Office Supplies	0	0	0	0.00%
604-1627-53290-???-341	341 - Operating Supplies & Expense	2,968	1,385	1,583	+114.30% 4 yr. avg. Dollar amount immaterial.
604-1627-53290-???-353	353 - Repair & Maintenance Supplies	6,007	6,007	0	0.00%
604-1627-53290-???-376	376 - Roadway Supplies/Materials	0	0	0	0.00%
604-1627-53290-???-381	381 - Shop Overhead	0	0	0	0.00%
604-1627-53290-???-515	515 - Insurance-Other	0	0	0	0.00%
604-1627-53290-???-534	534 - Leases-Vehicles	1,232	1,232	0	0.00%
604-1627-53290-???-545	545 - Depreciation-Machinery	0	0	0	0.00%
604-1627-53290-???-940	940 - Cost Allocation	(28,215)	(28,215)	0	0.00%
1628 - HWY-Crushing Operations					
<u>Expense / Expenditure</u>					
1628-53250 - Crushing Operations					



Department Operating Budget Narrative

604-1628-53250-???-101	101 - Wages-Permanent	18,271	13,995	4,276	+30.55%	
604-1628-53250-???-107	107 - Sick Leave	0	0	0	0.00%	
604-1628-53250-???-108	108 - Vacation	0	0	0	0.00%	
604-1628-53250-???-109	109 - Holiday	0	0	0	0.00%	
604-1628-53250-???-111	111 - Clothing Allowance	0	0	0	0.00%	
604-1628-53250-???-120	120 - FICA	0	0	0	0.00%	
604-1628-53250-???-130	130 - Health Insurance	0	0	0	0.00%	
604-1628-53250-???-131	131 - ILC	16,046	1,365	14,682	+1075.88%	
604-1628-53250-???-132	132 - Post Employment Benefits	0	0	0	0.00%	
604-1628-53250-???-133	133 - Vision Insurance	0	0	0	0.00%	
604-1628-53250-???-134	134 - Dental Insurance	0	0	0	0.00%	
604-1628-53250-???-140	140 - Life Insurance	0	0	0	0.00%	
604-1628-53250-???-151	151 - Retirement	0	0	0	0.00%	
604-1628-53250-???-160	160 - Worker's Compensation	0	0	0	0.00%	
604-1628-53250-???-341	341 - Operating Supplies & Expense	0	0	0	0.00%	
604-1628-53250-???-534	534 - Leases-Vehicles	4,233	2,577	1,656	+64.26%	Increasing crushing operations.
604-1628-53250-???-980	980 - Outlay Offset	0	0	0	0.00%	

1630 - HWY-Emp Taxes & Benefits

Expense / Expenditure

1630-53210 - Hwy Employee Taxes & Benefits

604-1630-53210-???-101	101 - Wages-Permanent	0	0	0	0.00%	
604-1630-53210-???-107	107 - Sick Leave	157,189	152,270	4,919	+3.23%	
604-1630-53210-???-108	108 - Vacation	235,224	221,222	14,002	+6.33%	
604-1630-53210-???-109	109 - Holiday	130,282	126,195	4,087	+3.24%	
604-1630-53210-???-110	110 - Funeral/Jury/Other	0	0	0	0.00%	
604-1630-53210-???-111	111 - Clothing Allowance	10,000	9,000	1,000	+11.11%	Dollar amount immaterial.
604-1630-53210-???-115	115 - Overtime	0	0	0	0.00%	
604-1630-53210-???-120	120 - FICA	259,767	257,616	2,151	+0.84%	
604-1630-53210-???-130	130 - Health Insurance	954,980	909,480	45,500	+5.00%	
604-1630-53210-???-131	131 - ILC	0	0	0	0.00%	
604-1630-53210-???-132	132 - Post Employment Benefits	33,862	34,581	(718)	-2.08%	
604-1630-53210-???-133	133 - Vision Insurance	2,723	2,438	285	+11.68%	Generated by Finance.
604-1630-53210-???-134	134 - Dental Insurance	14,194	16,676	(2,481)	-14.88%	Generated by Finance.
604-1630-53210-???-140	140 - Life Insurance	590	575	15	+2.63%	
604-1630-53210-???-151	151 - Retirement	243,889	228,035	15,854	+6.95%	
604-1630-53210-???-152	152 - Net Pension Contribution	0	0	0	0.00%	
604-1630-53210-???-156	156 - Unemployment Compensation	0	0	0	0.00%	
604-1630-53210-???-160	160 - Worker's Compensation	44,989	50,680	(5,690)	-11.23%	Generated by Finance.
604-1630-53210-???-180	180 - Physical Exams	0	0	0	0.00%	
604-1630-53210-???-191	191 - Accrued Vested Sick - Highway	0	0	0	0.00%	
604-1630-53210-???-331	331 - Mileage	0	0	0	0.00%	
604-1630-53210-???-332	332 - Meals	0	0	0	0.00%	
604-1630-53210-???-333	333 - Lodging / Hotels	0	0	0	0.00%	
604-1630-53210-???-336	336 - Parking	0	0	0	0.00%	
604-1630-53210-???-910	910 - Cost Allocation	(2,087,689)	(2,008,767)	(78,922)	-3.93%	

1640 - HWY-Snow Removal



Department Operating Budget Narrative

Expense / Expenditure

1640-53312 - Maint CTHS Snow Removal

104-1640-53312-???-101	101 - Wages-Permanent	166,130	158,823	7,307	+4.60%
104-1640-53312-???-107	107 - Sick Leave	0	0	0	0.00%
104-1640-53312-???-108	108 - Vacation	0	0	0	0.00%
104-1640-53312-???-109	109 - Holiday	0	0	0	0.00%
104-1640-53312-???-111	111 - Clothing Allowance	0	0	0	0.00%
104-1640-53312-???-120	120 - FICA	0	0	0	0.00%
104-1640-53312-???-130	130 - Health Insurance	0	0	0	0.00%
104-1640-53312-???-131	131 - ILC	141,960	124,494	17,465	+14.03%
104-1640-53312-???-132	132 - Post Employment Benefits	0	0	0	0.00%
104-1640-53312-???-133	133 - Vision Insurance	0	0	0	0.00%
104-1640-53312-???-134	134 - Dental Insurance	0	0	0	0.00%
104-1640-53312-???-140	140 - Life Insurance	0	0	0	0.00%
104-1640-53312-???-151	151 - Retirement	0	0	0	0.00%
104-1640-53312-???-160	160 - Worker's Compensation	0	0	0	0.00%
104-1640-53312-???-191	191 - Accrued Vested Sick - Highway	0	0	0	0.00%
104-1640-53312-???-340	340 - Operating Supplies & Expense	0	0	0	0.00%
104-1640-53312-???-341	341 - Operating Supplies & Expense	706,683	706,683	0	0.00%

1641 - HWY-Salt Brine Production

Expense / Expenditure

1641-53291 - Highway-Salt Brine

104-1641-53291-???-101	101 - Wages-Permanent	5,887	5,603	283	+5.06%
104-1641-53291-???-107	107 - Sick Leave	0	0	0	0.00%
104-1641-53291-???-108	108 - Vacation	0	0	0	0.00%
104-1641-53291-???-109	109 - Holiday	0	0	0	0.00%
104-1641-53291-???-111	111 - Clothing Allowance	0	0	0	0.00%
104-1641-53291-???-120	120 - FICA	0	0	0	0.00%
104-1641-53291-???-130	130 - Health Insurance	0	0	0	0.00%
104-1641-53291-???-131	131 - ILC	5,333	5,076	257	+5.06%
104-1641-53291-???-132	132 - Post Employment Benefits	0	0	0	0.00%
104-1641-53291-???-133	133 - Vision Insurance	0	0	0	0.00%
104-1641-53291-???-140	140 - Life Insurance	0	0	0	0.00%
104-1641-53291-???-151	151 - Retirement	0	0	0	0.00%
104-1641-53291-???-160	160 - Worker's Compensation	0	0	0	0.00%
104-1641-53291-???-340	340 - Operating Supplies & Expense	0	0	0	0.00%
104-1641-53291-???-341	341 - Operating Supplies & Expense	17,791	17,584	207	+1.18%
104-1641-53291-???-531	531 - Rent-Interdepartment	0	0	0	0.00%
104-1641-53291-???-534	534 - Leases-Vehicles	50,115	43,921	6,194	+14.10%
104-1641-53291-???-990	990 - Cost Allocation	(76,985)	(76,985)	0	0.00%

Increasing salt brine activity.

1650 - HWY-Co Aid Roads

Revenue / Funding Source

1650-47332 - Revenue from Districts-Roads



Department Operating Budget Narrative

104-1650-47332-???-000	47-000 - Intergovernmental Charges for Services	267,134	267,134	0	0.00%
------------------------	--	---------	---------	---	-------

Expense / Expenditure

1650-53340 - County-Aid Road Construction

104-1650-53340-???-101	101 - Wages-Permanent	43,802	43,545	256	+0.59%
104-1650-53340-???-107	107 - Sick Leave	0	0	0	0.00%
104-1650-53340-???-108	108 - Vacation	0	0	0	0.00%
104-1650-53340-???-109	109 - Holiday	0	0	0	0.00%
104-1650-53340-???-111	111 - Clothing Allowance	0	0	0	0.00%
104-1650-53340-???-120	120 - FICA	0	0	0	0.00%
104-1650-53340-???-130	130 - Health Insurance	0	0	0	0.00%
104-1650-53340-???-131	131 - ILC	37,389	35,420	1,969	+5.56%
104-1650-53340-???-132	132 - Post Employment Benefits	0	0	0	0.00%
104-1650-53340-???-133	133 - Vision Insurance	0	0	0	0.00%
104-1650-53340-???-134	134 - Dental Insurance	0	0	0	0.00%
104-1650-53340-???-140	140 - Life Insurance	0	0	0	0.00%
104-1650-53340-???-151	151 - Retirement	0	0	0	0.00%
104-1650-53340-???-160	160 - Worker's Compensation	0	0	0	0.00%
104-1650-53340-???-191	191 - Accrued Vested Sick - Highway	0	0	0	0.00%
104-1650-53340-???-730	730 - Aid-Road & Bridge Construction	251,072	251,072	0	0.00%

1660 - HWY-Co Aid Bridges

Revenue / Funding Source

1660-47333 - Revenue from Districts-Bridges

104-1660-47333-???-000	47-000 - Intergovernmental Charges for Services	117,697	117,697	0	0.00%
------------------------	--	---------	---------	---	-------

Expense / Expenditure

1660-53341 - County-Aid Bridge Construction

104-1660-53341-???-101	101 - Wages-Permanent	13,396	13,247	150	+1.13%
104-1660-53341-???-107	107 - Sick Leave	0	0	0	0.00%
104-1660-53341-???-108	108 - Vacation	0	0	0	0.00%
104-1660-53341-???-109	109 - Holiday	0	0	0	0.00%
104-1660-53341-???-111	111 - Clothing Allowance	0	0	0	0.00%
104-1660-53341-???-120	120 - FICA	0	0	0	0.00%
104-1660-53341-???-130	130 - Health Insurance	0	0	0	0.00%
104-1660-53341-???-131	131 - ILC	11,104	10,537	566	+5.38%
104-1660-53341-???-132	132 - Post Employment Benefits	0	0	0	0.00%
104-1660-53341-???-133	133 - Vision Insurance	0	0	0	0.00%
104-1660-53341-???-134	134 - Dental Insurance	0	0	0	0.00%
104-1660-53341-???-140	140 - Life Insurance	0	0	0	0.00%
104-1660-53341-???-151	151 - Retirement	0	0	0	0.00%
104-1660-53341-???-160	160 - Worker's Compensation	0	0	0	0.00%
104-1660-53341-???-191	191 - Accrued Vested Sick - Highway	0	0	0	0.00%
104-1660-53341-???-730	730 - Aid-Road & Bridge Construction	226,947	226,947	0	0.00%

1670 - HWY-Maint State Roads

Revenue / Funding Source



Department Operating Budget Narrative

1670-47230 - 47230

604-1670-47230-???-000	47-000 - Intergovernmental Charges for Services	1,451,969	1,264,109	187,860	+14.86%
------------------------	---	-----------	-----------	---------	---------

1670-47233 - STHS PBM - State Aid

604-1670-47233-???-000	47-000 - Intergovernmental Charges for Services	0	0	0	0.00%
------------------------	---	---	---	---	-------

1670-47330 - Local Govt Charges-Transport

604-1670-47330-???-000	47-000 - Intergovernmental Charges for Services	0	0	0	0.00%
------------------------	---	---	---	---	-------

Expense / Expenditure

1670-53320 - Maintenance STHS

604-1670-53320-???-101	101 - Wages-Permanent	380,510	366,144	14,367	+3.92%
604-1670-53320-???-107	107 - Sick Leave	0	0	0	0.00%
604-1670-53320-???-108	108 - Vacation	0	0	0	0.00%
604-1670-53320-???-109	109 - Holiday	0	0	0	0.00%
604-1670-53320-???-111	111 - Clothing Allowance	0	0	0	0.00%
604-1670-53320-???-120	120 - FICA	0	0	0	0.00%
604-1670-53320-???-130	130 - Health Insurance	0	0	0	0.00%
604-1670-53320-???-131	131 - ILC	329,111	303,786	25,325	+8.34%
604-1670-53320-???-132	132 - Post Employment Benefits	0	0	0	0.00%
604-1670-53320-???-133	133 - Vision Insurance	0	0	0	0.00%
604-1670-53320-???-134	134 - Dental Insurance	0	0	0	0.00%
604-1670-53320-???-140	140 - Life Insurance	0	0	0	0.00%
604-1670-53320-???-151	151 - Retirement	0	0	0	0.00%
604-1670-53320-???-160	160 - Worker's Compensation	0	0	0	0.00%
604-1670-53320-???-172	172 - Training / Conference / CPE	0	0	0	0.00%
604-1670-53320-???-191	191 - Accrued Vested Sick - Highway	0	0	0	0.00%
604-1670-53320-???-331	331 - Mileage	0	0	0	0.00%
604-1670-53320-???-332	332 - Meals	0	0	0	0.00%
604-1670-53320-???-333	333 - Lodging / Hotels	0	0	0	0.00%
604-1670-53320-???-336	336 - Parking	0	0	0	0.00%
604-1670-53320-???-340	340 - Operating Supplies & Expense	582,370	502,850	79,520	+15.81% 4 yr. avg. Pass through expense.
604-1670-53320-???-343	343 - Operating Supplies & Expense	159,977	91,329	68,648	+75.17% 4 yr. avg. Pass through expense.
1670-53323 - STHS PBM					
604-1670-53323-???-341	341 - Operating Supplies & Expense	0	0	0	0.00%

1671 - HWY-Maint Local Roads

Revenue / Funding Source

1671-47330 - Local Govt Charges-Transport

604-1671-47330-???-000	47-000 - Intergovernmental Charges for Services	1,964,726	1,964,726	0	0.00%
------------------------	---	-----------	-----------	---	-------

Expense / Expenditure

1671-53330 - Local Roads

604-1671-53330-???-101	101 - Wages-Permanent	107,014	105,707	1,307	+1.24%
604-1671-53330-???-107	107 - Sick Leave	0	0	0	0.00%
604-1671-53330-???-108	108 - Vacation	0	0	0	0.00%
604-1671-53330-???-109	109 - Holiday	0	0	0	0.00%



Department Operating Budget Narrative

604-1671-53330-???-111	111 - Clothing Allowance	0	0	0	0.00%
604-1671-53330-???-120	120 - FICA	0	0	0	0.00%
604-1671-53330-???-130	130 - Health Insurance	0	0	0	0.00%
604-1671-53330-???-131	131 - ILC	91,452	84,956	6,496	+7.65%
604-1671-53330-???-132	132 - Post Employment Benefits	0	0	0	0.00%
604-1671-53330-???-133	133 - Vision Insurance	0	0	0	0.00%
604-1671-53330-???-134	134 - Dental Insurance	0	0	0	0.00%
604-1671-53330-???-140	140 - Life Insurance	0	0	0	0.00%
604-1671-53330-???-151	151 - Retirement	0	0	0	0.00%
604-1671-53330-???-160	160 - Worker's Compensation	0	0	0	0.00%
604-1671-53330-???-191	191 - Accrued Vested Sick - Highway	0	0	0	0.00%
604-1671-53330-???-340	340 - Operating Supplies & Expense	0	0	0	0.00%
604-1671-53330-???-343	343 - Operating Supplies & Expense	1,766,260	1,774,063	(7,803)	-0.44%
1671-53331 - Highway - Chipseal					
604-1671-53331-???-101	101 - Wages-Permanent	0	0	0	0.00%
604-1671-53331-???-131	131 - ILC	0	0	0	0.00%
604-1671-53331-???-340	340 - Operating Supplies & Expense	0	0	0	0.00%
1672 - HWY-Other Services					
<u>Revenue / Funding Source</u>					
1672-47300 - Local Govt Rev Charges for Ser					
604-1672-47300-???-000	47-000 - Intergovernmental Charges for Services	848,896	848,896	0	0.00%
<u>Expense / Expenditure</u>					
1672-53490 - State & Local Roads					
604-1672-53490-???-101	101 - Wages-Permanent	59,464	59,349	115	+0.19%
604-1672-53490-???-107	107 - Sick Leave	0	0	0	0.00%
604-1672-53490-???-108	108 - Vacation	0	0	0	0.00%
604-1672-53490-???-109	109 - Holiday	0	0	0	0.00%
604-1672-53490-???-111	111 - Clothing Allowance	0	0	0	0.00%
604-1672-53490-???-120	120 - FICA	0	0	0	0.00%
604-1672-53490-???-130	130 - Health Insurance	0	0	0	0.00%
604-1672-53490-???-131	131 - ILC	52,529	45,324	7,205	+15.90%
604-1672-53490-???-132	132 - Post Employment Benefits	0	0	0	0.00%
604-1672-53490-???-133	133 - Vision Insurance	0	0	0	0.00%
604-1672-53490-???-134	134 - Dental Insurance	0	0	0	0.00%
604-1672-53490-???-140	140 - Life Insurance	0	0	0	0.00%
604-1672-53490-???-151	151 - Retirement	0	0	0	0.00%
604-1672-53490-???-160	160 - Worker's Compensation	0	0	0	0.00%
604-1672-53490-???-191	191 - Accrued Vested Sick - Highway	0	0	0	0.00%
604-1672-53490-???-340	340 - Operating Supplies & Expense	736,903	744,223	(7,320)	-0.98%
1690 - HWY-Capital Projects					
<u>Revenue / Funding Source</u>					
1690-43300 - Proceeds from ARPA for Hwy					



Department Operating Budget Narrative

404-1690-43300-???-000	43-000 - Intergovernmental Revenues	0	400,000	(400,000)	-100.00%	ARPA funds were temporary.
1690-48510 - Highway Contributions						
404-1690-48510-???-000	48-000 - Miscellaneous Revenues	0	0	0	0.00%	
1690-49110 - Proceeds from Capital Lease						
404-1690-49110-???-000	49-000 - Other Financing Sources	4,261,700	2,451,500	1,810,200	+73.84%	Debt Service, GF Reserves, BIA, LRIP
<u>Expense / Expenditure</u>						
1690-57310 - Highway Capital Projects						
404-1690-57310-???-101	101 - Wages-Permanent	224,209	264,110	(39,901)	-15.11%	
404-1690-57310-???-107	107 - Sick Leave	0	0	0	0.00%	
404-1690-57310-???-108	108 - Vacation	0	0	0	0.00%	
404-1690-57310-???-109	109 - Holiday	0	0	0	0.00%	
404-1690-57310-???-111	111 - Clothing Allowance	0	0	0	0.00%	
404-1690-57310-???-120	120 - FICA	0	0	0	0.00%	
404-1690-57310-???-130	130 - Health Insurance	0	0	0	0.00%	
404-1690-57310-???-131	131 - ILC	187,342	177,161	10,181	+5.75%	
404-1690-57310-???-132	132 - Post Employment Benefits	0	0	0	0.00%	
404-1690-57310-???-133	133 - Vision Insurance	0	0	0	0.00%	
404-1690-57310-???-134	134 - Dental Insurance	0	0	0	0.00%	
404-1690-57310-???-140	140 - Life Insurance	0	0	0	0.00%	
404-1690-57310-???-151	151 - Retirement	0	0	0	0.00%	
404-1690-57310-???-160	160 - Worker's Compensation	0	0	0	0.00%	
404-1690-57310-???-191	191 - Accrued Vested Sick - Highway	0	0	0	0.00%	
404-1690-57310-???-340	340 - Operating Supplies & Expense	286,000	286,000	0	0.00%	
404-1690-57310-???-341	341 - Operating Supplies & Expense	3,564,150	2,696,394	867,756	+32.18%	Materials costs after labor and machinery calculated.
404-1690-57310-???-822	822 - Building Improvements	0	0	0	0.00%	
1691 - Highway Paying Agent						
<u>Expense / Expenditure</u>						
1691-58295 - Debt Fiscal Charges						
404-1691-58295-???-219	219 - Prof Serv-Other	27,835	27,835	0	0.00%	
404-1691-58295-???-229	229 - Utility Service-Other	0	0	0	0.00%	
Total 16 - Highway		(0)	(19,214)	19,214	+100.00%	

Operating Position Cost Summary

Report data returned based on the user's security permissions.

Fiscal Year 2026
Forecast Year 2026
Department or Sub- All

Position	Pay Grade	Alloc. %	Salary	Modifiers	Premiums	Total	Hours	Premium Hours	FTE
16 - Highway			3,395,662	4,105,702	-	7,501,364	110,240	-	53.00
Grand Total			3,395,662	4,105,702	-	7,501,364	110,240	-	53.00



Parks & Forestry Department Reports

August 7, 2025

Director Report, by Chad Schooley

- There was a portion of the 2024 Annual Report missing in the July HIRC packet - we have included the full report in this month's packet. I will be presenting the annual report at the August 19th County Board meeting.
- All contracts are signed, and the pre construction contractor meeting was held, for the Powers Bluff trailhead shelter building.
- The endurance mountain bike race held at Powers Bluff attracted 24 riders. Although it was a smaller number than expected, it was a great 1st race for all involved. Thank you to all the volunteers who worked hard at getting the course "race ready"!
- Still waiting on door hardware at Cera Park shelter building. This is the final item to complete for the remodel project that was bid out. I will be getting quotes for re-shingling the shelter building as well.
- Continue assisting with update of Parks, Recreation, and Open Spaces plan.
- Received multiple compliments during the State Waterski Show Tournament regarding the condition/appearance of the park. A reflection of our very dedicated staff!
- **Special Use Permits**
 - None at this time

Maintenance Program Supervisor Report, by Dan Vollert

Construction Projects

- South Park-cap north fireplace chimney on Red Beach Stone Shelter.
- South Park-Campground Storage Shed Preparation.
- CERA Park-Shelter Restroom Remodel Project complete. Just waiting on door hardware.
- Dexter Park: New beachhouse shelter design.
- Dexter Park: Shelter Parking Lot to be blacktopped by Highway.
- North Park: Installed informational sign for Campground river crossing & new high water gate.
- Power Bluff: New Trailhead Shelter about to start.

Maintenance Operations

- ALL Parks: Mowing, string trimming, shelter & bathroom cleaning, wood fence filling.
- Dexter Park: Mowing & improving walkpath.
- South Park: Storm cleanup from June 23 storm that took down many trees throughout park.
- North Park & Powers Bluff: Mowing/string trimming riverbanks and tube & ski hills.
- Powers Bluff: New Shop setup. Moving things in from old shop. New work benches, air compressor with hose adapters, racking, etc.
- Powers Bluff: Bike & MultiUse Trails being mowed, sprayed by staff & volunteer group.

- CERA Park: Trucks & Tractor inherited with Park were auctioned off, with funds being placed in auction account for future equipment purchases. Setting up next auction with old mowers, swimming pool equipment, and other odds & ends.
- CERA Park: Replacing sand around playground structures. Landscaping around shelter area.
- CERA Park: Getting new door hardware and/or rekeyed in all buildings to common keys.
- CERA Park: Diagnosing Septic issues - replacing pump, and cleaning pool area out.

Employee Matters

- CERA Park LTE-II resigned for full time employment elsewhere. Covering duties with FTE staff.
- FTE evaluations completed and sent over to HR.
- Looking at updating three FTE's from Class B CDL to a Class A through Highway Department CDL training program.

Snowmobile/ATV

- Auburndale (DH) Snowmobile Bridge project off of CTH N east of Arpin is being done by Earth Inc. Abutments are installed, rip-rapped, and bridge is set. Project approaches will be completed once things dry up in area.
- 2024-2025 Snowmobile Trail Maintenance Grant Reimbursement Request was sent in and payment has been received.
- 2024-2025 ATV Trail Maintenance Grant Reimbursement Request was sent in and awaiting payment.
- 2024-2025 ATV Intensive Use Area Grant Reimbursement Request will be sent out shortly upon completion.
- Range Road ATV Connector Trail to Intensive Use Area is being stripped of stumps and shaped up by Highway Dept. Hoping to install road base this fall/winter.

Office Supervisor Report, by Stacie Kleifgen

- Began prep work for 2026 Budget. Reconciling 2025 Budget, Projects, ARPA Funded Projects and Non-Lapsing Accounts.
- Conducted Support Staff Performance Evaluation.
- Researched Hotel Blocks and Conference Space for 2026 WCFA Conference
- Created document to track revenues and expenses for Cera Park

Forest Administrator Report, by Fritz Schubert

- Timber Sales: One active timber sale in July. Logging activity has slowed which is typical for this time of year on our forest. Activity may increase in the next couple months as ground conditions improve and seasonal contract restrictions expire.
- Worked with contractors finalizing contracts for tracts sold during May 2025 timber bid.
- Worked with contractors finalizing contract extensions previously approved.
- Investigated land trade proposal (information is in HIRC packet).
- Met Rifle and Pistol Club representative and investigated range improvement proposal (information is in HIRC packet).
- Timber sale establishment in compartment 37.
- Forestry Technician: Cleaned and mowed shooting range. Painted forestry gates. Skid steer maintenance and repairs. Fecon brush mowing in South Bluff Block of County Forest. Brush hog ATV trail maintenance on East Hazelnut (used highway department tractor and boom mower). Removed beaver dam on forest access road south of Dexterville cemetery.



2024

ANNUAL REPORT



HIGHWAY INFRASTRUCTURE & RECREATION COMMITTEE (HIRC) 2024 WOOD COUNTY BOARD OF SUPERVISORS MEMBERS



Jake Hahn
Chair



Allen Breu
Vice Chair



Scott Brehm



John Hokamp



Lee Thao

2024 Wood County Parks & Forestry Employees

Parks & Forestry Director	Chad Schooley
Forest Administrator	Fritz Schubert
Parks Maintenance Program Supervisor	Dan Vollert
Parks & Forestry Office Supervisor	Stacie Kleifgen
Parks & Forestry Program Assistant	Monica Anderson
Forest Technician	Clyde Dammann
Parks Lead Maintenance Dexter Park	Matt Huber
Parks Lead Maintenance North Park & Powers Bluff	Jeff Okonek
Parks Lean Maintenance South Park & Nepco	Brad O'Donnell
Parks Maintenance Dexter Park	Mitch Darr
Parks Maintenance North Park & Powers Bluff	Seth Dupee
Parks Maintenance South Park & Nepco	Jesse Kostolny
Parks Maintenance South Park & Nepco	Dawson Simon
Parks Maintenance All Parks	Jonathan Rahm

2024 Seasonal Employees

LTE II Dexter Park	Jerome Kumm
	Lane O'Donnell
LTE II North Park & Powers Bluff	Elric Guldán
	Kenneth Schroeder
LTE II South Park & Nepco	Henry Niedbalski
	Morgan Reichl
	Lydia Smits
	Jacob Thomas
Ranger Dexter Park	Nathan Beatty
Ranger North Park	Scott Tranbarger
Ranger South Park	Weston Glomsted
Host Dexter Park	Ken & Peggy Rowe
Host North Park	Ron & Kay Hardesty
Host South Park	Bruce Foster
First Responders Powers Bluff Winter Recreation Area	Chris Bohl
	Christina Klein

Director's Report

Chad Schooley, Parks & Forestry Director

Two Thousand Twenty Four (2024) marked the 89th (1935-2024) anniversary of the Wood County Parks system. Over the past 89 years, our parks have developed into one of the premier county park systems in the state. Our mission statement is "To develop, maintain, and operate facilities, resources, and programs that meet the outdoor recreation, environmental, and economic needs of the public; and provide clean, safe, quality family enjoyment at a reasonable cost".

In addition to our parks system, Wood County owns and manages approximately 38,000 acres of county forest property. Wood County was one of the initial counties in the state to enroll land under the County Forest Crop Law, beginning in 1932. Through the years, this program has gone through numerous changes. The forestry program's mission statement is: To manage, conserve and protect these resources on a sustainable basis for present and future generations.

In 1991, the Wood County Parks Department merged with the Forestry Department to form the Wood County Parks and Forestry Department.

Wood County P&F properties hosted several large community events in 2024, including: Winter and summer Kiwanis Youth Outdoor Events, State Waterski Show Tournament, Bluegrass Music Festival, and multiple other non-profit fundraising events.

Camping, disc golf, and boat landing pass sales remained high in 2024. With the construction of single track bike trails at Powers Bluff in '22 and '23, future revenue from trail passes are expected to increase in future years.

Tourism continued to play a huge role in economic development and impact within Wood County. According to Travel Wisconsin, Wood County saw \$115.5 million of direct visitor spending in 2024; a 4.2% increase over 2023. Wood County Parks and Forestry played a huge role in bringing visitors to our area.

In this annual report, we have summarized some of the different projects and timber sales that were completed in 2024. Larger projects completed in 2024 included: Construction of a storm shelter at South Wood County Park, completion of a 4-mile ATV trail in south west Wood County, and groundbreaking for the new Powers Bluff maintenance shop.

The Parks and Forestry Department maintains a variety of properties with the help of local volunteers and clubs. Some of the clubs that we worked with in 2024 included the Central Wisconsin ATV Riders club, 7 snowmobile clubs, River Cities Nordic Ski club, 2 disc golf clubs, MSTC Urban Forestry program, 3 campground hosts, members of the Friends of Powers Bluff, as well as many other volunteers. Without their assistance, we could not provide the opportunities that we do. The Parks and Forestry Department is also a host site for Emergency Management work crews throughout the year. In 2024, this crew worked 1,291 hours for the department.

The WCP&F Department has continued to pursue Federal and State DNR matching grants in the development and improvement of our parks. In 2024, Wood County applied for and was awarded a County Conservation Aids Grant, which was used as a matching fund for musky stocking in the Wisconsin River. The Consolidated Musky Club donated the matching funds for this grant. Wood County continues to receive funds annually for the WI DNR snowmobile and ATV trail maintenance grant program. Wood County was also awarded grant funding for establishing a 1.5 mile ATV trail between Range Road and Hwy 54.

An unexpected opportunity was presented to Wood County in August, 2024. Representatives from Consolidated Water and Power Co. (CWPCO) contacted P&F staff to discuss the possibility of taking over management of CERA Park. This park was developed, beginning in the 1970's, by employees of Consolidated Papers for the purpose of creating a recreational area for employees and their families. CWPCO made the decision not to renew the lease with the employee group beyond its term, ending December 31, 2024. By resolution, Wood County Board of Supervisors, approved entering into a 10 year lease with CWPCO to manage the park, and to sign an MOU outlining the intent and process of transferring ownership to Wood County.

County Forest operations continue to be an important resource to Wood County. There are 37,823 acres of managed "County Forest Land" for timber production and public hunting, fishing, wildlife watching, and other non-consumptive recreational uses. We also administer the timber sales program to manage the forest on Wood County Forest Lands. In 2024 timber revenue declined following a near record the previous year. In spite of poor winter logging conditions, 2024 timber revenue was \$419,712.08 (gross) or \$377,740.87 (net), thus exceeding budgeted timber revenue (\$350,000).

PARK PROJECTS

SOUTH PARK

1. Storm Shelter construction, parking lot expansion and paving.
2. Open shelter improvements including: new electrical service fed from storm shelter, new concrete counter tops with outlets, new LED lighting, outlets, gutters/downspouts, and concrete sidewalk around shelter.
3. Completed maintenance shop work bay remodel.
4. Reroofed wood fence shed.

POWERS BLUFF

1. Maintenance shop area prepped, and construction started.
2. Trailhead shelter site prepped for construction including: parking lot expansion, building site cleared/lifted/compacted, and roadway expansion.
3. Trailhead kiosk installed at top of bluff.
4. Single track bike trail drainage improvements and boardwalk construction

DEXTER PARK

1. Added overhead lighting near wood fence.
2. Continue upgrading campsite pads, as needed
3. Boat Landing and beach parking lot crack filling and striping

NORTH PARK

1. Completed rebuild of west side of suspension bridge.
2. Upgraded south campground entrance with new culverts, road widening, and adding gravel surface material- with intent of leaving it open all camping season.
3. Installed gates, lighting, and signage on north campground entrance.

NEPCO

1. Trailhead kiosk relocated and roof installed at upper parking lot.
2. Entrance road and parking lot crack filling and striping.

ATV

1. Peterson Road-Hay Creek Road ATV Trail development including new bridge, 4 miles of trail shaping, and adding road base surface.

Snowmobile

1. Completed Plum Road-Rudolph River Rover Snowmobile trail culvert installation project.
2. Started Auburndale (DH) Snowmobile Bridge Replacement Project, off of Cty. Hwy. N, Arpin.

Other

1. Assisted Discover Wisconsin Media with creating and filming episode highlighting Wood County Parks' 90 year history.



Forest Administrator's Report

Fritz Schubert, Forest Administrator

TIMBER SALES AND RECON

- Established 11 County Forest timber sales totaling 490 acres. Three tracts went unsold totaling 132 acres, appraised at \$61,255.00.
- Total bid value was \$622,672.65 in spring (4-30-24) and winter (12-17-24) bid openings. *Note: Verso mill closure in July 2020, uncertainty in local timber markets, and other economic pressures continued to have negative effects resulting in decreased bidding, unsold tracts, and lower average stumpage prices, especially in regards to aspen and mixed hardwood pulpwood.*
- Routine administration of all active timber sales. There were 14 timber sales active during 2024.
- For 2024 Timber Revenue = \$419,712.08 (Gross) - or - \$377,740.87 (Net).
- Updated compartment reconnaissance data on 1,335 Acres.

ACCESS/ FOREST ROADS & TRAILS

- Mowed grass and small brush on 22.10 miles of county forest access roads.
- Fecon/brush mowed 1.25 miles of County Forest access roads and trails.
- Road improvement projects:
 1. Hazelnut Trail - Improved approximately .25 miles with addition of 1.25" road base and regraded other rough areas.
 2. Installed one culvert: Access road to tract 1-24 in compartment 31.
 3. ATV Intensive Use Area – Continued project to improve emergency access routes for first responders.
- Mowed all hunter-parking areas.

TREE PLANTING, SITE PREPERATION, INVASIVE SPECIES, & TSI

- Hand planted 81,200 red pine and 5,400 white pine seedlings:

compartment 73-stand 11 (63acres)
compartment 71-stand 20 (13 acres)
- Mechanical site prep with DNR Heavy Dozer and Roller-Chopper:

compartment 19-stand 1 (30acres)
compartment 20-stand 20 (18 acres)
compartment 62-stand 1 (30 acres)

- Chemical site prep/pre-planting herbicide treatment (drone application):
 - compartment 19-stand 1 (30acres)
 - compartment 20-stand 20 (18 acres)
 - compartment 62-stand 1 (30 acres)
 - compartment 71-stand 2 (29 acres)
- Invasive species (buckthorn) herbicide treatment: compartment 79-stand 8 (10 acres)

LAND TRANSACTIONS

- Completed process of removing 3.4 acres from Wood County Forest in the Dexterville area east of HWY 80, for the purpose of new Highway Dept. salt shed facility.
- Received inquiries and began investigation of possible proposals by two different cranberry growers adjacent to county forest.

ACCESS & PERMIT ISSUES

- Began HIRC Committee approved ditch cleaning project proposed by Cranberry Creek Cranberries Inc. Worked with applicant planning phases of the project which will involve: obtaining necessary permits (if any), removing trees on ditch banks, and leveling approximately 2900 feet of drainage ditches. Subsequent phases will involve removal of accumulated debris from ditch, brush grinding/mulching, final grading, and seeding. County will be compensated for timber value and pulpwood generated from tree removal may be placed in locations for utilization by firewood cutters.
- There were no access permits or other access related issues in 2024.

RECREATION RELATED

- Graded and maintained signage on Wood County ATV Trails located on Wood County Forest (5.1 miles).
- ATV intensive use area: maintained signs, painted trees/color coded loops and segments, improved sections of trail.
- Continued work on Hay Creek ATV Trail project. Assisted HWY Department with preliminary road grading and drainage improvements, installed culverts, placed and spread road base on entire trail (Parks dept. dozer and skid steer, rented mini excavator). This project involved a significant amount of forest technician's time.
- Shooting Range maintenance: mowing (6x), cleaning (15x). Clean-ups consisted of whole range efforts, or simply emptying barrels depending on need. The Wilderness Sportsman's Club assisted clean-up efforts at times. Graded parking lot and improved drainage.
- Worked with individuals associated with new mountain bike trail in South Bluff block of County Forest. Trail was inspected and they were notified of structures and leftover materials to be removed, signage to be installed, and limits placed on further development.
- Mowed access and areas associated with Handicapped Hunter Blinds.
- Began effort to improve Handicapped Hunter Blind system including: perimeter establishment, signage, reservations, and rules.
- Removed several illegal ladder stands and one large prefab "box blind" Stands and blind sold on public auction site.

WILDLIFE RELATED

- Attended Wood County Wildlife Area Committee meetings, provided input/information, and performed designated duties.
- Wildlife projects “funded with Nickel-an-Acre” State Grant: No projects were undertaken in 2024 and funds were carried over for 2025 project(s).
- Conducted Karner Blue Butterfly surveys as needed for timber sale purposes. Completed and submitted necessary reports to WDNR.
- Continued and monitored process of redrafting/renewing Karner Blue Butterfly SHCA. This issue seems to have been temporarily put on hold by USFWS.
- Investigated beaver dam activity/complaints. Removed one beaver dam and installed new culvert on county forest access road in compartment 67. Enlisted volunteer help from professional trappers. Beaver activity continues to increase and is becoming a management problem as fur prices have plummeted and trapper numbers have decreased.
- Skunk Creek Dam – Mowed grass and brush on dike as required by DNR dam program.
- Mowed various wildlife openings located throughout county forest during regular road and trail mowing efforts.
- Monitored developments related to new federally listed endangered bat species including development of Habitat Protection Plan (HCP) and possible county participation.

OTHER

- Fire on Wood County Forest: Occurred April 21, 2024 within ATV Intensive Use Area. The fire encompassed 1.29 acres with minimal damage to the forest. The official cause of the fire was listed as machinery.
- Located section corners and ran property lines between county and adjacent private land as needed. Located 6 section corners and survey markers. Total line distance run was approximately 1.25 miles.
- Investigated and answered questions related to several instances of illegal camping in developed area associated with ATV Intensive Use Area. These “campers” were most likely homeless. Situations such as this are increasing yearly but have been resolved peacefully with assistance from Wood County Sheriff Dept.
- Contributed to parks firewood efforts by locating suitable supply of firewood from Wood County Forest, arranging harvest and transport of wood.
- Set up several public firewood cutting areas.
- Investigated several instances of dumping, illegal tree cutting, and illegal motorized use on the county forest.
- Cleaned up and disposed of tires and other large items dumped along roads in the County Forest.

MEETINGS AND TRAINING

- Served on WCFA Personnel Committee, and Legislative/Certification Committee.
- WCFA: Attended fall forest administrator meeting, quarterly conference calls, and summer tour.
- Training:
 - 1) Wood County: Peter Kastenholz contract training.
 - 2) Attended drone chemical site prep demo on Jackson County Forest.
 - 3) DNR firefighter annual refresher.
- Attended regular monthly HIRC meetings.

2024 Parks & Forestry Budget Summary

	Revenue	Expense	Beginning Carryover	Ending Carryover	Parks Total
2101 Parks Administration	\$1,273,679	\$2,067,303	\$0	\$0	\$793,624
2102 Parks Snowmobile Trails	\$448,060	\$428,060	\$20,577	\$40,577	\$0
2103 Parks ATV Trail Maintenance	\$321,245	\$319,444	\$12,266	\$14,067	\$0
2104 Parks State Wildlife Habitat	\$1,767	\$2,500	\$0	\$(733)	\$0
2105 Parks County Forests State Aid	\$0.00	\$0.00	\$319,257	\$319,257	\$0
2106 Parks State Forestry Road	\$3,654	\$6,000	\$3,130	\$784	\$0
2107 Parks Capital Projects	\$840,455	\$861,955	\$188,885	\$167,375.00	\$0
2108 Parks Powers Bluff Dev. Projects	\$500	\$10,000	\$3,778	\$5,722	\$0
	\$2,780,936	\$3,515,665	\$547,893	\$173,097	\$734,720

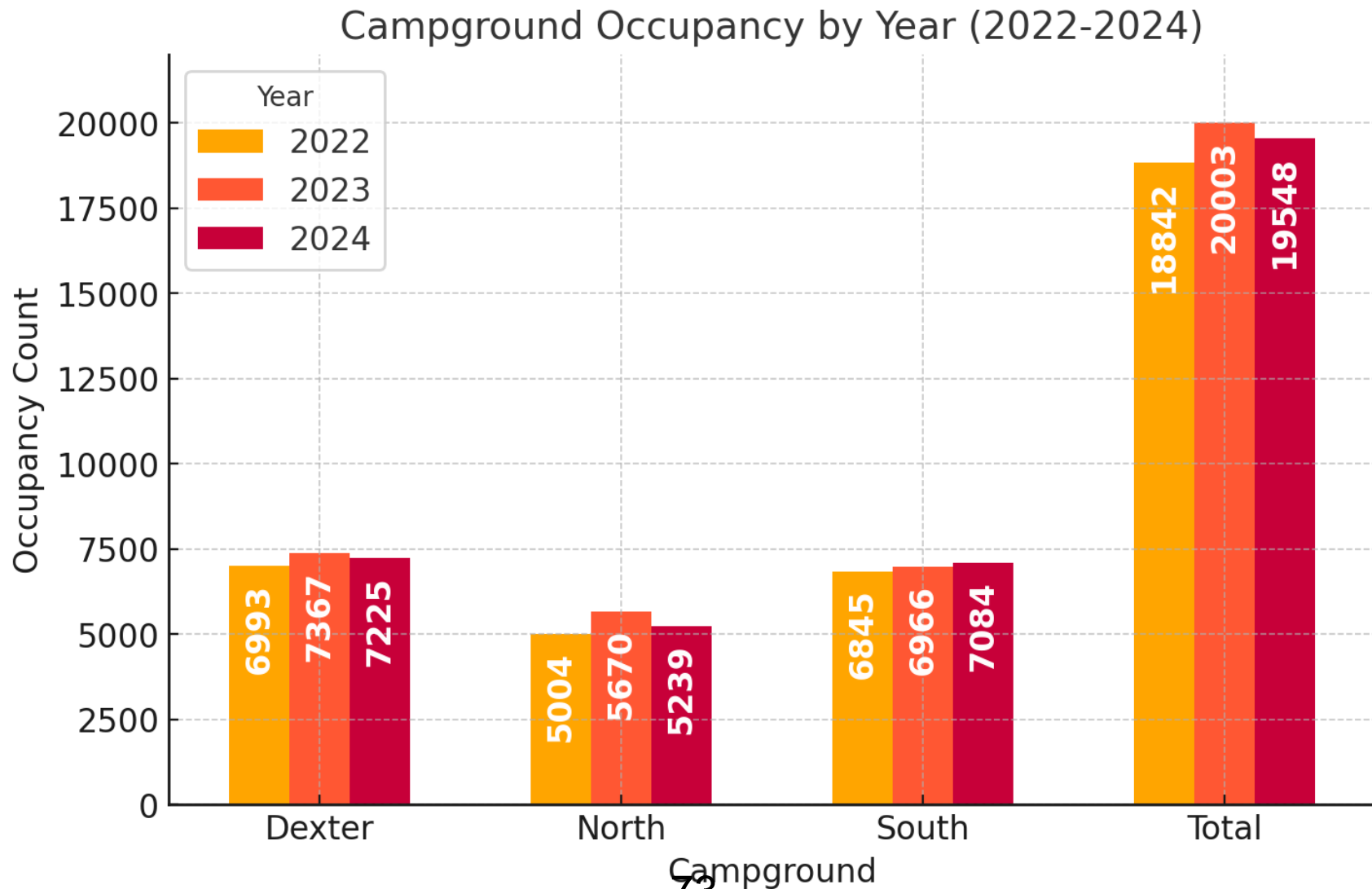
Net Tax Levy 3 Year Summary

	2022	2023	2024
Parks Operation Expenses	\$2,654,592.53	\$2,907,653.18	\$3,644,867.18
Parks Revenues	\$1,847,402.07	\$2,021,796.50	\$1,825,921.18
Carry Over	\$5,389.37	-\$138,520.28	-\$956,433.98
Net Tax Levy	(\$812,579.83)	(747,336.40)	(862,512.02)

Wood County Parks & Forestry 2-Year Net Revenue Comparison

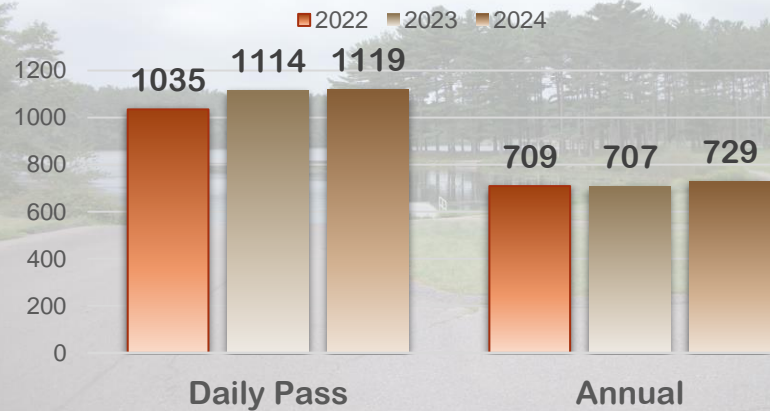
	2023	2024	Percent Change	
43581 State Aid-Forestry				
Forestry Admin Grant	\$53,890.17	\$54,757.88	↑	2%
45123 County Parks Violations				
Violations/Fines	\$1,113.00	\$969.43	↓	-13%
46721 County Parks Revenue				
Camping Services	\$606,863.90	\$610,688.42	↑	1%
Shelters	\$63,553.15	\$75,116.64	↑	18%
Powers Bluff Winter Recreation	\$33,687.24	\$1,824.33	↓	-95%
Trail Passes	\$4,175.49	\$4,936.78	↑	18%
Disc Golf	\$7,657.44	\$4,677.66	↓	-39%
Boat Launch	\$22,496.22	\$24,755.49	↑	10%
Gift Certificates	\$7,889.91	\$9,035.75	↑	15%
Miscellaneous	\$15,480.76	\$19,810.46	↑	28%
46813 County Forest Revenue				
Timber Sales	\$629,794.17	\$377,574.37	↓	-40%
Wood Cutting Permits	\$189.00	\$166.50	↓	-12%
48200 Rental Income				
DNR Lease	\$16,464.34	\$16,464.34		0%

WOOD COUNTY PARKS CAMPING OCCUPANCY 3 YEAR COMPARISON

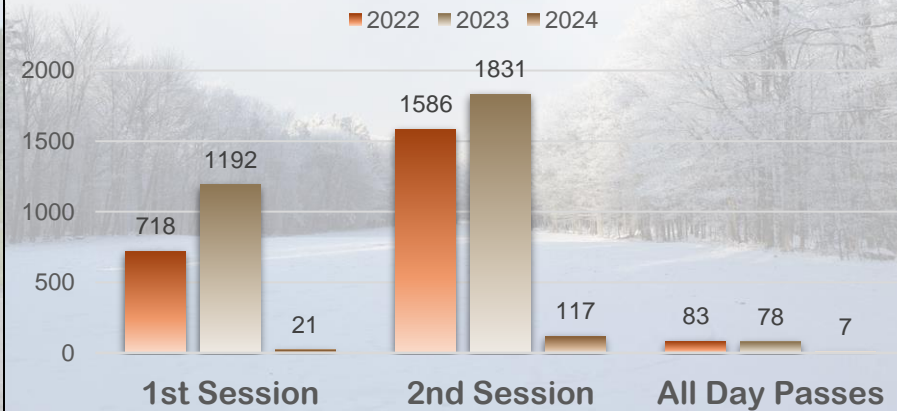


WOOD COUNTY PARKS PASSES 3 YEAR COMPARISON

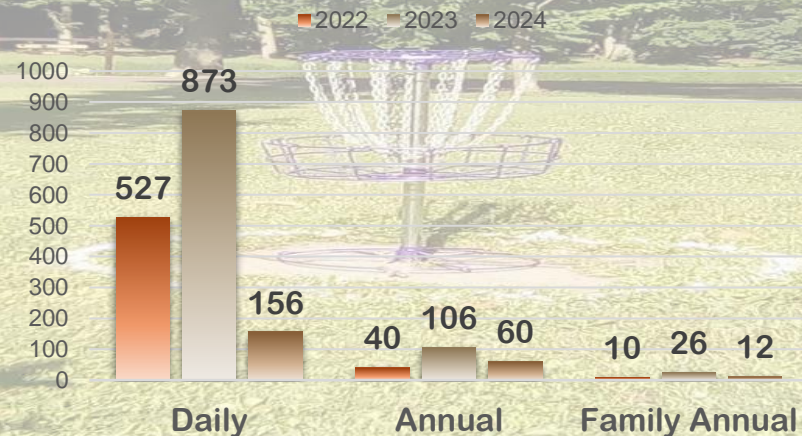
Boat Launch



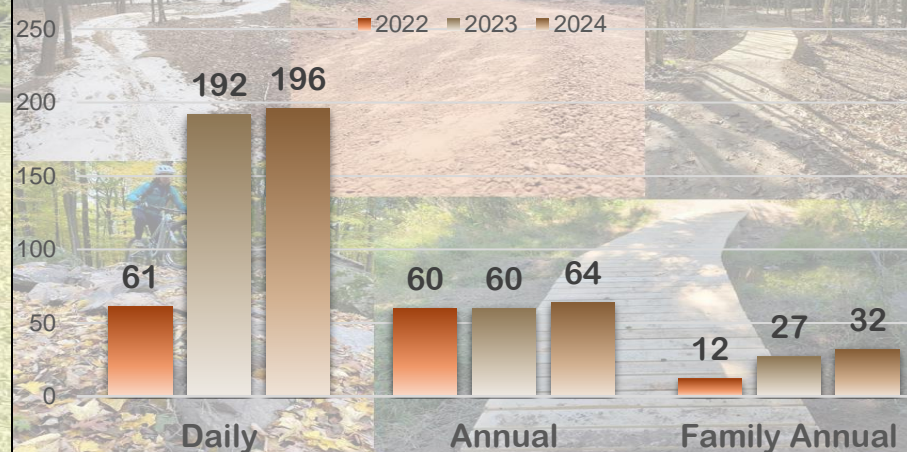
Powers Bluff



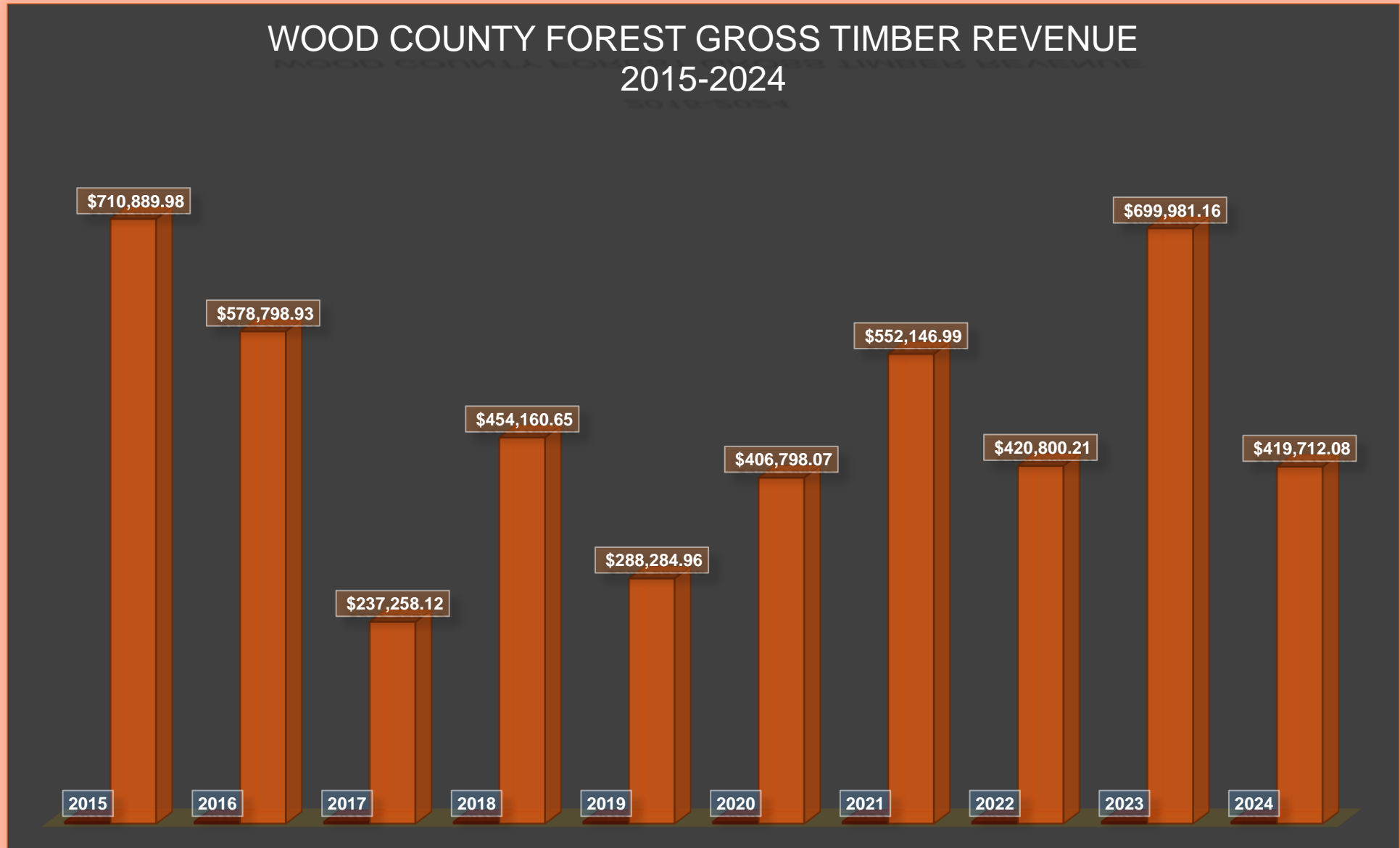
Disc Golf



Trail Passes



WOOD COUNTY FOREST GROSS TIMBER REVENUE 2015-2024



Wood County Forest Timber Harvest

		2023		2024	
		Total Contractors - 10		Total Contractors - 6	
		Total Contracts - 18		Total Contracts - 14	
Timber Species	Unit	Quantity	Average Price Per Unit (Weighted Average)	Quantity	Average Price Per Unit (Weighted Average)
Mixed Hardwood Pulpwood	Cords	44.413	\$20.00	0	\$ -
Mixed Hardwood Firewood	Cords	124.58	\$14.84	53.229	\$0.50
Oak Firewood	Cords	210.228	\$10.47	103.846	\$12.06
Red Maple Sawlogs	MBF	0	\$ -	0	\$ -
Mixed Hardwood Sawlogs	MBF	91.11	\$256.61	19.07	\$142.33
Oak Sawlogs	MBF	421.31	\$471.91	35.73	\$189.63
White Oak Sawlogs	MBF	0	\$ -	0	\$ -
Red Pine Commingled Product	Tons	5,857.442	\$35.99	5579.51	\$36.67
White Pine Commingled Product	Tons	6,677.798	\$31.54	1187.763	\$29.19
Aspen Pulpwood	Tons	1,641.863	\$7.94	1667.667	\$6.50
Mixed Hardwood Pulpwood	Tons	1,641.863	\$9.56	3884.252	\$7.41
Oak Pulpwood	Tons	4,916.438	\$11.13	2130.066	\$8.20
Jack Pine Pulpwood	Tons	0	\$ -	26.67	\$13.00
Red Pine Pulpwood	Tons	2,373.182	\$21.34	1021.754	\$22.67
White Pine Pulpwood	Tons	310.677	\$12.00	9.01	\$12.00
White Spruce Pulpwood	Tons	167.37	\$31.47	18.55	\$31.47
Total Cords		379.331		157.075	
Total MBF		512.42		54.8	
Total Tons		28,921.75		15,525.24	
Total Gross Revenue		\$699,981.16		\$419,712.08	

2024 Timber Sales Tract Summary – Wood County Forest

Tract #	Township	Acres	Appraised Value	Bid Value
11-23	Hiles	66	\$58,575.00	\$124,257.30
12-23	Port Edwards	30	\$53,925.00	\$115,113.25
1-24	Port Edwards	35	\$10,835.00	\$26,270.00
2-24	Hiles	38	\$18,445.00	\$ -
3-24	Hiles	57	\$8,500.00	\$9,318.70
5-24	Dexter	35	\$33,250.00	\$53,280.00
4-24	Richfield	52	\$14,710.00	\$ -
6-24	Seneca	49	\$94,600.00	\$158,818.20
7-24	Dexter	37	\$40,620.00	\$60,286.80
8-24	Dexter	49	\$44,570.00	\$75,328.40
9-24	Hiles	42	\$28,100.00	\$ -
Totals		490	\$406,130.00	\$622,672.65

2024 County Forest Timber Revenue Payment to Towns

Total Township Revenue: \$41,971.20

Township	Acres in County Forest	% of Total Acres	10% Payment
Cary	701.37	1.8544	\$778.31
Cranmoor	3,601.08	9.5209	\$3,996.04
Dexter	7,880.48	20.8353	\$8,744.83
Hiles	9,360.28	24.7477	\$10,386.91
Port Edwards	5,602.18	14.8116	\$6,216.61
Remington	6,582.71	17.4041	\$7,304.71
Richfield	358	.9465	\$397.26
Seneca	3,736.71	9.8795	\$4,146.54
Total	37,822.81	100.00	\$41,971.20



Wood County WISCONSIN

PARKS AND
FORESTRY
DEPARTMENT

January 15, 2025

To: Coast to Coast Cranberry, LLC

From: Chad Schooley, Wood County Parks and Forestry Director

RE: Encroachments on Wood County property by Wilderness Cranberry, LLC

The Wood County Parks and Forestry Department (Wood County) has been made aware of property it controls being encroached upon by property owned by Wilderness Cranberry, LLC., which property Wilderness is looking to convey to Coast to Coast, LLC. Wood County is advised that Coast to Coast is looking to have some assurance by Wood County that it will work with Coast to Coast to resolve the encroachment issues to the satisfaction of Coast to Coast post purchase of the property at issue.

To this end, Wood County agrees to work with Coast to Coast to resolve the existing encroachment issues to the extent that the County has control of those issues. Full resolution may require involvement and action by the State of Wisconsin. Meanwhile, Coast to Coast is advised that some actions the County would need to take to resolve the encroachment issues will require committee and County Board approval and the Parks and Forestry Department cannot guarantee these entities will take any specific action on any matter brought before them.

Finally, Wood County will point out that the encroachment issues can be resolved by Wilderness Cranberry, LLC, or its successors in interest, simply by removing the encroachments from the County's property.

Chad Schooley, Director

Chad Schooley

FOREST ADMINISTRATOR'S INVESTIGATION & RECOMMENDATION

LAND TRADE PROPOSAL

FGM WILDERNESS LLC

(Coast to Coast Cranberries)

July 23, 2025

FGM Wilderness LLC has proposed a land trade with Wood County which involves Wood County Forest and Wood County Wildlife Area Lands. Wood County sent a letter to Coast to Coast Cranberries pertaining to an encroachment issue due to past owners Wilderness Cranberry LLC, and willingness to work with Coast to Coast to resolve the situation (see attached January 15, 2025 letter). A summary of pertinent factors, attributes, considerations and Forest Administrator's recommendation follows:

Location (refer to attached map): Wood County parcels are on the western boundaries of Wood County Forest (3.75 acres) and Wood County Wildlife Area (3.75 acres). FGM parcels are located adjacent to the western boundary of Wood County Wildlife Area. All Parcels are in Remington Township. It is important to note FGM parcels are outside the blocking boundaries of the Wood County Forest established in the Wood County Forest Comprehensive 15-Year Land Use Plan.

Land Features and Condition: Wood County Parcels contain cranberry infrastructure (beds, ditches, water control structures, roads), partially wooded ditch banks, and wetlands. FGM parcels contain partially forested wooded wetlands (white pine, tamarack, spruce, red maple, oak) and marsh.

Land Value: Unknown, will require DNR approved appraisals. Acreage of Wood County parcels is 7.5 acres. Acreage of FGM parcels is 13.22 acres (.22 acres located in Jackson County).

Timber Value: Minimal on both parcels. Estimate approximately \$500.00 on Wood County parcels and \$2000 on FGM parcels. Realistically, timber harvest and management potential on all parcels is unlikely due to access and operational concerns for logging machinery.

Recreational Value: In general, recreational value associated with all parcels is not great due to their small size, location, and physical characteristics. Most likely public uses are hunting and nature study. Walk in access to Wood County Parcels is fair from Berry Road. Public access could be greatly improved if access was allowed on existing FGM road encroached upon Wood County lands. Walk in access to FGM parcels is fair from Cranberry Road and Wood County Wildlife Area land which is open to public use.

Wisconsin DNR Approval: County Forest land trades require evaluation by WDNR. Part of the evaluation requires determination whether the proposal has a greater benefit to residents of the county and state by withdrawing the parcels from the County Forest vs maintaining entry of the parcels. Furthermore, the Wood County Forest 15-Year plan mentions *"If, in the opinion of the*


Committee and county board, the land will be put to better and higher use and will benefit people of the county and State to a greater extent by being withdrawn from the County Forest Law program, the County should follow the withdrawal procedure as outlined by the Public Lands Handbook”.

Other considerations: If this land trade is to proceed there are going to be cost items to consider including DNR approved land appraisals, land surveying, drafting of documents, recording of deeds. Additionally, thought should be given to past practice in relation to land trades as well as how this trade proposal may deviate from past practice. Lastly, should this particular land trade not meet with County and/or State approval, thought should be given to other possible land trades or solutions to remedy the encroachment.

Recommendation: In my opinion this proposal is not advantageous to Wood County. It provides very little (if any) benefits related to timber management, access, and recreation. While it may clean up an encroachment issue, it complicates blocking boundaries. Additionally, this trade will result in greater control of ditches and water supply for FGM, which seems very beneficial to cranberry operations, but no benefit to the County Forest in return. Furthermore, past Wood County Forest land trades have resulted in improvements to timber management, recreation, access, blocking, etc. and have been a win-win situation for both parties involved. Lastly in relation to the idea of “better and higher” use, as well as the likelihood of WDNR approval, my experience tells me the FGM proposal falls short. My recommendation to the HIRC Committee is to decline this proposal and encourage FGM to come back with another proposal that may be more advantageous to **both** parties.

Fritz Schubert

Wood County Forest Administrator



Luke A. Weiland,

Certified to practice in:

Attorney at Law, LLC

240 2nd Street South, Suite #304

PO Box 576

Wisconsin Rapids, Wisconsin 54495-0576

Phone: 715-422-6808

Fax: 715-422-6898

*Illinois
Wisconsin*

June 5, 2025

VIA US MAIL:

Wood County Forestry
Attn: Frederick Schubert
111 W Jackson Street
Wisconsin Rapids, WI 54495

**Re: Proposed Land Swap with Wood County – Coast to Coast Cranberry, Inc.
(FGM Wilderness LLC/Mariani Cranberry)**

Dear Mr. Schubert,

As you have been previously been made aware, my office is assisting as legal counsel with the above-captioned matter as we first began discussions back in March of this year.

Enclosed, please find the formal LAND TRANSACTION APPLICATION that William Haddow has executed on behalf of FGM Wilderness LLC, in relation to the potential land swap previously discussed between you and Mr. Haddow along with the applicable fee via a check numbered 002005 in the amount of \$125.00 as to the application fee process.

As highlighted hereiwith, you will note that the potential land swap involves property that is in current use by the above-entity and has been by its successor for approximately sixty years as cranberry marsh production. Below, please find the highlights of the same and please present this to the Wood County Board accordingly.

- **Wood County would convey** a +/- 7.5-acre strip, the location and boundaries of which are depicted on the enclosed/exhibited map;
- **In exchange**, Wood County would receive a +/- 13-acre parcel owned by Coast to Coast Cranberry, Inc.;
- Additionally, there is a **0.22-acre parcel** located in Jackson County that crosses Cranberry Road. This parcel may be made available to Wood County either via easement or transfer, potentially allowing direct public access from the road.

Please note that any final determinations regarding this trade are contingent upon an independent third-party appraisal. Should the valuation reveal a discrepancy in property values, my client is prepared to cover any financial difference in accordance with the agreed-upon 2-to-1 value ratio.


Finally, if/when you would like myself and William Haddow to participate in any ongoing discussions or presentation, please contact me with a date and time.

Thank you for your time and attention to this matter. I look forward to your response and to working collaboratively to bring this potential land exchange to a successful outcome.

Sincerely,

Regards,

LUKE A. WEILAND, ATTORNEY AT LAW, LLC



Luke A. Weiland

/law

Encl.

Cc: Bill Haddow; w/encl; via e-mail

Instructions: See page 3

Application fee: \$25.00, \$50.00, or \$125.00 dependent on type of transaction requested.

WOOD COUNTY PARK AND FORESTRY DEPARTMENT

LAND TRANSACTION APPLICATION

1. Type of request (mark one).

- _____ a. Purchase of County land.
- _____ b. Trade for County land.
- _____ c. Easement request.
- X d. Request permit or agreement for special use.

2. Applicant information.

Name FGM WILDERNESS LLC (Coast to Coast Cranberries)
(Mariani Cranberry)

Address 6011 Washington Street
Wisconsin Rapids, WI 54494

Phone _____ Business 715/ 213-1568 Home _____

3. Brief description of your project or request.

Request to trade land that has been historically used as a cranberry
dike that infringes on WOOD COUNTY LAND THROUGH A 2-1 TRADE
TO CLEAN UP BORDERING PROPERTY LINES. (~ 7.5 ACRES IN TOTAL)
ADDITIONALLY, APPLICANT IS OPEN TO PROVIDE AN EASEMENT TO
COUNTY FOR LEGAL ACCESS OFF OF CRANBERRY ROAD. (SEE MAPPING)

4. Location (Legal description, attach map if possible).
(SEE ATTACHED MAP)

WESTERN BORDER OF PARCEL NO. 1400654 AND 1400666. (NE 1/4
FW AND SE 1/4) OF SECTION 5, TOWNSHIP 21 N., RANGE 2 EAST, TOWN OF HILLS

5. Purpose and need (Include history and background as appropriate).

THIS PROPERTY HAS BEEN USED AND MAINTAINED AS A DIKE FOR THE
CRANBERRY MARSH PREVIOUSLY KNOWN AS WILDERNESS CRANBERRIES LLC
WHOM USED IT AS SUCH FOR PREVIOUS 50+ YEARS BEFORE SELLING TO ENTRY
HOLDING UNDER NAME OF FGM WILDERNESS LLC. THE DIKE IS USED FOR
GENERAL TRAVEL, REGULAR MAINTENANCE, and water holding with the cranberry
operation/agriculture.

LAND TRANSACTION APPLICATION
CONTINUED, PAGE 2

6. Physical changes proposed (Describe plans for land clearing, ditching, earth moving, etc.).

- NONE -

7. Construction plans (Describe plans for any structures).

- NONE -

8. Alternatives (Is it possible to do your proposal on other lands? Why or why not?)

NO, BECAUSE THIS is where the marsh is located and cranberries grow immediately to the west of location in beds established for many years.

9. List any permits you will need to install this project.

- None -

* The proposed trading lands are also attached herewith.

- WOOD CO. PARCEL NO. 1400687 WITH IDENTIFIED +/- 13 ACRES LOCATED @ N 1/2 NW OF SECT. 7, TOWNSHIP 21 N, RANGE 2 EAST, TOWN OF HILES
- EASEMENT - JACKSON CO. PARCEL NO. 012-0634.0000; NE 1/4 OF SE 1/4 OF SEC. 1, R01 E,

I hereby certify that the information I have provided is true to CITY POINT the best of my knowledge.

408 6-4-25
Date

Signature

WOOD COUNTY PARK & FOREST LAND TRANSACTION POLICY AND PROCEDURES

This policy pertains to proposals initiated by third parties. It does not apply to proposals introduced by the County.

STATEMENT OF COMMITMENT

Wood County is committed to the preservation of the open spaces created by the ownership of large blocks of public land. The County is committed to the concept that public land is beneficial to the people of the County. Wood County's public land provides the base resource for the local timber industry and for the County's tourist industry. It provides habitat for wildlife and fish, it provides watershed stability and protection and it provides extensive outdoor recreation opportunities for the general public.

GOALS AND OBJECTIVES

Wood County's goal in establishing a public land ownership policy is to preserve, whenever possible, County-owned lands located within the County forest blocking boundaries, and the other lands managed by the Park & Forestry Department, and to actively manage those lands for multiple resource uses in an environmentally acceptable manner.

Objectives for the public land ownership policy are as follows:

1. Create a clearly defined, timely and orderly process for handling proposals to purchase, use and/or develop public lands for private purposes.
2. Ensure that any such proposals are truly beneficial to the people of the County.
3. Ensure that the proposals are viable, not speculative and that they are well planned and environmentally acceptable.
4. Establish minimum fee criteria for the sale of or conveyance of property rights on public lands.
5. Define types and categories of property rights conveyances.
6. Define minimum standards and requirements of grantees in ownership or property rights conveyances.

PROCEDURES

This section outlines the steps which will be followed in processing requests for the purchase or trade of County owned lands as well as requests for permits or agreements involving the use of county-owned lands. The procedures shall apply to all county-owned lands within the blocking boundaries of the land managed by the Park & Forestry Department.

A. Application, screening and referral.

1. Request for purchase, trade or special use is filed at the Park & Forestry Department on the prescribed application form. This form is available at the office of the Park & Forestry Department during normal business hours. The non-refundable fee for processing of the application is \$25.00 for an incidental proposal, \$50.00 for a minor proposal, and \$125.00 for a major proposal.

2. The application shall be referred to the Forest Administrator.

3. The Forest Administrator shall review the application for completeness and shall determine whether the proposal is incidental, minor, or major.

An incidental proposal is a request for a special use permit of very short time duration and involves no, or minimal, physical alteration of the land or vegetation and does not exclude the use of the land by others. An example of this would be a 3 month permit to cross county property using an existing road or frozen marsh to harvest timber on adjoining private property.

A minor proposal is a request for a special use permit or license which involves little or no physical alteration of the land or vegetation and which does not exclude the use of the land by others. An example would be a 5 year permit to cross County land, on an existing trail, to access private property.

A major proposal includes all easements, sales, trades, or leases of County lands.

B. Processing of referred applications.

1. The Forest Administrator shall investigate all proposals in detail and shall prepare a written recommendation to the Park & Forestry Committee. When appropriate, the Forest Administrator shall also inform the Chairperson of the affected township of the application and shall invite comment on the

proposal from the township. When appropriate, the Forest Administrator shall also inform the Wisconsin Department of Natural Resources liaison forester of the application and shall consult with the liaison forester in the investigation and processing of the application in accordance with s. 28.11, Wis. Stats.

The Forest Administrator will work directly with the applicant and other persons as necessary in gathering information for completion of the written investigation.

2. For incidental proposals the Forest Administrator may approve and issue a permit for up to 4 months. Details of the approval will be forwarded, in writing, to the Park & Forestry Committee for their review and file.

3. For minor proposals the Park & Forestry Committee shall approve or deny the request in accordance with County policy for permitted uses of County lands.

4. For major proposals, which include land sale or exchange, the Park & Forestry Committee shall review the Forest Administrator's recommendation and, if unfamiliar with the properties, visit the sites involved.

If the Park & Forestry Committee determines the major proposal has merit and is in the best interest of the County, then prior to submitting a resolution to the County Board for approval consideration, the Park & Forestry Committee will schedule a public informational meeting.

The Park & Forestry Committee shall, as soon as practical after the public information meeting, deliberate to determine whether to accept or reject the proposal. It is understood the Park & Forestry Committee, at their discretion, may enter into further negotiations with the applicant. When appropriate, the Wisconsin DNR liaison forester shall be kept abreast of all actions taken and will be invited to submit responses in that regard.

a. If the major proposal, in its final form, is accepted by the Park & Forestry Committee a resolution detailing the terms of the transaction will be prepared and forwarded to the Wood County Board for approval consideration. Passage of a major proposal will require a two thirds majority vote of the Wood County Board.

b. Section 28.11, Wis. Stats., will govern resolutions involving the withdrawal of lands from the County Forest Program.

REQUIREMENTS

Because of the high value of public lands to all the people of the County, requests for the purchase of County-owned lands which lie within the county forest blocking boundaries will not normally be considered. If, after proper consideration, it is determined that the applicant's proposal will put the land to a higher and better use and will benefit the people of the County to a greater extent, then the land may be recommended, by the Park & Forestry Committee, for withdrawal from the County Forest Program.

When the proposed use of the land is acceptable but does not require a transfer of ownership, the County may, at its discretion, offer a conveyance of property right through the appropriate legal instrument.

A. Conveyance of Ownership.

County land ownership can be transferred either by outright sale, by land trade or by a combination of the two. Any conveyance of ownership must be accompanied by a separate agreement which lists the specific uses allowed for the land.

1. Outright Sales

The sale price of any county lands shall not be less than double the value set by a qualified real estate appraiser selected by the County (appraisal fees to be paid by the applicant). The final sale even then is subject to the discretion of the County Board. Approval requires a two-third majority vote of the Board.

Monetary proceeds from the sale of these lands shall be deposited in a non-lapsing fund known as the County Forest Land Fund. This fund shall be used only for the acquisition of other lands for addition to the County forest system in order to maintain the public land base.

2. Land Trades

From time to time it is advantageous to trade lands. Any trade proposals must include lands suitable to the County for timber production, wildlife management, outdoor recreation and/or watershed protection. The value of lands taken in trade shall not be less than double the value of lands being traded. All values are to be established by a qualified real estate appraiser selected by the County (appraisal fees to be paid by the applicant). The final terms of any trade are subject to the discretion of the County Board, and require a two-thirds majority vote for approval.

3. Combined Transactions

Combinations of cash plus land may be given consideration at the discretion of the Park & Forestry Committee, provided the terms and conditions hereinbefore set forth are adhered to.

B. Conveyance of Property Rights

Requests for the use of County lands may be granted by one of several legal instruments. The instrument used shall be the one which relinquishes the least amount of County control over the land. Examples of legal instruments and their appropriate application are listed below.

1. Easement.

An easement is a right which entitles the holder to use the land of another for a special purpose not inconsistent with the general property rights of the owner. This type of instrument is usually appropriate for utility routes and public road rights-of-way.

2. Lease.

A lease is a written document by which possession of real property and/or improvements is given by the owner to another for a specified period of time for consideration. Lands under the County Forest Law may only be leased under the conditions in s. 28.11, Wis. Stats.

3. License or Permit.

A license or permit is a written document conferring a right, power or privilege to do a particular act or series of acts on land of another without possessing any interest therein. A license or permit can be revoked at the owner's pleasure and is usually assignable. A license or permit is distinguished from an easement or a lease which implies an interest in the land.

Such things as the right to flow lands for agricultural purposes should be handled by this means as opposed to an easement. Most other activities dealing with private individual's specific use of County forest lands should also be handled by license or permit.

4. Agreement.

An agreement is a written document executed by two or more persons expressing a mutual and common purpose. An agreement usually spells out in detail the responsibilities, obligations, conditions, liabilities, etc. of all parties concerned and would be an appropriate instrument for dealing with such activities as public school forests and sanitary landfills because of the number of items of consideration usually involved.

C. Terms of Property Rights Conveyances.

Any agreement, license, permit, lease or easement granted must contain at least the following information, requirements and terms. More requirements and terms may be added as needed to protect the interests of the County.

1. Location by legal description.
2. Permitted use(s).
3. Fee for the use of the land (lump sum or periodic payment).
4. Expiration date - There will be no conveyances exceeding 99 years under this section. The shortest term possible shall be considered.
5. Right of the County to cancel or suspend conveyed rights with or without cause.
6. Requirement for grantee to restore the premises to original condition upon expiration or cancellation of the conveyance.

Any sale or trade must contain at least the following information requirements, or terms. More requirements and terms may be added as needed to protect the interests of the County.

1. Location by legal description.
2. Permitted use(s).
3. Sale price and terms of the sale or trade.
4. Reversionary clauses if any.

Other terms to be considered for inclusion into a sale, trade or other conveyance shall include timber, mineral, public hunting and fishing, and other rights and terms as appropriate

D. Exception

In instances involving encroachments that are the result of updated surveys, relocation of survey markers, property line changes as a result of previously mentioned survey activity; and the net impact to the County Forest is three acres or less; the Wood County Park and Forestry Committee may deviate from the previously mentioned guidelines and is empowered to resolve such situations as it sees fit. This exception requires that the County adhere to state statute 28.11 and all other statutes pertaining to the management of County Forest Lands.

TAX DEED LAND

From time to time the County takes ownership of tax delinquent private lands. Some of these lands lie within the County Forest blocking boundaries and may be of interest for addition to the County Forest system.

Whenever the County takes a tax deed to lands the following procedure shall be observed.

1. Upon completion of tax deeding procedures the County Treasurer shall notify the Forest Administrator of the presence of property that has been tax deeded.
2. The Forest Administrator shall forward a recommendation to the Park & Forestry Committee to consider the land for addition to the county forest.
3. If the land is desirable the Park & Forestry Committee shall sponsor a resolution to the County Board to add the land to the County forest and (if applicable) to enter the land under the County Forest Law. Approval of the resolution requires a simple majority vote of the County Board.

APPLICATION FORM FOR LAND TRANSACTIONS

The application form referred to in the PROCEDURES section has been designed to solicit basic information from the applicant as to the nature of the proposal, the location and the urgency of using County lands as opposed to other lands in the area. It is designed to be straight forward and easy to complete, yet requires the applicant have a clearly thought out and planned proposal. A chart illustrating the application/approval process is contained in appendix 1.

Wood County Forest Proposed Land Trade Area Map

WCF Blocking Boundary

State Highway 54

River Road

Berry Road

Weisner Road

Cranberry Road

Wood County Forest

← Proposed Land Trade Area
From WCF Estimated 3.75 Acres

← Proposed Land Trade Area
From WCWA Estimated 3.75 Acres

← Proposed Land Trade Area to
WCF Estimated 13 Acres

← This Parcel is in Jackson County
Proposed Easement or Land Trade
0.22 Acres

Wood County Wildlife Area

93

Legend

— Roads

Proposed land Trade Area to WCF

Proposed Land Trade From WCF

Proposed Land Trade From WCWA

Current WCF Blocking Boundary

Wood County Forest Boundary

Wood County Wildlife Area Boundary

Scale 1:24,000



JOB NAME Wood County Rifle and Pistol Club outdoor Range

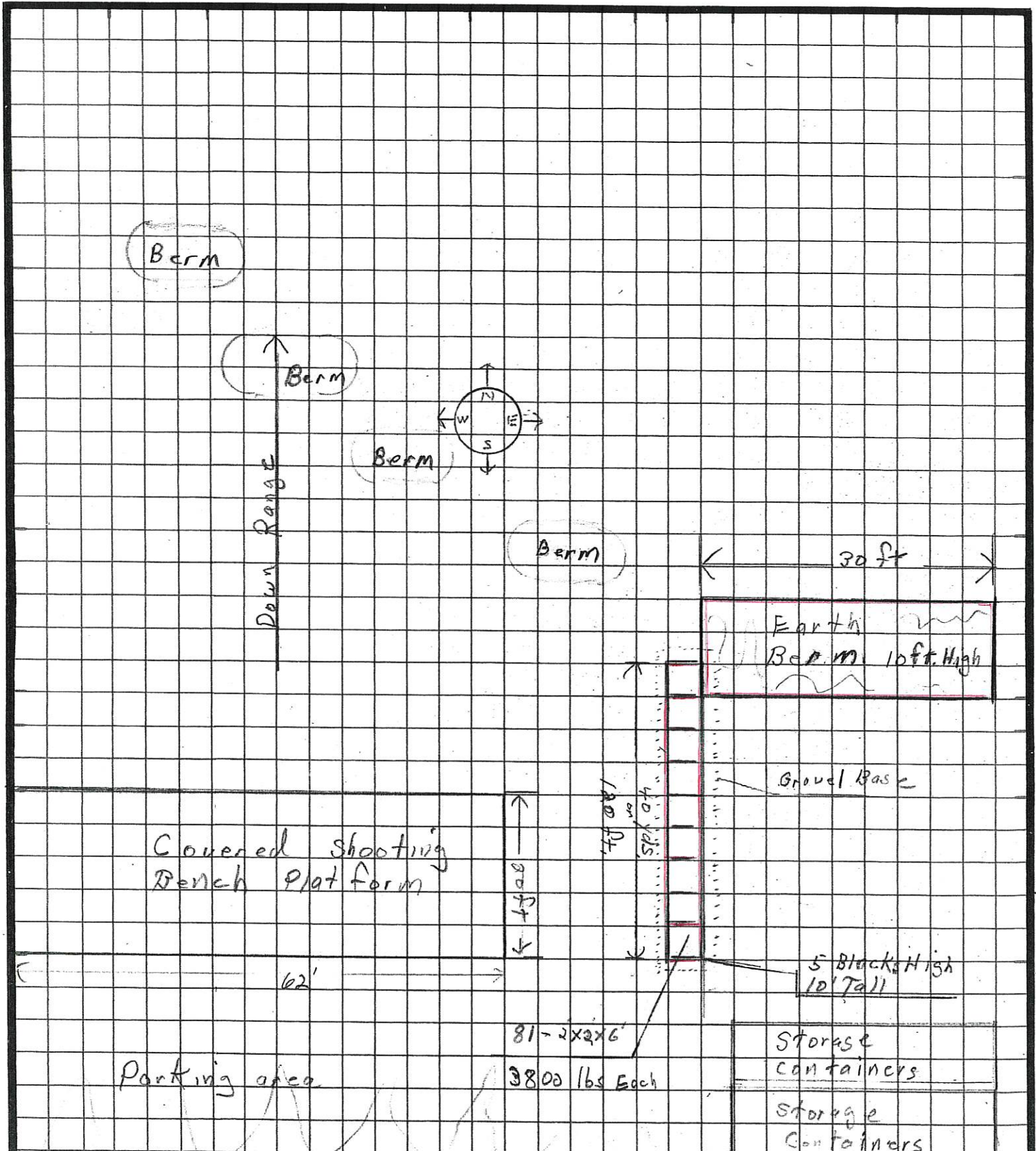
Page 1 of 2

UNIT TAG Pistol Range Dividing Wall and Berm

Date 1/1/1

REPRESENTATIVE _____

S.O. _____



JOB NAME Storage Shed for Targets

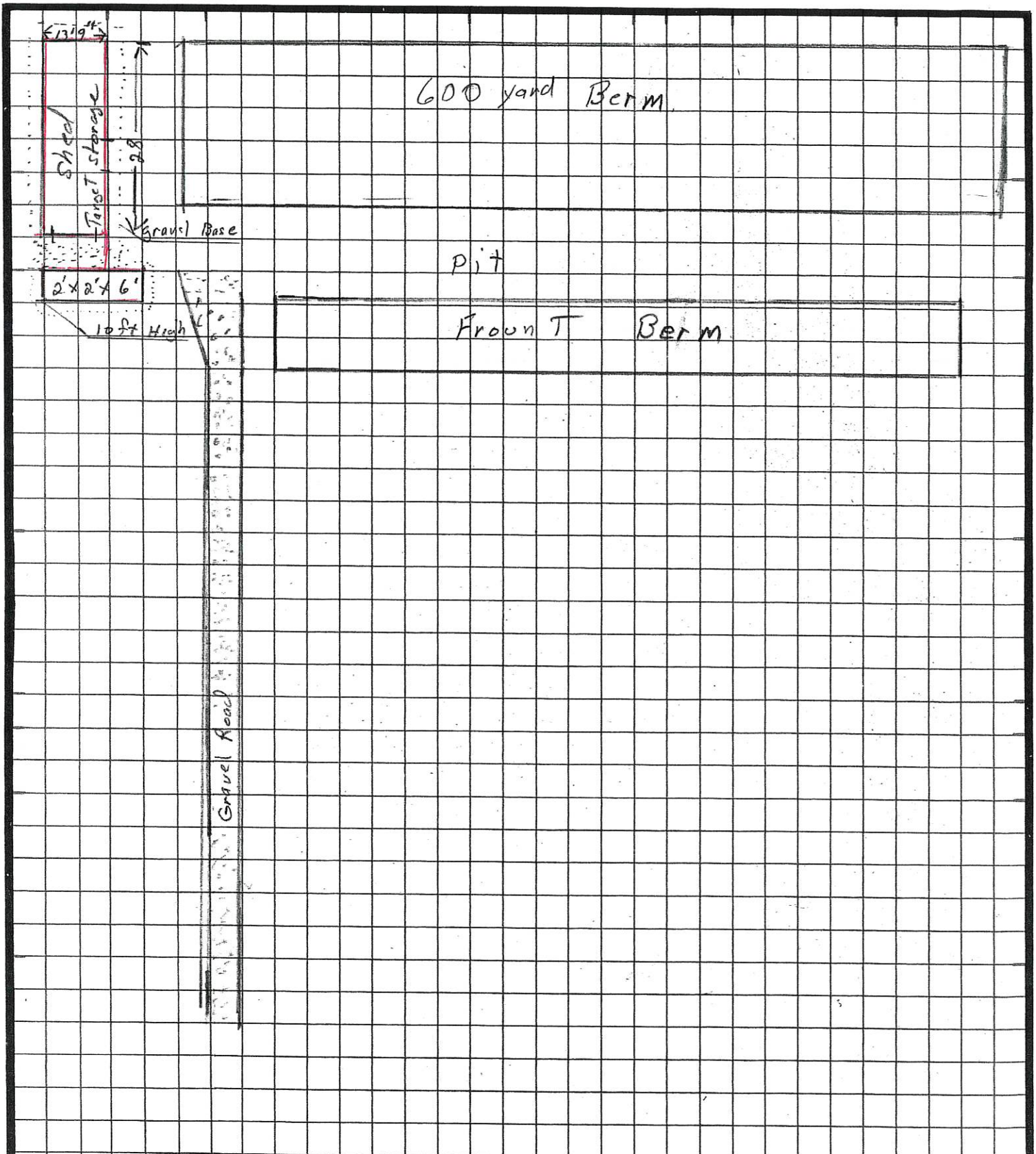
UNIT TAG _____

REPRESENTATIVE _____

Page 2 of 2

Date / /

S.O. _____



**WOOD COUNTY, PARKS & FORESTRY - FOREST ADMINISTRATOR
REVENUE REPORT & TIMBER SALE BALANCES**

July 2025 Revenue (August HIRC)

Budget Year 2025

			CONTRACT AWARD AMOUNT	CONTRACT AWARD DATE	CONTRACT EXPIRATION DATE	\$ RECEIVED CURRENT MONTH	AMOUNT BILLED TO DATE	AMOUNT RCVD TO DATE	BALANCE
CONTRACT	TRACT	CONTRACTOR							
780	2-16	MIDWEST HW	\$42,886.00	7/10/2020	7/31/2026		\$31,778.92	\$31,778.92	\$0.00
790	4-21	SCHREINER	\$15,600.00	11/24/2021	12/31/2025		\$0.00	\$0.00	\$0.00
797	3-22	SCHREINER	\$30,770.00	5/27/2022	6/30/2026		\$0.00	\$0.00	\$0.00
800	6-22	SCHREINER	\$16,440.00	5/27/2022	7/31/2026		\$0.00	\$0.00	\$0.00
801	7-22	WILSON	\$11,750.00	8/4/2022	7/31/2026		\$0.00	\$0.00	\$0.00
803	9-22	KOERNER	\$21,057.80	11/16/2022	12/31/2025		\$0.00	\$0.00	\$0.00
804	10-22	KOERNER	\$84,093.60	11/16/2022	12/3/2025		\$103,155.10	\$103,155.10	\$0.00
807	13-22	FLINK	\$9,450.00	12/31/2022	12/31/2025		\$2,274.03	\$2,274.03	\$0.00
812	4-23	FLINK	\$11,813.85	6/1/2023	6/30/2026		\$7,418.12	\$7,418.12	\$0.00
814	6-23	FLINK	\$21,055.00	4/28/2025	3/31/2028		\$0.00	\$0.00	\$0.00
816	8-23	KOERNER	\$31,625.00	1/4/2024	12/31/2025		\$0.00	\$0.00	\$0.00
817	9-23	KOERNER	\$17,310.00	1/4/2024	12/31/2025		\$0.00	\$0.00	\$0.00
818	10-23	MIDWEST HW	\$51,768.30	1/4/2024	12/31/2026		\$0.00	\$0.00	\$0.00
819	11-23	TNT Timber	\$124,257.30	4/30/2024	5/1/2026		\$0.00	\$0.00	\$0.00
821	1-24	KOERNER	\$26,270.00	4/30/2024	5/1/2026		\$0.00	\$0.00	\$0.00
824	5-24	KOERNER	\$53,280.00	4/30/2024	5/1/2026		\$0.00	\$0.00	\$0.00
826	6-24	BIEWER	\$158,818.20	12/19/2024	12/31/2026		\$0.00	\$0.00	\$0.00
827	7-24	MEDDA	\$60,286.80	12/19/2024	12/31/2026		\$0.00	\$0.00	\$0.00
828	8-24	MIDWEST HW	\$75,328.40	12/19/2024	12/31/2026		\$0.00	\$0.00	\$0.00
829	9-24	WEEKLY	\$34,063.30	6/18/2025	6/30/2027		\$0.00	\$0.00	\$0.00
832	2-25	KOERNER	\$19,840.00	6/18/2025	6/30/2027		\$0.00	\$0.00	\$0.00
833	3-25	KOERNER	\$7,740.00	6/18/2025	6/30/2027		\$0.00	\$0.00	\$0.00
834	4-25	WEEKLY	\$36,980.00	6/18/2025	6/30/2027		\$0.00	\$0.00	\$0.00
835	7-25	FLINK	\$10,350.00	7/7/2025	6/30/2027		\$0.00	\$0.00	\$0.00
755		FIREWOOD				\$9.66	\$114.32	\$114.32	
Total Active Contract Value			\$972,833.55						
						Payments Received This Month:	\$9.66		
						\$ RECEIVED CURRENT MONTH			
2025 Budgeted Total Revenues					\$400,000	Jobs Finished			
2025 Total County Forestry Revenues this month (90%)					\$8.69	Jobs Started			
2025 Total Township Revenues this month (10%):					\$0.97	Jobs Continuing/Reactivated			
						Jobs Gone Inactive			
2025 TOTAL NET FORESTRY REVENUE TO DATE:					\$199,828.59				

WOOD COUNTY PARKS & FORESTRY DEPARTMENT
REVENUE SUMMARY 2025

July Revenue - August HIRC

BUDGETED REVENUES 2025	46721	FEES	YTD REVENUE	YTD REVENUE	JUL REV	JUL REV	ACTUAL REV
	SOURCE		2025	2024	2025	2024	2024
\$ 612,000.00	Camping Reservations	\$10 Resv. Fee+/\$21/\$26/\$29/\$36	\$405,485.04	\$ 342,083.53	\$123,344.43	\$ 83,446.31	\$ 559,084.56
\$ 45,000.00	Campground Firewood Sales	\$7 per rack	\$21,965.12	\$ 19,881.08	\$8,323.32	\$ 7,775.50	\$ 39,888.11
\$ 10,000.00	Ice	\$4 (small) /\$9 (large)	\$4,420.14	\$ 3,836.39	\$2,608.65	\$ 2,175.99	\$ 7,887.62
\$ 3,900.00	Non-Camper Dump Station	\$20	\$1,023.05	\$ 1,250.81	\$558.59	\$ 587.97	\$ 2,905.41
\$ 400.00	Camper Storage	\$20/wk - \$300/mo	\$0.00	\$ 55.55	\$0.00	\$ -	\$ 99.87
\$ 900.00	Washer/Dryer/Showers	\$2 wash / \$2 dry/\$1 Laundry Pods	\$342.65	\$ 337.44	\$224.64	\$ 131.75	\$ 802.85
\$ 59,000.00	Shelters Enclosed	Various Fees based on 4 or 8 hrs or all day.	\$35,437.65	\$ 36,885.71	\$5,009.34	\$ 4,081.48	\$ 62,254.51
\$ 13,000.00	Shelters - Open	Various Fees based on location of shelter.	\$10,782.26	\$ 9,633.78	\$1,830.64	\$ 1,333.28	\$ 12,862.13
\$ 3,000.00	General Park User Fees (Use of open areas within parks)	\$75 / \$10 per picnic table	\$1,109.00	\$ 450.24	\$0.00	\$ -	\$ 450.24
\$ 38,000.00	Powers Bluff Winter Recreation Tickets, Parties, Rentals & Concessions	\$13/\$22/\$515/\$655/\$515/\$725/\$865	\$13,797.44	\$ 1,729.54	\$0.00	\$ -	\$ 1,824.33
\$ 5,000.00	Trail Passes (Ski/Snowshoe/Multi-Use)	\$8/daily; \$30/annual; \$60/family	\$2,244.30	\$ 3,512.51	\$529.85	\$ 678.48	\$ 4,936.78
\$ 8,500.00	Disc Golf	\$3 / \$5 / \$25 / \$50	\$3,122.33	\$ 3,437.64	\$667.91	\$ 537.91	\$ 4,677.66
\$ 500.00	Parks Pulpwood	Market Price	\$0.00	\$ -	\$0.00	\$ -	\$ -
\$ 25,000.00	Boat Launch	\$25/annual; \$7/daily	\$19,346.11	\$ 20,594.59	\$5,079.02	\$ 5,047.36	\$ 24,755.49
\$ 17,000.00	Miscellaneous		\$3,616.01	\$ 6,027.81	\$2,160.00	\$ -	\$ 19,360.22
\$ 8,800.00	Gift Certificates	Gift Certificates	\$0.00	\$ 241.69	\$0.00	\$ -	\$ 9,035.75
\$ 850,000.00			\$522,691.10	\$449,958.31	\$150,336.39	\$105,796.03	\$ 750,825.53
\$ 400,000.00	46813 - Timber Sales & Wood Cutting (90%/County & 10%/Townships) Monthly totals = NET Revenue	CONTRACTED	\$201,013.91	\$ 297,881.17	\$8.69	\$ -	\$ 377,740.88
\$ 1,250,000.00		TOTAL REVENUE:	\$723,705.01	\$747,839.48	\$150,345.08	\$105,796.03	\$1,128,566.41

Committee Report

County of Wood

Report of claims for: Parks & Forestry

For the period of: July (August HIRC)

For the range of vouchers: 21250588 - 21250687

Voucher	Vendor Name	Nature of Claim	Doc Date	Amount	Paid
21250588	ACE HARDWARE	PB Trailhead Shelter, Sm tools	06/02/2025	\$32.27	P
21250589	ACE HARDWARE	SP - thermostat	06/03/2025	\$17.99	P
21250590	ACE HARDWARE	Cera Park Gen Supplies	06/03/2025	\$115.13	P
21250591	ACE HARDWARE	WSBP water heater	06/03/2025	\$9.99	P
21250592	ACE HARDWARE	Cera Park Entrance Sign	06/03/2025	\$227.56	P
21250593	ACE HARDWARE	Gen Maint Supplies	06/19/2025	\$77.87	P
21250594	ACE HARDWARE	Cera Park Gen Supplies	06/23/2025	\$83.98	P
21250595	ACE HARDWARE	SP janitorial supplies	06/27/2025	\$37.95	P
21250596	ALLIANT ENERGY/ WP&L	Electric Serv PB New Shop	06/24/2025	\$36.14	P
21250597	AMAZON CAPITAL SERVICES	Office Supplies	06/30/2025	\$36.08	P
21250598	AMAZON CAPITAL SERVICES	CP Shower Dam	06/30/2025	\$32.29	P
21250599	ARC CENTRAL INC	PB Trailhead Shelter	07/01/2025	\$2,768.60	P
21250600	CRESCENT ELECTRIC SUPPLY CO	DP Light Bulbs	06/17/2025	\$106.55	P
21250601	EAGLE CONSTRUCTION CO INC	Cera Park Shower Project	06/30/2025	\$5,170.00	P
21250602	ECON ELECTRIC	CP Repair underground conduits	06/27/2025	\$2,957.93	P
21250603	FEED STORE THE	Cera Park Grass Seed	06/23/2025	\$74.99	P
21250604	FERGUSON ENTERPRISES LLC	Cera Water Line Repair	06/13/2025	\$32.60	P
21250605	MENARDS-MARSHFIELD	PB Building Supplies	06/27/2025	\$39.89	P
21250606	MENARDS-MARSHFIELD	DP Shop Supplies, breaker	06/23/2025	\$219.77	P
21250607	RAPIDS RENTAL & SUPPLY	Chainsaw Supplies	06/26/2025	\$15.98	P
21250608	RAPIDS RENTAL & SUPPLY	chainsaw supplies	06/27/2025	\$62.98	P
21250609	REIGEL PLUMBING & HEATING INC	PB Shop plumbing install	06/25/2025	\$11,263.00	P
21250610	RENT-A-FLASH INC	Parks signs - bike, gate markr	06/25/2025	\$353.96	P
21250611	WATER WORKS & LIGHTING COMM	Electric Serv - SP Shop	06/25/2025	\$82.10	P
21250612	WATER WORKS & LIGHTING COMM	Electric Serv SP Dam	06/25/2025	\$26.40	P
21250613	WATER WORKS & LIGHTING COMM	Electric Serv SP Stone	06/25/2025	\$94.68	P
21250614	WATER WORKS & LIGHTING COMM	Electric Serv SP Ranger/Host	06/25/2025	\$379.10	P
21250615	WATER WORKS & LIGHTING COMM	Electric Serv - SP L2 H Panel	06/25/2025	\$40.77	P
21250616	WATER WORKS & LIGHTING COMM	Electric Serv SP Showers	06/25/2025	\$203.58	P
21250617	WATER WORKS & LIGHTING COMM	Electric Serv WSBP	06/25/2025	\$60.06	P
21250618	WATER WORKS & LIGHTING COMM	Electric Serv SP 1st Loop Camp	06/25/2025	\$517.67	P
21250619	WATER WORKS & LIGHTING COMM	Electric Serv RSBP	06/25/2025	\$60.76	P
21250620	WATER WORKS & LIGHTING COMM	electric serv SP 2nd loop camp	06/25/2025	\$430.12	P
21250621	WATER WORKS & LIGHTING COMM	Electric Serv SP 3rd Loop Camp	06/25/2025	\$446.54	P
21250622	WATER WORKS & LIGHTING COMM	Electric Serv SP Storm Shelter	06/25/2025	\$79.91	P
21250623	WEICHELTRUCKING & EXCAVATING	PB Shop Project Road Base	06/25/2025	\$2,007.64	P
21250624	WISCONSIN COATING SPECIALISTS LLC	Cera Park Shower Floor Coating	05/28/2025	\$2,835.00	P
21250625	ALLIED COOPERATIVE	Diesel #609	06/03/2025	\$270.24	P
21250626	ALLIED COOPERATIVE	Unleaded #598	06/23/2025	\$351.23	P

Parks & Forestry - July (August HIRC)

21250588 - 21250687

21250627	AMAZON CAPITAL SERVICES	safety gloves	07/11/2025	\$87.90	P
21250628	BUDS CORNER MART	Gas for Vehicles & Equip. SP	06/30/2025	\$1,156.83	P
21250629	CINTAS CORPORATION	Camp Rangers Uniform Cleaning	06/06/2025	\$94.15	P
21250630	CINTAS CORPORATION	Camp Rangers Uniform Cleaning	06/13/2025	\$94.15	P
21250631	CINTAS CORPORATION	Camp Rangers Uniform Cleaning	06/20/2025	\$94.15	P
21250632	CINTAS CORPORATION	Camp Rangers Uniform Cleaning	06/27/2025	\$94.15	P
21250633	ECON ELECTRIC	Cera Park Shelter	07/03/2025	\$2,500.00	P
21250634	ECON ELECTRIC	Cera Park Shower Building	07/10/2025	\$5,968.00	P
21250635	ECON ELECTRIC	Cera Park Shelter Building	07/10/2025	\$1,490.00	P
21250636	ECON ELECTRIC	CP replace box fr core drill	07/10/2025	\$1,000.00	P
21250637	FAMTREE LLC dba GROUNDS DETAIL	SP/Nepco mowing June25	07/08/2025	\$9,330.00	P
21250638	HARTERS FOX VALLEY DISPOSAL LLC	monthly garbage/recycle Cera	07/01/2025	\$426.00	P
21250639	HILLER'S TRUE VALUE HARDWARE	DP Maint Tools	06/25/2025	\$72.46	P
21250640	HOME CITY ICE COMPANY THE	Ice for DP Campground 302123	06/28/2025	\$519.55	P
21250641	HOME CITY ICE COMPANY THE	Ice for DP Campground 302123	07/08/2025	\$334.09	P
21250642	HOME CITY ICE COMPANY THE	Ice for NP Campground 302152	07/08/2025	\$425.40	P
21250643	HOME CITY ICE COMPANY THE	Ice for SP Campground 302167	07/08/2025	\$593.53	P
21250644	HOME DEPOT CREDIT SERVICES	June - CP, SP misc	06/05/2025	\$558.81	P
21250645	INSIGHT FS	LP - NP Shop	06/03/2025	\$651.91	P
21250646	INSIGHT FS	LP - NP New Shower	06/03/2025	\$236.62	P
21250647	INSIGHT FS	LP NP Old Shower	06/03/2025	\$144.61	P
21250648	INSIGHT FS	Diesel NP	06/12/2025	\$360.40	P
21250649	INSIGHT FS	Unleaded NP	06/12/2025	\$703.73	P
21250650	INSIGHT FS	LP Nepco	06/16/2025	\$224.88	P
21250651	JEWELL ASSOCIATES ENGINEERS INC	NP Shelter Bridge Replacement	07/02/2025	\$1,100.00	P
21250652	JMJ CONSTRUCTION COMPANY INC	Powers Bluff Shop	06/30/2025	\$79,033.97	P
21250653	LAKE SIDE OASIS LLC	Gas & Diesel - DP & Forestry	06/30/2025	\$931.70	P
21250654	PITTSVILLE FARM & HOME CENTER	DP Tools	06/12/2025	\$97.96	P
21250655	PITTSVILLE FARM & HOME CENTER	DP Forestry Supplies	06/23/2025	\$7.77	P
21250656	POMP'S TIRE SERVICE INC - Milw	#505 tire repair	06/27/2025	\$158.31	P
21250657	POWER PAC INC	DP Maint Supplies	06/25/2025	\$58.98	P
21250658	QUALITY DOOR & HARDWARE	Stone Shelter Deadlock	06/30/2025	\$231.27	P
21250659	SOLARUS	Security Cameras Storm & Cera	06/12/2025	\$3,615.48	P
21250660	STAPLES ADVANTAGE	Office Supplies	07/01/2025	\$44.19	P
21250661	WE ENERGIES	Gas Service SP Shop	07/02/2025	\$10.89	P
21250662	WE ENERGIES	Gas Service SP Cabin, Showers	07/01/2025	\$37.90	P
21250663	WE ENERGIES	Natural Gas Storm Shelter	07/01/2025	\$31.30	P
21250664	WEYERS EQUIPMENT INC	Blades and Belts CP mower	05/23/2025	\$288.76	P
21250665	WEYERS EQUIPMENT INC	Blades and Belts CP mower	06/09/2025	\$102.18	P
21250666	N & N AUTO OUTLET LLC	2018 Chevy Colorado	07/17/2025	\$19,000.00	P
21250667	ALLIANT ENERGY/ WP&L	Electric Serv Cera Park	07/17/2025	\$1,966.97	P
21250668	BEAVER CREEK NURSERY & LANDSCAPING LLC	LawnMowing NP, DP	07/17/2025	\$10,430.00	P
21250669	ADVANCE AUTO PARTS / CARQUEST (Mfld)	DP Equipment Maint	05/15/2025	\$43.66	P
21250670	ADVANCE AUTO PARTS / CARQUEST (Mfld)	CP Tools	05/21/2025	\$14.75	P
21250671	ADVANCE AUTO PARTS / CARQUEST (Mfld)	CP Mower Maint	05/28/2025	\$28.17	P
21250672	ADVANCE AUTO PARTS / CARQUEST (Mfld)	DP Ranger Vehicle	06/02/2025	\$61.45	P
21250673	ADVANCE AUTO PARTS / CARQUEST (Mfld)	DP Ranger Vehicle	06/02/2025	\$8.54	P
21250674	ADVANCE AUTO PARTS / CARQUEST (Mfld)	DP Maint. Supplies	06/09/2025	\$56.23	P
21250675	ADVANCE AUTO PARTS / CARQUEST (Mfld)	DP Ranger Van	06/10/2025	\$186.56	P

Parks & Forestry - July (August HIRC)

21250588 - 21250687

21250676	ADVANCE AUTO PARTS / CARQUEST (Mfld)	DP Ranger Van	06/26/2025	\$6.64	P
21250677	ADVANCE AUTO PARTS / CARQUEST (Mfld)	DP Maint Supplies	06/27/2025	\$26.10	P
21250678	CENTRAL WI ATV RIDERS INC	Reimb. ATV IUA	07/23/2025	\$2,346.04	P
21250679	CRESCENT ELECTRIC SUPPLY CO	CP Shower	07/07/2025	\$222.44	P
21250680	HOME CITY ICE COMPANY THE	Ice for CP Camground 302116	07/17/2025	\$454.79	P
21250681	REGISTRATION FEE TRUST	License Plate Fee 2018 Chev	07/18/2025	\$5.00	P
21250682	STAPLES ADVANTAGE	Office Supplies	07/16/2025	\$3.28	
21250683	STAPLES ADVANTAGE	Office Supplies	07/16/2025	\$1.15	
21250684	US BANK	CP Supplies, lodging, elec	07/17/2025	\$4,030.84	
21250685	WASTE MANAGEMENT	monthly garbage/recycle	07/03/2025	\$821.30	P
21250686	WE ENERGIES	Natural Gas PB Shop	07/14/2025	\$9.90	P
21250687	WOLOSEK LANDSCAPING	Mulch WSBP	06/30/2025	\$160.99	P

Grand Total:**\$184,456.08**Signatures

Committee Chair:

Committee Member:

Committee Member:

Committee Member:

Committee Member:

Committee Member:

Committee Member:

Committee Member:

Committee Member:
